

OTIS

Otis College of Art and Design
**Continuing Education
and Pre-College Programs**



LOOK INSIDE

Art Education
Art History
College Preparation
Digital Media Arts

Drawing
Fashion Design
Interior & Home Design
Painting
Photography

Printmaking
Professional Development
Sculpture
Writing
Young Artists Workshops

SUMMER 2014

Open House

Continuing Education

Sunday, May 10, 2014 1-3pm

Elaine & Bram Goldsmith Campus
9045 Lincoln Boulevard, 2nd Floor
Los Angeles, CA 90045
310-665-6850

Attend free information sessions on:

**Digital Media Arts, Graphic Design, Otis Art Tours,
and Summer of Art**

- › **Get information on Certificate Programs**
- › **Meet with instructors and program representatives**
- › **See student work and tour the facilities**
- › **Participate in a drawing for a free Continuing Education course (\$469 or less)**
- › **Register for most courses at \$50 Early Bird discount**

(Please note: Although all instructors are invited to attend the Open House, their participation is not guaranteed; please call ahead if you are hoping to meet a particular instructor at the Open House.)

For further information, please call 310-665-6850, ext. 53.

OTIS Otis College of Art and Design

Continuing Education | Summer 2014
9045 Lincoln Blvd, Los Angeles, CA 90045

Volume XXXV, Issue III
Summer 2014

Otis College of Art and Design
(USPS 503-650) is published four times per year
(Spring, July, Summer, Fall) by
Otis College of Art and Design
9045 Lincoln Boulevard, Los Angeles, CA 90045.

Periodicals Postage PAID
at Los Angeles, CA


POSTMASTER:
Send address changes to:
Otis College of Art and Design
9045 Lincoln Blvd., Los Angeles, CA 90045

Cover design: Mark Caneso

CONTENTS

Sections are listed alphabetically by title. Course descriptions and schedules are located on the pages indicated. For course listings by day and discipline, see page 5.

ART EDUCATION	12	PROFESSIONAL DEVELOPMENT	75
ART HISTORY	16	WRITING	86
DESIGN	18	CERTIFICATE PROGRAMS	
Digital Media Arts	19	Art Education	13
Fashion Design	27	Digital Media Arts	19
Graphic Design	32	Fashion Design	27
Illustration	36	Fine Arts	55
Interior & Home Design	37	General Information on Certificate Programs	96
Lighting Design	42	Graphic Design	32
Product Design	44	Interior Design	36
Textile/Surface Design	48	Lighting Design	42
FILM	52	Photography	72
FINE ARTS	54	Product Design	44
Drawing	58	Textile/Surface Design	48
Painting	61	INSTRUCTOR BIOGRAPHIES	88
Printmaking	64	GENERAL INFORMATION	93
Sculpture	66	Additional Information	96
HANDCRAFTED ART AND DESIGN	67	Administration/Board Members	112
Ceramics	68	Computer Center	94
Furniture and Woodworking	68	Contacts	109
Jewelry	68	Course Index	110
Metal	70	General Index	110
PHOTOGRAPHY	71	Instructor Biographies	88
PRE-COLLEGE AND K-12 PROGRAMS	77	Maps of Locations	107
College Preparation	78	Photography Lab	95
Young Artist Worksops	80	Refund Policy	104
		Registration Information	102



“The world of reality has its limits; the world of imagination is boundless.” – Jean-Jacques Rousseau

Otis Continuing Education and Pre-College Programs offers a wide range of night and weekend courses taught by practicing professionals in art and design. Our outstanding facilities provide opportunities for learning new skills, trying new challenges, and exercising your creativity. Students of all ages, including children, find and define their personal niches. Students deepen their knowledge in particular aspects of the visual arts and explore new media and techniques; many are working towards new careers in the variety of certificate programs offered. Like you, they are passionate about art and design.



This term, I'd like to take the opportunity to mention the College's new Mid-Wilshire Studio, located at 6124 Wilshire Blvd. in Los Angeles. This studio will provide a new centrally located venue for some of the school's outstanding weekly classes. Programs offered include Encaustic Painting, Street Photography, and an additional section of Drawing and Composition.

This semester, we've also developed an incredible line-up of courses and programs in all areas of art and design. We're pleased to announce Movies That Matter, which will screen two pre-release films; this special program is led by broadcast writer/producer, Perri Chasin and film and television marketing executive and publicist, Judy Arthur. Another unique collaboration with Otis' own Ben Maltz Gallery is This Side of the 405: Inside the Quad. Join Meg Linton, Director of Galleries and Exhibitions for a studio and gallery tour of artists who are making their mark on the L.A. art scene. (Transportation and lunch provided.) We've also recently expanded our offerings to include professional development for teachers. This summer, The Arts in Education Series focuses on Strategies for Tapping into Creative Potential and Integrating the Arts for Educators.

During the summer, Otis also increases its offerings for children, including four two-week camp sessions, five days a week, for children ages 5-15. Depending on the session, topics include: cartooning, character design, drawing, sculpture, painting, printmaking, and digital photography.

We look forward to serving you this summer and hope that you will find your chosen courses to be challenging, inspiring, and fun.

Amy Gantman

DEAN, CONTINUING EDUCATION & PRE-COLLEGE PROGRAMS

SUMMER 2014 ACADEMIC CALENDAR

MONDAY, MARCH 31, 2014

Registration begins

Early Bird Registration Discount period begins.

See General Information section, page 93.

Phone registration is Monday – Friday,

9:00am – 4:00pm.

SATURDAY, MAY 31, 2014

Classes Begin

Classes start Saturday through Thursday

May 31 – June 5

ADD/DROP DEADLINE

Before The Second Class Meeting

You may add, drop, and/or change status before the start of the second class meeting. No refunds are issued after the second class meeting. See refund policy, page 105.

THURSDAY, AUGUST 14, 2014

Classes end

SATURDAY, MAY 10, 2014

Continuing Education Open House

All Art and Design Programs

Goldsmith Campus in Westchester

1:00pm – 3:00pm

Early Bird Discount ends at end of Open House.

(NOTE: No phone registration)

FRIDAY, JULY 4 – SUNDAY, JULY 6, 2014

Independence Day Holiday

No Classes

Administrative Offices closed

FRIDAY, JULY 11, 2014

Withdrawal deadline

(for certificate and credit students only)

No refunds available

BEN MALTZ GALLERY

AT OTIS COLLEGE OF ART AND DESIGN

The Ben Maltz Gallery serves Los Angeles' vigorous art community and the city's diverse public at large. It is an important resource for the students at Otis, exposing them to a wide range of contemporary art and ideas through its exhibitions, catalogs, and events. Highlighting work that pushes the frontiers of traditional form and subject matter, the Gallery typically exhibits emerging and established Los Angeles artists and designers, placing them in the context of national and international programming. The Gallery both originates and participates in national touring exhibitions.

Ben Maltz Gallery is located on the ground floor of the Galef Center for Fine Arts on the Goldsmith Campus. Gallery hours: Tue-Fri 10am-5pm | Thu 10am-9pm | Sat-Sun 12-4pm | Closed Monday and major holidays. Free admission and parking. For more information or to join the gallery e-list for announcements of events: gallerinfo@otis.edu | 310-665-6909 | www.otis.edu/benmaltzgallery

EXHIBITION SCHEDULE

Freeway Studies #2: Inside the Quad April 12 – July 27, 2014

Freeway Studies is a multi-year, contemporary art-focused curatorial project organized by Meg Linton, Director of Galleries and Exhibitions, with the assistance of Jeseca Dawson, 2012-2014 Curatorial Fellow, at the Ben Maltz Gallery at Otis College of Art and Design. *Inside the Quad* features work by 25-30 contemporary artists whose studios are located inside the border defined by the following freeways: I-405, I-110, I-10 and I-105. The impetus for this curatorial endeavor continues to be an effort to survey, one studio at a time, the neighborhoods and networks of artists working in Los Angeles.

For more information, event listings, and full lists of artists in conjunction with exhibitions visit www.otis.edu/benmaltzgallery

Food – Life – Water / Lucy + Jorge Orta August 16 – December 6, 2014

This exhibition is the US premiere of the Lucy + Jorge Orta's sculptures, drawings, installations and video. This French wife-husband duo collectively explores major concerns that define the 21st century: biodiversity, environmental conditions, climate change and exchange among peoples. Working in partnership since 2005, Lucy+Jorge Orta create, produce, and assemble their artworks and large installations together with a team of artists, designers, architects, and craftspeople. The artists have created a unique visual language through which they tackle the major global issues affecting our lives and the precarious position of this planet. Curated by Judith Hoos Fox and Ginger Gregg Duggan and organized by the Tufts University Art Gallery.



Lucy + Jorge Orta, *OrtaWater*
– *Fluvial Intervention Unit*, 2005

DAILY SCHEDULE OF CLASSES

ART EDUCATION (page 12)

DAY	TIME	COURSE TITLE	FACULTY	CREDITS
SA	9:30am-4:30pm	Integrating the Arts for Educators	Heffler	.5
SA	9:30am-4:30pm	Strategies for Tapping into Creative Potential	Cambigue-Tracey	.5

ART HISTORY (page 16)

DAY	TIME	COURSE TITLE	FACULTY	CREDITS
SA	9am-3pm	This Side of the 405	Linton	NC

DESIGN

Digital Media Arts (page 19)

DAY	TIME	COURSE TITLE	FACULTY	CREDITS
SA	9am-12:20pm	Introduction to Digital Design	Marinaccio	1
SA	9am-12:20pm	2D Animation I	Ruiz	1
SA	10am-1pm	Fundamentals of 2-Dimensional Design	Staff	1
SA	1-4:20pm	3D Modeling	Ruiz	1
SA	1-4:20pm	Introduction to Digital Design	Godwin	1
SA	1:30-4:30pm	Color Theory & Design	Staff	1
SU	9:30am-12:30pm	Drawing & Composition	Adams	1
SU	9:30am-12:50pm	Web Design I	Ahn	1
SU	1:30-4:50pm	Web Design II	Ahn	1
SU	2-5pm	Drawing & Composition	Adams	1
M	Various	Developing Apps for Mobile Devices	Wilkins	1
M	7-10:20pm	Stop-Motion Animation	Rowland	1
T	7-10pm	Drawing & Composition	Jones	1
T	7-10:20pm	Digital Imaging I: Photoshop	Robey	1
T	7-10:20pm	Digital Drawing & Illustration I: Illustrator	Godwin	1
T	7-10:20pm	Digital Photography	Ahn/Kim	1
W	7-10pm	Typography I	Turner	1
W	7-10pm	Digital Imaging II	Staff	1
TH	7-10pm	Life Drawing	Warner	1
TH	7-10pm	Fundamentals of 2-Dimensional Design	Osherow	1
TH	7-10pm	Color Theory & Design	Case	1
TH	7-10:20pm	Video Editing I	Rowland	1
TBD	TBD	Final Portfolio	TBD	1

Fashion Design (page 27)

DAY	TIME	COURSE TITLE	FACULTY	CREDITS
SA	8-11am	Sewing II	Banks	1
SA	9:30am-12:30pm	Introduction to Design, Merchandising, and Entrepreneurship	Ratcliff	1
SA	9:30am-4:30pm	Introduction to Apparel Construction	McInerney	1
SA	10am-1pm	Fundamentals of 2-Dimensional Design	Blake	1
SA	10am-1pm	Introduction to Fashion Design	Zero	1
SA	11:30am-2:30pm	Sewing I	Banks	1
SA	1:30-4:30pm	Color Theory & Design	Staff	1
SA	2:45-5:45pm	Draping I	Banks	1
SU	9:30am-12:30pm	Drawing & Composition	Adams	1
SU	2-5pm	Drawing & Composition	Adams	1
T	7-10pm	Drawing & Composition	Jones	1
W	7-10pm	Patternmaking I	Jackson	1
TH	7-10pm	Life Drawing	Warner	1
TH	7-10pm	Color Theory & Design	Case	1
TH	7-10pm	Fashion Illustration	Vitale	1
TH	7-10pm	Fundamentals of 2-Dimensional Design	Osherow	1

Graphic Design (page 32)

DAY	TIME	COURSE TITLE	FACULTY	CREDITS
SA	9am-12:20pm	Introduction to Digital Design	Marinaccio	1
SA	10am-1pm	Fundamentals of 2-Dimensional Design	Staff	1
SA	1-4pm	Introduction to Graphic Design	Ferris	1
SA	1-4:20pm	Introduction to Digital Design	Godwin	1
SA	1:30-4:30pm	Color Theory & Design	Staff	1
SA	1:30-4:30pm	Digital Letterpress	Ross-Robertson	1
SU	9:30am-12:30pm	Drawing & Composition	Adams	1
SU	2-5pm	Drawing & Composition	Adams	1
T	7-10pm	Drawing & Composition	Jones	1
T	7-10pm	Typography II	Ferris	1
W	7-10pm	Typography I	Turner	1
W	7-10pm	Introduction to Letterpress	Chamlee	1
TH	7-10pm	Color Theory & Design	Case	1
TH	7-10pm	Fundamentals of 2-Dimensional Design	Osherow	1
TBD	TBD	Final Portfolio	TBD	1

Illustration (page 36)

DAY	TIME	COURSE TITLE	FACULTY	CREDITS
M	7-10pm	Illustrating Children's Books	Nourse Lattimore	1
T	7-10pm	Character Design for Animation and Cartooning	Robinson	1
T	7-10:20pm	Digital Drawing & Illustration I: Illustrator	Godwin	1

Interior & Home Design (page 37)

DAY	TIME	COURSE TITLE	FACULTY	CREDITS
SA	9:30am-12:30pm	Perspective Drawing	Roach	1
SA	10am-1pm	Fundamentals of 2-Dimensional Design	Staff	1
SA	1:30-4:30pm	Color Theory & Design	Staff	1
SU	9:30am-12:30pm	Drawing & Composition	Adams	1
SU	2-5pm	Drawing & Composition	Adams	1
M	7-10pm	Space Planning	Staff	1
T	7-10pm	Drawing & Composition	Jones	1
T	7-10pm	Introduction to Interior Design	Wynn	1
T	7-10pm	Fundamentals of 3-Dimensional Design	Armstrong	1
T	7-10:20pm	AutoCAD for Interior Design	Staff	1
W	7-10pm	Design Studio I	Wynn	1
W	7-10pm	Design Studio II	Wynn	1
W	7-10pm	Design Studio III	Wynn	1
TH	7-10pm	Color Theory & Design	Case	1
TH	7-10pm	Fundamentals of 2-Dimensional Design	Osherow	1
TH	7-10pm	Drafting I	Refaat	1
TH	7-10pm	Drafting II	Refaat	1
TH	7-10pm	Surface Materials & Presentation Techniques	Wynn	1

Lighting Design (page 42)

DAY	TIME	COURSE TITLE	FACULTY	CREDITS
TH	7-10pm	Drafting I	Refaat	1
TH	7-10pm	Drafting II	Refaat	1
TBD	TBD	Lighting Internship	Pollari	2

Product Design (page 44)

DAY	TIME	COURSE TITLE	FACULTY	CREDITS
SA	9:30am-12:30pm	Perspective Drawing	Roach	1
SA	1-4pm	Introduction to Ceramics Production	Takayama-Ogawa	1
T	7-10pm	Visual Communication I	Hunt	1
W	7-10pm	Introduction to Product Design	Kollins	1

Textile/Surface Design (page 48)

DAY	TIME	COURSE TITLE	FACULTY	CREDITS
SA	10am-1pm	Fundamentals of 2-Dimensional Design	Staff	1
SA	9:30am-12:30pm	Textile/Surface Design IA	Dixon	1
SA	9:30am-12:30pm	Textile/Surface Design IIA	Dixon	1
SA	9:30am-12:30pm	Textile/Surface Design IIIA	Dixon	1
SA	1:30-4:30pm	Color Theory & Design	Staff	1
SA	1:30-4:30pm	Textile/Surface Design IB	Carroll	1
SA	1:30-4:30pm	Textile/Surface Design IIB	Carroll	1
SA	1:30-4:30pm	Textile/Surface Design IIIB	Carroll	1
TH	7-10pm	Color Theory & Design	Case	1
TH	7-10pm	Fundamentals of 2-Dimensional Design	Osherow	1

FILM (page 52)

DAY	TIME	COURSE TITLE	FACULTY	CREDITS
SA	2-5pm	Movies that Matter	Arthur & Chasin	NC

FINE ARTS

Fine Arts (page 54)

DAY	TIME	COURSE TITLE	FACULTY	CREDITS
SA	1-4pm	Introduction to Photography	London	1
SA	1:30-4:30pm	Color Theory & Design	Staff	1
SU	9:30am-12:30pm	Introduction to Painting: Materials & Techniques	Feldman	1
SU	9:30am-12:30pm	Drawing & Composition	Adams	1
SU	2-5pm	Drawing & Composition	Adams	1
T	7-10pm	Drawing & Composition	Jones	1
TH	7-10pm	Color Theory & Design	Case	1

Drawing (page 58)

DAY	TIME	COURSE TITLE	FACULTY	CREDITS
SA	9:30am-12:30pm	Drawing Landscape	Serrano	NC
SA/SU	9:30am-5:30pm	Drawing on the Right Side of the Brain	Russell	1
SU	9:30am-12:30pm	Drawing & Composition	Adams	1
SU	2-5pm	Drawing & Composition	Adams	1
M	7-10pm	Drawing and Meditative Mindfulness	Oxley	1
T	7-10pm	Drawing & Composition	Jones	1
W	7-10pm	Portrait Drawing	Vitale	1
TH	7-10pm	Life Drawing	Warner	1

Painting (page 61)

DAY	TIME	COURSE TITLE	FACULTY	CREDITS
SA	9:30am-12:30pm	Advanced Watercolor	McDonald	1
SA	10am-6pm	Canvas Building Workshop	Feldman	NC
SA	1-4pm	Trompe L'oeil Painting	Barnhill	1
SA	1:30-4:30pm	Encaustic Painting	Smith-Hudson	1
SA	1:30-4:30pm	Watercolor Painting	McDonald	1
SU	9:30am-12:30pm	Fresco Painting	Assonov	1
SU	9:30am-12:30pm	Introduction to Painting: Materials and Techniques	Feldman	1
SU	10am-1pm	Mid-Wilshire Painting Workshop	Schrier	1
T	7-10pm	Acrylic Painting Techniques	Staff	1
T	7-10pm	Master Painting Workshop with Laddie John Dill	Dill	1
TH	7-10pm	Encaustic Painting Workshop	Smith-Hudson	1

Printmaking (page 64)

DAY	TIME	COURSE TITLE	FACULTY	CREDITS
SA	9:30am-12:30pm	Digital Silkscreen: Creating Large Format Posters	Turner	1
SA	1:30-4:30pm	Digital Letterpress	Lange	1

W	7-10pm	Silkscreen	Alexander	1
W	7-10pm	Introduction to Letterpress	Chamlee	1

Sculpture (page 66)

DAY	TIME	COURSE TITLE	FACULTY	CREDITS
SA	10am-1pm	Welding/Metal Sculpture	Montgomery	1
TH	7-10pm	Introduction to Sculpture	Calderon	1

HANDCRAFTED ART AND DESIGN (page 67)

DAY	TIME	COURSE TITLE	FACULTY	CREDITS
SA	9am-3pm	Jewelry Design	Arutian	1
SA	9am-5pm	Introduction to Fine Silver Metal Clay	Marsellos-Traister	NC
SA	10am-1pm	Welding/Metal Sculpture	Montgomery	1
SA	1-4pm	Introduction to Ceramic Production	Takayama-Ogawa	1
M	6:30-9:30pm	Machine Woodworking	Armstrong	1
W	7-10pm	Precious Metal Clay Techniques	Marsellos-Traister	NC
TH	7-10pm	Jewelry Design: Bead Stringing, Knotting, and Wire Wrapping	Rouhi	NC

PHOTOGRAPHY (page 71)

DAY	TIME	COURSE TITLE	FACULTY	CREDITS
SA	9:30am-12:30pm	Street Photography	Pildas	1
SA	1-4pm	Introduction to Photography	London	1
M	7-10pm	Introduction to Black & White Darkroom	Miller	1
T	7-10:20pm	Digital Photography	Ahn/Kim	1
W	7-10pm	Lighting Techniques	Caliccio	1
TH	7-10pm	Fashion Photography	Vega	1

PRE-COLLEGE AND K-12 PROGRAMS

College Preparation (page 78)

DAY	TIME	COURSE TITLE	FACULTY	CREDITS
SA	9:30am-12:30pm	College Preparation: Observational Drawing	Frias	NC
SA	1-4pm	College Preparation: Advanced Drawing / Introduction to Figure	Frias	NC
SU	9:30am-12:30pm	College Preparation: Life Drawing and Painting	Jones	NC
SU	1:30-4:30pm	College Preparation: 2D Design	Feldman	NC

Young Artist Workshops (page 80)

Summer Camp / Session 1: June 9 – June 20

DAY	TIME	COURSE TITLE	FACULTY	CREDITS
M-F	9am-12pm	Painting Studio: Ages 13-15	del Fresno	NC
M-F	9am-12pm	Patterns and Painting: Ages 9-12	Weston	NC
M-F	9am-12pm	The Portrait in 2D and 3D: Ages 5-8	Ostrovsky	NC
M-F	1-4pm	Fundamentals of Drawing: Ages 13-15	Jong	NC
M-F	1-4pm	Patterns and Painting: Ages 5-8	Weston	NC
M-F	1-4pm	The Portrait in 2D and 3D: Ages 9-12	Ostrovsky	NC

Summer Camp / Session 2: June 23 – July 3

DAY	TIME	COURSE TITLE	FACULTY	CREDITS
M-F	9am-12pm	Cartooning for Kids: Ages 9-12	Weston	NC
M-F	9am-12pm	Introduction to Digital Photography: Ages 13-15	Ayeroff	NC
M-F	9am-12pm	Sculpture, Installation Art, and Sound: Ages 5-8	Ostrovsky	NC
M-F	1-4pm	Cartooning for Kids: Ages 5-8	Weston	NC
M-F	1-4pm	Introduction to Character Design: Ages 13-15	Thais	NC
M-F	1-4pm	Sculpture, Installation Art, and Sound: Ages 9-12	Ostrovsky	NC

Summer Camp / Session 3: July 7 – July 18

DAY	TIME	COURSE TITLE	FACULTY	CREDITS
M-F	9am-12pm	3rd Dimensionality: Ages 9-12	Weston	NC
M-F	9am-12pm	Inventive Environments: Ages 13-15	Jones	NC
M-F	9am-12pm	Painting – Fantasy, Fairytales, and Science Fiction: Ages 5-8	Ostrovsky	NC
M-F	1-4pm	3rd Dimensionality: Ages 5-8	Weston	NC
M-F	1-4pm	Drawing & Painting Studio: Ages 13-15	del Fresno	NC
M-F	1-4pm	Painting – Fantasy, Fairytales, and Science Fiction: Ages 9-12	Ostrovsky	NC

Summer Camp / Session 4: July 21 – August 1

DAY	TIME	COURSE TITLE	FACULTY	CREDITS
M-F	9am-12pm	Fundamentals of Drawing: Ages 13-15	Jones	NC
M-F	9am-12pm	Painting with Watercolors and Acrylics: Ages 9-12	Weston	NC
M-F	9am-12pm	Printmaking and Collage: Ages 5-8	Ostrovsky	NC
M-F	1-4pm	Introduction to Sculpture: Ages 13-15	Callaghan	NC
M-F	1-4pm	Painting with Watercolors and Acrylics: Ages 5-8	Weston	NC
M-F	1-4pm	Printmaking and Collage: Ages 9-12	Ostrovsky	NC

Weekly Courses

DAY	TIME	COURSE TITLE	FACULTY	CREDITS
SA	10:30am-12:30pm	Leonardo's Apprentice: Ages 5-8	Ayeroff	NC
SA	1-3pm	Making Art in the Third Dimension: Ages 9-12	Ayeroff	NC
SU	1-3pm	Ex Libris – Altered Books: Ages 9-12	Wiener	NC
SU	3-5pm	Drawing Studio – Exploring Large Format: Ages 13-15	del Fresno	NC
T/TH	10am-12pm	Fundamentals of Drawing: Ages 9-12	Thais	NC
T/TH	1-3pm	Fundamentals of Drawing: Ages 13-15	Thais	NC

PROFESSIONAL DEVELOPMENT (page 75)

DAY	TIME	COURSE TITLE	FACULTY	CREDITS
SA	9am-2pm	How to Get Hung	Barnes	NC

WRITING (page 86)

DAY	TIME	COURSE TITLE	FACULTY	CREDITS
SA	9:30am-12:30pm	Writing Children's Books	Nourse Lattimore	NC
M	7-10pm	Compressed Forms: Slice of Memoir, Flash Fiction, or Poetry	Fuller	1

CONCURRENT ENROLLMENT

Otis Courses are Now Available to the General Public

Attend Otis College of Art and Design's outstanding Liberal Arts and Sciences courses for college credit through Continuing Education Concurrent Enrollment Program.

This summer's offerings are asynchronous online courses, which run for 10 weeks, from May 19 - July 29.

Please note that these courses are immediately transferable for Otis undergraduate credit. Enrollment is on a space available basis and must be approved by the instructor of record. Please contact otisce@otis.edu or 310-665-6850 for further information.*

*Current Otis undergraduate students wishing to enroll in these courses should contact the Registration office at registration@otis.edu; or 310-665-6950 regarding Summer Session enrollment information.

OTIS COLLEGE OF ART AND DESIGN

SPECIAL ONE-YEAR PROGRAM

If you want to develop new skills, hone your body of work to apply for graduate school, or do a professional refresher, the Special One Year Program is an opportunity to study full-time at one of the country's top colleges of art and design. This year long program is primarily taken at the undergraduate senior level, although some flexibility in course selection allows a program that suits individual backgrounds and needs. All undergraduate programs, with the exception of Fashion Design, offer this special opportunity.

Candidates must hold a bachelor's degree, hold US citizenship or permanent residency, have considerable professional art or design experience, and meet the same admissions requirements as BFA applicants.

For further information, please visit www.otis.edu/admissions or call 800-527-OTIS (6847).

ART EDUCATION



For further information, please call 310-665-6850.
To register, visit www.otis.edu/ce

Art Education

ART EDUCATION CERTIFICATE PROGRAM is a sequence of 10 courses, providing intensive study in art education for individuals who already hold a BA, BFA, MA, or MFA in Fine Art / Design / Media Art. Offered in collaboration with Otis' Artist, Community and Teaching (ACT) Program, the certificate program offers two tracks to choose from. The **Teacher Credential Preparation Track** is designed to prepare individuals who wish to obtain the *California Single Subject in Art Teaching Credential* needed to teach in California grades K-12 public schools, by fulfilling the CA Commission on Teacher Credentialing Subject Matter in Art requirements. The **Teaching Artist Track** is designed to prepare students for positions that do not require a credential such as teaching artist in K-12 public or private schools, artists in residence programs, correctional facilities, museum education departments, non-profit arts organizations, etc. (SOC-25-3099*)

THE 10 COURSE SEQUENCE

Students may enroll in one of two tracks:

1) Teacher Credential Preparation Track:

Successful completion of this Certificate at the college credit level would allow students to qualify for a CSET (California Subject Examinations for Teachers) waiver.

2) Teaching Artist Track:

This Certificate prepares artists to teach in programs that do not require a CA Teaching Credential (private schools, artists in residence programs, correctional facilities, museum education departments, non-profit arts organizations.)

Program Prerequisites:

Students must already hold a BA, BFA, MA, or MFA in fine art/design/media art. Subject Matter Competency evaluation (Portfolio and Transcript review) by the ACT Director is required for enrollment in the Teacher Credential Preparation track only. For more information about this evaluation please refer to the ACT website. (<http://www.otis.edu/act>)

Elective Courses:

Arts Education Certificate students are recommended to take electives during the summer. Electives are chosen through advisement with the ACT Director, 310-846-2632.

ESTIMATED TOTAL PROGRAM COST

The estimated program costs listed are based on students completing two courses per term (five terms) over a two-year period. Please refer to our website for detailed program costs. (<http://www.otis.edu/ce>) A completed Certificate Application and \$175.00 fee are required for official enrollment in the Certificate program.

Note: Certificate program courses are open to all students. Students interested in taking certificate program courses for professional growth, or personal development, are welcome to attend. For further information, or to speak with a counselor, please call 310-665-6850.

All courses take place at Otis College of Art and Design's Elaine & Bram Goldsmith Campus, unless otherwise noted.

* Department of Labor Standard Occupational Code

** Estimated costs include application, tuition, registration, insurance, supplies and books

SPECIALIZATION TRACKS:
(choose a track and take courses indicated)

Teacher Credential Preparation Track

The following required courses must be taken for college credit in order to qualify for a CSET waiver. Courses are offered concurrently with the Otis BFA program and are typically scheduled during the day at the discretion of BFA administration:

XAED212	Teaching for Learning I	3.0
XAED312	History of Aesthetics	3.0
XAED336	Teaching Internship	2.0
XAED412	Teaching for Learning II	3.0

Required courses taken through Continuing Education:

Studio Electives	6.0
<i>Chosen through advisement with ACT Director based on CA Commission on Teacher Credentialing Subject Matter in Art Competency Requirements.</i>	

Total Credits:	17.0
Estimated total cost: \$22,710**	

Teaching Artist Track

The following required courses are offered concurrently with the Otis BFA program and are typically scheduled during the day at the discretion of BFA administration:

XAED212	Teaching for Learning I	3.0
XAED245	Community Arts in LA	2.0
XAED335	Community Arts Internship	2.0
XAED412	Teaching for Learning II	3.0

Required courses taken through Continuing Education:

Studio Electives	6.0
<i>Can be taken in the BFA program (with instructor's approval) or Continuing Education. ACT Special Topics courses and CE Media Arts for Educators Certificate courses are highly recommended studio electives.</i>	

Total Credits:	16.0
Estimated total cost: \$7,110**	

PROFESSIONAL DEVELOPMENT
FOR EDUCATORS:

THE ARTS IN EDUCATION SERIES

NEW!

Integrating the Arts
for Educators*

Learn how to empower students to think critically and creatively through interdisciplinary art projects that are influenced by the current exhibit in the Ben Maltz Gallery. Begin the day by viewing and discussing the current exhibition in Otis' Ben Maltz Art Gallery "Freeway Studies #2: Inside the Quad." To create this exhibition, curators Meg Linton and Jeseca Dawson embarked on an unplanned journey through artist studios in Los Angeles' diverse and complex metropolis. The exhibition is about serendipity, or the element of surprise that occurs when allowing the journey to unfold naturally rather than predetermined. Using the exhibit as a springboard, you'll engage in rich discussions about contemporary art and artists in this region. Then you'll be guided to produce a work of art that is influenced or inspired by an aspect of the exhibit. Workshop covers themes and questions regarding contemporary art; provides ways to enrich student learning; and builds student's self-confidence, motivation, and self-discipline.

Prerequisite: None

First class materials: Bring photos, images, objects, maps, etc. that represent you and your community and note-taking materials.

June 28
Sat 9:30am–4:30pm / 1 session / 16 students

Reg# 25434: \$99*** .5 CEU

Instructor: Shelley Heffler
XAED1200

*** Teacher tuition is free with a letter of confirmation on original school or district letterhead verifying teacher's current full-time employment status; Participant is responsible for \$14 Student Insurance Fee.



NEW!

Strategies for Tapping into Creative Potential*

Even the smallest idea can inspire an adventure of discovery. In this workshop, educators learn strategies to stimulate and access creative thinking through visual media, dance movement, musical experiences, and theatrical practices. By using these disciplines as tools to unleash creativity, participants discover how to treat limitations as opportunities for growth and personal artistic expression. The workshop culminates with participants collaboratively applying tools and strategies to take an idea and shape it into an artistic form.

Prerequisite: None

First class materials: Note-taking materials

July 12

Sat 9:30am–4:30pm / 1 session / 16 students

Reg# 25433: \$99*** .5 CEU

Instructor: Susan Cambigue-Tracey

XAED1100

TEACHER DISCOUNTS

For information, see page 99.



Tuition remission for teachers is supported by Sony Pictures Entertainment

*** Teacher tuition for the Arts in Education Series, one-day workshops are free with a letter of confirmation on original school or district letterhead verifying teacher's current full-time employment status; Participant is responsible for \$14 Student Insurance Fee.

ART HISTORY AND TOURS



For further information, please call 310-665-6850.
To register, visit www.otis.edu/ce

Art History and Tours

All courses take place at Otis College of Art and Design's Elaine & Bram Goldsmith Campus, unless otherwise noted.

OTIS ART AND DESIGN TOUR: One-Day Bus Tour*

This Side of the 405

Saturday, June 7, 9:00am – 3:00pm

Join Meg Linton, Director of Galleries and Exhibitions, Otis College of Art and Design, for a studio and gallery tour of artists who are making their mark on the L.A. art scene. The day begins with Linton conducting a private tour of the exhibition she curated called Freeway Studies #2: Inside the Quad in the Ben Maltz Gallery. Students then travel by bus to various studios "Inside the Quad" in the area East of the 405, North of the 105, West of the 110, and South of the 10; which includes neighborhoods such as Inglewood, Culver City, Leimert Park, Baldwin Hills and more. Includes transportation and lunch. Dress is casual; wear comfortable shoes.

Prerequisite: None

First class materials: None

June 7

Sat 9:00am–3:00pm / 1 session/ 22 students

Reg# 25104: \$75 Non-credit

Instructor: Meg Linton

XARH1140

Open House

CONTINUING EDUCATION

Saturday, May 10, 2014 1pm-3pm

Goldsmith Campus in Westchester
9045 Lincoln Boulevard, 2nd floor

For reservations and further information,
please call 310-665-6850.

DESIGN



For further information, please call 310-665-6850.
To register, visit www.otis.edu/ce

Digital Media Arts

DIGITAL MEDIA ARTS CERTIFICATE PROGRAM is a sequence of 18 courses, providing intensive study in media arts for those beginning a new career, making a career change, or seeking to enhance their existing art, design, or teaching skills. The program combines the theoretical study of digital media with the acquisition of technical knowledge. The sequence was designed to prepare students for positions as digital artists in the below areas or to augment their current design practices and experience in: **Animation | Digital Imaging and Illustration | Digital Media Arts Education | Motion Graphics | Video Editing | Web Design**

Students use software applications most commonly used by design professionals. Practical training leads to the development of a professional portfolio. All digital courses are hands-on, taught in the computer lab, and include additional lab time on a sign-up basis at no additional cost.

THE 18 COURSE SEQUENCE

Foundation Courses [4]:

- XDWG1001** Drawing & Composition
- XGRD1101** Color Theory & Design
- XGRD5012** Fundamentals of 2-Dimensional Design
- XDMA9011** Introduction to Digital Design

Core Courses [3]:

- XDMA9009** Digital Imaging I: Photoshop
- XDMA9121** Digital Drawing & Illustration I: Illustrator
- XDMA9122** Media Literacy (online course)

Electives [2]:

To be selected from tracks other than student's primary specialization or from the Graphic Design or Illustration disciplines.

Specialization Tracks [9]:

Students specialize in one area and take courses as listed.

ESTIMATED TOTAL PROGRAM COST

The estimated program costs listed below are based on students completing two courses per term (nine terms) over a three-year period. Please refer to our website for detailed program costs. (<http://www.otis.edu/ce>) A completed Certificate Application and \$175.00 fee are required for official enrollment.

Note: Certificate program courses are open to all students. Students, interested in taking certificate program courses for professional growth or personal development, are welcome to attend.

For further information, or to speak with a counselor, please call 310-665-6850.

All courses take place at Otis College of Art and Design's Elaine & Bram Goldsmith Campus, unless otherwise noted.

Open House

CONTINUING EDUCATION

Saturday, May 10, 2014 1pm-3pm

Goldsmith Campus in Westchester
9045 Lincoln Boulevard, 2nd floor

For reservations and further information,
please call 310-665-6850.

SPECIALIZATION TRACKS:

9 courses per track
(choose a track and take courses indicated)

Animation (SOC 27-1014*)

- XDWG1014** Life Drawing
- XILU6300** Character Design for Animation and Cartooning
- XILU5019** Storyboarding for Film and Animation
- XDMA9145** Digital Storytelling
- XDMA9146** 2D Animation Principles
- XDMA9147** 2D Animation: Flash
- XDMA9148** 3D Animation Principles
- XDMA9149** 3D Animation: Maya
- XDMA9223** Final Portfolio: Professional Practices

Estimated total cost: \$13,195**

Digital Imaging and Illustration (SOC 27-1014*)

- XGRD5014** Introduction to Graphic Design
- XDWG1014** Life Drawing
- XILU5019** Storyboarding for Film and Animation
- XILU5020** Quick Sketch Techniques
- XDMA9136** Digital Imaging II: Photoshop
- XDMA9137** Digital Imaging III: Photoshop
- XDMA9221** Digital Drawing & Illustration II: Illustrator
- XDMA9222** Digital Media Arts: Advanced Projects
- XDMA9223** Final Portfolio: Professional Practices

Estimated total cost: \$12,915**

Digital Media Arts Education (SOC 25-3099*)

- XDMA9157** Media Arts Tools
- XDMA9145** Digital Storytelling
- XPHO2600** Digital Photography
- XDMA9159** Time-Based Media
- XDMA9160** Design Based Learning
- XDMA9161** Managing the Media Arts Studio
- XDMA9162** Assessment Strategies
- XDMA9163** Curriculum Development
- XDMA9164** Creating the Digital Portfolio

Estimated total cost: \$13,475**

Motion Graphics (SOC 27-1014*)

- XGRD5014** Introduction to Graphic Design
- XGRD5029** Typography I
- XGRD5030** Typography II
- XILU5019** Storyboarding for Film and Animation
- XDMA9136** Digital Imaging II: Photoshop
- XDMA9142** Motion Graphics I
- XDMA9143** Motion Graphics II
- XDMA9144** Editing I
- XDMA9223** Final Portfolio: Professional Practices

Estimated total cost: \$12,915**

Video Editing (SOC 27-4032*)

- XILU5019** Storyboarding for Film and Animation
- XDMA9145** Digital Storytelling
- XDMA9151** Production: Camera, Lighting, & Sound
- XDMA9152** Editing I
- XDMA9153** Editing II
- XDMA9154** Sound Editing
- XDMA9155** Motion Graphics I
- XDMA9156** Editing III
- XDMA9223** Final Portfolio: Professional Practices

Estimated total cost: \$13,755**

Web Design (SOC 15-1134*)

- XGRD5014** Introduction to Graphic Design
- XGRD5029** Typography I
- XDMA9135** From Idea to Launch: Web Design & Strategy
- XDMA9136** Digital Imaging II: Photoshop
- XDMA9138** Flash I
- XDMA9139** Web Design I
- XDMA9140** Web Design II
- XDMA9141** Web Design III
- XDMA9223** Final Portfolio: Professional Practices

Estimated total cost: \$13,475**

*Department of Labor Standard Occupational Code

**Estimated costs include application, tuition, registration, insurance, supplies, and books

FOUNDATION COURSES:

Drawing & Composition

This beginning course develops skills in the elements of drawing and composition. Through demonstration, class exercises, and critiques, students explore concepts including contour line, cross contour, modeling, uses of marks to show form and space, perspective, scale and measurement, and positive/negative space.

Prerequisite: None

First class materials for Adams: One box of Staedler Mars graphite pencils 9H or 9B; one roll of drafting tape or artists tape (low tack tape), 1/2" thick; one Staedler Mars white plastic eraser; one pencil sharpener; one Masonite drawing board with two clips and pink rubber band (large enough to hold an 18" x 24" sketch pad; one 18" x 24" Strathmore recycled drawing tablet (dark green cover) or Strathmore drawing tablet (brown cover)

First class materials for Jones: Drawing board; 18" x 24" sketchpad (Strathmore, Canson, Aqua-bee); 11" x 14" sketchbook; Charcoal pencils: hard (HB or B), medium (2B or 4B), soft (6B or 8B); Pastel pencils: Faber-Castell "PITT" or Stabilo "CarbOthello" pencils, NO Conte' pastel pencils; Pastel colors: dark sephia in PITT and one or two other dark earth-tones, blues, reds; Colored pencils: Faber-Castell "Polychromos" and Berol "Prismacolor" Colors: two or three in dark colors (black, reds, blues, etc.; Do not get watercolor versions of these pencils) Kneaded rubber eraser; Eraser shield; Razor blades; Small piece #100 sandpaper (3" x 4"); Chamois; 18" x 2" "See-Thru Ruler" (plastic)

June 1 – August 10 (no mtg. 7/6)

Sun 9:30am–12:30pm / 10 sessions / 20 students

Reg# 25271: \$395 Non-credit

Reg# 25272: \$430 Certificate Credit

Reg# 25273: \$1250 College Credit (1.0)

Instructor: Lisa Adams

XDWG1001

June 3 – August 5

Tues 7:00–10:00pm / 10 sessions / 20 students

Reg# 25268: \$395 Non-credit

Reg# 25269: \$430 Certificate Credit

Reg# 25270: \$1250 College Credit (1.0)

Instructor: Ken Jones

XDWG1001

At Otis' New Mid-Wilshire Studio

June 1 – August 10 (no mtg. 7/6)

Sun 2:00–5:00pm / 10 sessions / 20 students

Reg# 25265: \$395 Non-credit

Reg# 25266: \$430 Certificate Credit

Reg# 25267: \$1250 College Credit (1.0)

Instructor: Lisa Adams

XDWG1001

Color Theory & Design

An essential course for anyone pursuing or currently working in any art or design field who must communicate effectively with color. Confidence and skill are developed through weekly color-mixing exercises and homework projects using gouache. Through lecture, demonstration, critique, and practical experience, students investigate color theory, historical color comparison, color in nature, and analyze masterpiece color. Lectures include the phenomena of color and light and the use of color as a marketing tool.

Prerequisite: None (may be taken concurrently with XGRD5012 Fundamentals of 2-Dimensional Design)

First class materials for Staff: Notebook, 2" x 18" clear plastic grid ruler, 19" x 23" layout bond, 2H pencil, eraser, illustration board (15" x 20" Crescent cold press medium weight), 2 tapes: 1/2" low-tack drafting or graphics tape, 3/4" high-tack masking tape, one large size tube of permanent white gouache (Windsor Newton,) #6 Windsor Newton Sceptre gold round brush, 2 plastic water containers, large palette, compass (opens to 5" radius), eyedropper

First class materials for Case: Note-taking materials

May 31 – August 9 (no mtg. 7/5)

Sat 1:30–4:30pm / 10 sessions / 16 students

Reg# 25170: \$395 Non-credit

Reg# 25171: \$430 Certificate Credit

Reg# 25172: \$1250 College Credit (1.0)

Instructor: Cole Case

XGRD1101

June 5 – August 7

Thur 7:00–10:00pm / 10 sessions / 16 students

Reg# 25173: \$395 Non-credit

Reg# 25174: \$430 Certificate Credit

Reg# 25175: \$1250 College Credit (1.0)

Instructor: Cole Case

XGRD1101

Fundamentals of 2-Dimensional Design

This foundation-level course introduces design for the beginner through the application and understanding of 2-dimensional elements and principles. Course offers preparation for beginners and professionals in several design areas. Weekly achromatic (non-color) projects deal with fundamentals of line, space, directional movement, balance, value, texture, pattern, and monochromes. Confidence in hand skills is developed and a final project in the student's area of interest is required. Students gain exposure to a range of current and historical design forms. Class includes studio time, slide lectures, and critique.

Prerequisite: None (may be taken concurrently with XGRD1101 Color Theory & Design)

First class materials for Staff: 8 1/2" x 11" paper, 2H pencil, 2" x 18" clear plastic grid ruler, black chisel-point marker, micro fine-line black pen, pencil sharpener, eraser, Pentel brand fine-point white correction pen, 3M correction tape (1/4" or smaller)

First class materials for Osherow: Sketchbook, pencil, ruler, medium and broad point black felt markers

May 31 – August 9 (no mtg. 7/5)

Sat 10:00am–1:00pm / 10 sessions / 16 students

Reg# 25176: \$395 Non-credit

Reg# 25177: \$430 Certificate Credit

Reg# 25178: \$1250 College Credit (1.0)

Instructor: Randy Osherow

XGRD5012

June 5 – August 7 (no mtg. 6/19, 6/26)

Thur 7:00–10:00pm / 10 sessions / 16 students

Reg# 25179: \$395 Non-credit

Reg# 25180: \$430 Certificate Credit

Reg# 25181: \$1250 College Credit (1.0)

Instructor: Randy Osherow

XGRD5012

Introduction to Digital Design

Learn the basics of computer operation for graphics applications. Instruction focuses on the Mac platform and introduces students to hierarchical structure, graphic interface, and various applications. Students are exposed to a wide array of digital graphics software applications including: Adobe Illustrator, Adobe Photoshop, QuarkXpress, Adobe InDesign, Adobe Flash, and Adobe Dreamweaver. (Please note: software varies

depending on course emphasis.) This hands-on course is taught in the Otis computer lab, and includes additional lab time on a sign-up basis at no additional cost.

Prerequisite: XCMP9200 Basic Computer Operations or equivalent knowledge

First class materials: USB Flash Drive (please test functionality of disk before use); note-taking materials

(Emphasis: Web Design/Multimedia)

June 7 – August 9 (no mtg. 7/5)

Sat 1:00pm – 4:20pm / 9 sessions / 16 students

Reg# 25105: \$675 Non-credit

Reg# 25106: \$710 Certificate Credit

Reg# 25107: \$1550 College Credit (1.0)

Instructor: Moshé L. Godwin

XDMA9011

(Emphasis: Graphic Design/Print)

May 31 – July 26 (no mtg. 7/5)

Sat 9:00am – 12:20pm / 9 sessions / 16 students

Reg# 25108: \$675 Non-credit

Reg# 25109: \$710 Certificate Credit

Reg# 25110: \$1550 College Credit (1.0)

Instructor: Kathleen Marinaccio

XDMA9011

CORE COURSES:

Digital Imaging I: Photoshop

Students are introduced to digital imaging on the Mac using Adobe Photoshop. Instruction focuses on the basic functions of the program for image manipulation, which include tools and palettes, image resolution, file formats, and input/output options. Course offers real-world solutions for professionals and artists. This hands-on course is taught in the Otis computer lab, and includes additional lab time on a sign-up basis at no additional cost.

Prerequisite: XDMA9011 Introduction to Digital Design

First class materials: USB Flash Drive

June 3 – July 29

Tues 7:00–10:20pm / 9 sessions / 16 students

Reg# 25114: \$675 Non-credit

Reg# 25115: \$710 Certificate Credit

Reg# 25116: \$1550 College Credit (1.0)

Instructor: Julie Robey

XDMA9009

Digital Drawing & Illustration I: Illustrator

Students are introduced to illustration and drawing on the Mac using Adobe Illustrator. Instruction focuses on the basic functions of the program including the use of the tool palette, menus, layers, color palette, and tracing tools for use in the design of logos, packaging, publications, signage, and illustrations. Course offers real-world solutions for professionals and artists. This hands-on course is taught in the Otis computer lab, and includes additional lab time on a sign-up basis at no additional cost.

Prerequisite: XDMA9011 Introduction to Digital Design, XDWG1001 Drawing & Composition

First class materials: USB Flash Drive

June 3 – July 29

Tues 7:00–10:20pm / 9 sessions / 16 students

Reg# 25111: \$675 Non-credit

Reg# 25112: \$710 Certificate Credit

Reg# 25113: \$1550 College Credit (1.0)

Instructor: Moshé L. Godwin

XDMA9121

SPECIALIZATION TRACK COURSES:

(listed by course #)

Digital Imaging II

This course focuses on the more advanced functions of Adobe Photoshop using the Macintosh. Students concentrate on the techniques for retouching, modifying, and color correcting photo images, photo collages, illustrations, and graphic design. Instruction also covers scanning and importing images, as well as color output options. This hands-on course offers real-world solutions for professionals and artists and is taught in the Otis computer lab. Includes additional lab time on a sign-up basis at no additional cost.

Prerequisite: XDMA9009 Digital Imaging I

First class materials: USB Flash Drive

June 4 – July 30

Wed 7:00–10:20pm / 9 sessions / 16 students

Reg# 25135: \$675 Non-credit

Reg# 25136: \$710 Certificate Credit

Reg# 25137: \$1550 College Credit (1.0)

Instructor: Staff

XDMA9136

Web Design I

In this course students learn the fundamentals of web site authoring on the Mac. Course covers basic HTML, preparing images for the web, site planning, and web page construction. Additional topics include flow chart and storyboard design, content development, search engines, web scripting, uploading web pages, and current issues and events involving the Internet. Software includes Adobe Creative Suite. Students publish their website online for the final project. E-mail, an important component of the class experience, is required. This hands-on course is taught in the Otis computer lab, and includes additional lab time on a sign-up basis at no additional cost.

Prerequisite: XDMA9009 Digital Imaging I

First class materials: USB Flash Drive

June 1 – July 27 (no mtg. 7/6)

Sun 9:30am–12:50pm / 9 sessions / 16 students

Reg# 25120: \$675 Non-credit

Reg# 25121: \$710 Certificate Credit

Reg# 25122: \$1550 College Credit (1.0)

Instructor: Eugene Ahn

XDMA9139

Web Design II

In this course students design web sites with the latest web technologies, including animation, sound, AJAX, JavaScripts and Style Sheets. Students learn WYSIWYG software applications used to create state-of-the-art web design, effects, and navigation. Additional topics include flow chart and storyboard design, content development, search engines, web scripting, uploading web pages, and current issues and events involving the Internet. In this course, students work on a new website as a class project. Software includes Adobe Creative Suite 5 among others. E-mail, an important component of the class experience, is required. This hands-on course is taught in the Otis computer lab, and includes additional lab time on a sign-up basis at no additional cost.

Prerequisite: XDMA9139 Web Design I

First class materials: USB Flash Drive

June 1 – July 27 (no mtg. 7/6)

Sun 1:30–4:50pm / 9 sessions / 16 students

Reg# 25123: \$675 Non-credit

Reg# 25124: \$710 Certificate Credit

Reg# 25125: \$1520 College Credit (1.0)

Instructor: Eugene Ahn

XDMA9140

2D Animation I

A study of 2D Animation for feature film, television, and the web using Adobe Flash CS4 as the primary tool. Students study the basics of timing, weight, and anticipation and apply these skills through storyboarding and character design.

Prerequisite: None

First class materials: USB Flash Drive

May 31 – July 26 (no mtg. 7/5)

Sat 9:00am–12:20pm / 9 sessions / 16 students

Reg# 25126: \$675 Non-credit

Reg# 25127: \$710 Certificate Credit

Reg# 25128: \$1550 College Credit (1.0)

Instructor: Luis Ruiz

XDMA9146

3D Modeling

This course covers the principles of computer graphics and visual effects through the production of three-dimensional, computer-generated animation utilizing Maya. Focuses on establishing a working knowledge of Maya's suite of tools, as well as building a foundation within 3D media. Through the creation of projects, students gain an understanding of modeling, lighting, animation, and rendering.

Prerequisite: XDMA9011 Introduction to Digital Design; XDMA9009 Digital Imaging I; XDMA9146 2D Animation Principles

First class materials: USB Flash Drive

May 31 – July 26 (no mtg. 7/5)

Sat 1:00–4:20pm / 9 sessions / 16 students

Reg# 25129: \$675 Non-credit

Reg# 25130: \$710 Certificate Credit

Reg# 25131: \$1550 College Credit (1.0)

Instructor: Luis Ruiz

XDMA9148

Video Editing I

This hands-on course provides a strong introduction and foundation in nonlinear video editing skills and techniques. Editing software such as Final Cut Pro is used to create projects that focus on continuity, screen direction, and narrative clarity. Technical topics covered include: capturing and logging, organizing workflow, building rough cuts by working with timelines and clips, refining rough cuts through the use of trimming, refining edit points, and applying transitions. Working in

small teams, the class's primary project is a short narrative silent video, which is then used as the basis to explore editing approaches and techniques. Using the same footage, each student creates their own edit of the narrative, refining and focusing it over the course of the term. Hands-on tutorials reinforce technical editing concepts introduced in lecture and demonstrations. Films and videos that demonstrate key concepts from lecture material are screened and discussed. Students also learn basic terminology and receive an overview of career options in the editing field.

Prerequisite: XILU5019 Storyboarding for Animation & Film; XDMA9145 Digital Storytelling; XDMA9151 Video Production: Camera, Lighting, & Sound

First class materials: USB Flash Drive

June 5 – August 1

Thur 7:00–10:20pm / 9 sessions / 16 students

Reg# 25117: \$675 Non-credit

Reg# 25118: \$710 Certificate Credit

Reg# 25119: \$1550 College Credit (1.0)

Instructor: Chris Rowland

XDMA9152

NEW!

Stop-Motion Animation

This hands-on course provides a strong foundation in stop-motion animation using nonlinear video editing skills and techniques. Editing software including Final Cut Pro and Photoshop is used to create projects that focus on continuity, screen direction, and narrative clarity. Course covers: building a model/character/subject, shooting a scene, capturing, organizing workflow, building rough cuts by working with timelines and clips, refining rough cuts through the use of trimming, refining timing, and applying transitions. Working in small teams, the class's primary project is a short narrative video, which is then used as the basis to explore animation/editing approaches and techniques. Using the same footage, each student creates their own edit of the narrative, refining and focusing it over the course of the term. Hands-on tutorials reinforce technique and concepts introduced in lecture and demonstrations. Films and videos that demonstrate key concepts from lecture material are screened and discussed. Students also learn basic terminology and receive an overview of career options in the editing and animation field.

Prerequisite: Storyboarding, Digital Story Telling, Production - FCP, Photoshop a plus.

First class materials: USB Flash Drive

June 2 – July 28

Mon 7:00–10:20pm / 9 sessions / 16 students

Reg# 25391: \$675 Non-credit

Reg# 25392: \$710 Certificate Credit

Reg# 25393: \$1550 College Credit (1.0)

Instructor: Chris Rowland

XDMA9250

Developing Apps for Mobile Devices

Online Course

Applications or apps for mobile devices represent an expansive field that mixes interactivity with creativity and blends the lines between the digital and physical environments. In this course, students learn how to create applications for the iOS (iPhone, iPad) and Android operating systems using the Corona Software Development Kit. Students will learn how to write code and create graphics for these mobile platforms. Course examines best practices when writing code, with an emphasis on making programming as accessible as possible for all students and emphasizes an understanding of the internal logic that can be applied to all programming languages. Also covers historical and contemporary examples of successful and unique applications (particularly games). This course will not use XCode, Java or Objective C. Please note: Course takes place completely online in an asynchronous environment. Material will be uploaded weekly on Monday evenings, 7:00pm (Pacific Time). Login information will be forwarded following student registration. Enrollment deadline: Mon, 5/26.

Prerequisites: None

First class materials: Operating system requirements: Mac users – OS X Snow Leopard or higher; PC users – Windows XP or higher

June 2 – August 4

Weekly / 10 weeks / 16 students

Reg# 25132: \$395 Non-credit

Reg# 25133: \$430 Certificate Credit

Reg# 25134: \$1250 College Credit (1.0)

Instructor: Crossman Wilkins

XDMA9165

Final Portfolio

For advanced students enrolled in the Digital Media Arts certificate program. In this course students create a portfolio from work produced throughout their course of study. The instructor provides individualized critique regarding technical and conceptual development and offers guidance for developing an effective portfolio. Also covers presentation skills. Students work independently and meet with the instructor weekly.

Prerequisite: Students in all areas of specialization (except the Arts Education track) must enroll during their last semester, prior to graduation.

Dates to be arranged

Day and time to be arranged with instructor

6 sessions / limited enrollment

Reg# 25138: \$710 Certificate Credit

Reg# 25139: \$1550 College Credit (1.0)

Instructor: Students request instructor

XDMA9223

Life Drawing

This beginning/intermediate course emphasizes the structure and proportion of the human form. While drawing from the live model, studio instruction includes quick sketch, long, and short poses. Students work in a variety of drawing media. Course may be repeated.

Prerequisite: XDWG1001 Drawing & Composition

First class materials: Drawing pencils, kneaded eraser, compressed charcoal, 18" x 24" newsprint pad

June 5 – August 7

Thur 7:00–10:00pm / 10 sessions / 18 students

Reg# 25274: \$395 Non-credit

Reg# 25275: \$430 Certificate Credit

Reg# 25276: \$1250 College Credit (1.0)

Instructor: Chris Warner

XDWG1014

Introduction to Graphic Design

This foundation course familiarizes students with the basic principles of composition, design methodologies, and career options in professional visual communication design. Through weekly hands-on assignments and in-depth slide lectures on layout, typography, symbol design, photography, digital imaging and illustration, students become acquainted with a wide variety of topics

in contemporary graphic design. This is an excellent course in which to start building a professional design portfolio. Students can complete their assignments using their own computer or by traditional techniques that are discussed by the instructor in conjunction with each assignment.

Prerequisite: None

First class materials: Note-taking materials

May 31 – August 9 (no mtg. 7/5)

Sat 1:00–4:00pm / 10 sessions / 16 students

Reg# 25167: \$395 Non-credit

Reg# 25168: \$430 Certificate Credit

Reg# 25169: \$1250 College Credit (1.0)

Instructor: Seth Ferris

XGRD5014

Typography I

This studio course considers type selection and type production. Special emphasis is on the mechanics of type including measurements, type spacing, and composition. Analysis of basic letterforms, drawing and inking techniques, and letter indication are stressed. Students produce a small booklet or a poster.

Prerequisite: None

First class materials: Thin and thick black markers, 8 1/2" x 11" white bond, 12" Schaedler Precision Ruler

June 4 – August 6

Wed 7:00–10:00pm / 10 sessions / 16 students

Reg# 25182: \$395 Non-credit

Reg# 25183: \$430 Certificate Credit

Reg# 25184: \$1250 College Credit (1.0)

Instructor: Lorna Turner

XGRD5029

Character Design for Animation and Cartooning

In this course, students learn to create believable and interesting characters for cartoons and animation. Course covers staging, silhouette, posture, structure, costume, color, and shapes, enabling students to create original entertaining characters by imbuing them with human traits. Explores the art of popular cartoonists, animation characters, and design types. Also includes where to apply your skills including internet, advertising, animation, video games, and illustration markets.

Prerequisite: None

First class materials: *Cartoon Animation* by Preston Blair, paper size, color pens or pencils, black construction paper

June 3 – August 5

Tues 7:00–10:00pm / 10 sessions / 16 students

Reg# 25196: \$395 Non-credit

Reg# 25197: \$430 Certificate Credit

Reg# 25198: \$1250 College Credit (1.0)

Instructor: Lenord Robinson

XILU6300

Digital Photography

This course is designed for the intermediate or advanced photography student. Using new technology, students work in traditional themes of still life, portraiture, and documentation. The course covers how to use your digital camera and develop a full in-depth understanding of Adobe Photoshop. Students use the computer to edit, manipulate and enhance their images. The course focuses on working with RAW image files, color space, advance exposure settings, white balance and camera capture. Through assignments in Photoshop, students explore color management, workflow, color correction, creating actions, retouching, and compositing. This course is a must for those who want to explore the exciting world of Digital Photography.

Prerequisite: Basic computer knowledge; XPHO2010 Introduction to Photography; XDMA9009 Digital Imaging I: Photoshop

First class materials: Students may bring their camera and note-taking materials.

June 3 – July 29

Tues 7:00–10:20pm / 9 sessions / 14 students

Reg# 25347: \$675 Non-credit

Reg# 25348: \$710 Certificate Credit

Reg# 25349: \$1550 College Credit (1.0)

Instructor: Eugene Ahn / Joanne Kim

XPHO2850

Fashion Design

FASHION DESIGN CERTIFICATE PROGRAM is a sequence of 18 courses for those beginning a new career, augmenting an existing career, or seeking to enhance their existing art and design skills. The program is geared for the adult learner, and is designed to prepare students for an entry level position in the fashion industry as a fashion designer (SOC 27-1022*), designer's assistant (SOC 27-1022*), or patternmaker (SOC 51-6092*).

The program meets the professional industry standards outlined by Otis School of Fashion Design, the leading educational program nationwide. Study begins with the development of an understanding of design in dress, and leads to a translation of that knowledge into practical manufacturing requirements. Courses provide intensive, practical training leading to the development of a professional portfolio.

THE 18 COURSE SEQUENCE

Foundation Courses [4]:

- XDWG1001** Drawing & Composition
- XGRD1101** Color Theory & Design
- XGRD5012** Fundamentals of 2-Dimensional Design
- XDWG1014** Life Drawing

Core Courses [12]:

- XFSH3000** Introduction to Fashion Design
- XFSH3201** History of Costume
- XFSH3001** Introduction to Apparel Construction
- XFSH3028** Figure Drawing for Fashion
- XFSH3056** Fashion Illustration
- XFSH3019** Sewing I
- XFSH3014** Draping I
- XFSH3015** Patternmaking I
- XFSH3126** Textiles for Fashion
- XFSH4031** Digital Design for Fashion
- XFSH3132** Design Studio
- XFSH5500** Final Project: Designing and Marketing a Fashion Line

Electives [2]:

Students may select full-unit courses from the Fashion program to receive elective credit.

Certificate Curriculum

Students who are currently enrolled in the Fashion Certificate Program should contact the Continuing Education department to review their certificate requirements. For further information on this certificate program or to speak with a counselor, please call 310-665-6850.

ESTIMATED TOTAL PROGRAM COST

The estimated program costs listed below are based on students completing two courses per term (nine terms) over a three-year period.

Certificate Application:	\$175
Tuition:	\$8,020
Fees:	\$351
Supplies & Books:	\$2,400
Total:	\$10,946

LOCATION

Most Foundation courses take place at Otis' Elaine & Bram Goldsmith Campus in Westchester.

Most Core courses take place at the Otis School of Fashion Design at the California Market Center, 110 East 9th Street, Suite C201, in Downtown Los Angeles. Located in the Los Angeles Fashion District, the California Market Center is the largest apparel mart in the country. In addition to serving as the home for Otis' School of Fashion Design, it houses over 10,000 fashion collections in 1,500 showrooms. Unless otherwise indicated, classes in the School of Fashion Design will meet at this location. Room assignments for Continuing Education courses will be posted outside the Fashion Office, Room C201.

Note: Certificate program courses are open to all students. Students, interested in taking certificate program courses for professional growth or personal development, are welcome to attend.

For further information, or to speak with a counselor, please call 310-665-6850.

FOUNDATION COURSES:

All Foundation courses take place at the Goldsmith Campus

Drawing & Composition

This beginning course develops skills in the elements of drawing and composition. Through demonstration, class exercises, and critiques, students explore concepts including contour line, cross contour, modeling, uses of marks to show form and space, perspective, scale and measurement, and positive/negative space.

Prerequisite: None

First class materials for Adams: One box of Staedler Mars graphite pencils 9H or 9B; one roll of drafting tape or artists tape (low tack tape), 1/2" thick; one Staedler Mars white plastic eraser; one pencil sharpener; one Masonite drawing board with two clips and pink rubber band (large enough to hold an 18" x 24" sketch pad; one 18" x 24" Strathmore recycled drawing tablet (dark green cover) or Strathmore drawing tablet (brown cover)

First class materials for Jones: Drawing board; 18" x 24" sketchpad (Strathmore, Canson, Aqua-bee); 11" x 14" sketchbook; Charcoal pencils: hard (HB or B), medium (2B or 4B), soft (6B or 8B); Pastel pencils: Faber-Castell "PITT" or Stabilo "CarbOthello" pencils, NO Conte' pastel pencils; Pastel colors: dark sephia in PITT and one or two other dark earth-tones, blues, reds; Colored pencils: Faber-Castell "Polychromos" and Berol "Prismacolor" Colors: two or three in dark colors (black, reds, blues, etc.; Do not get watercolor versions of these pencils) Kneaded rubber eraser; Eraser shield; Razor blades; Small piece #100 sandpaper (3" x 4"); Chamois; 18" x 2" "See-Thru Ruler" (plastic)

June 1 – August 10 (no mtg. 7/6)

Sun 9:30am–12:30pm / 10 sessions / 20 students

Reg# 25271: \$395 Non-credit

Reg# 25272: \$430 Certificate Credit

Reg# 25273: \$1250 College Credit (1.0)

Instructor: Lisa Adams

XDWG1001

June 3 – August 5

Tues 7:00–10:00pm / 10 sessions / 20 students

Reg# 25268: \$395 Non-credit

Reg# 25269: \$430 Certificate Credit

Reg# 25270: \$1250 College Credit (1.0)

Instructor: Ken Jones

XDWG1001

At Otis' New Mid-Wilshire Studio

June 1 – August 10 (no mtg. 7/6)

Sun 2:00–5:00pm / 10 sessions / 20 students

Reg# 25265: \$395 Non-credit

Reg# 25266: \$430 Certificate Credit

Reg# 25267: \$1250 College Credit (1.0)

Instructor: Lisa Adams

XDWG1001

Color Theory & Design

An essential course for anyone pursuing or currently working in any art or design field who must communicate effectively with color. Confidence and skill are developed through weekly color-mixing exercises and homework projects using gouache. Through lecture, demonstration, critique, and practical experience, students investigate color theory, historical color comparison, color in nature, and analyze masterpiece color. Lectures include the phenomena of color and light and the use of color as a marketing tool.

Prerequisite: None (may be taken concurrently with XGRD5012 Fundamentals of 2-Dimensional Design)

First class materials for Staff: Notebook, 2" x 18" clear plastic grid ruler, 19" x 23" layout bond, 2H pencil, eraser, illustration board (15" x 20" Crescent cold press medium weight), 2 tapes: 1/2" low-tack drafting or graphics tape, 3/4" high-tack masking tape, one large size tube of permanent white gouache (Windsor Newton,) #6 Windsor Newton Sceptre gold round brush, 2 plastic water containers, large palette, compass (opens to 5" radius), eyedropper

First class materials for Case: Note-taking materials

May 31 – August 9 (no mtg. 7/5)

Sat 1:30–4:30pm / 10 sessions / 16 students

Reg# 25170: \$395 Non-credit

Reg# 25171: \$430 Certificate Credit

Reg# 25172: \$1250 College Credit (1.0)

Instructor: Cole Case

XGRD1101

June 5 – August 7

Thur 7:00–10:00pm / 10 sessions / 16 students

Reg# 25173: \$395 Non-credit

Reg# 25174: \$430 Certificate Credit

Reg# 25175: \$1250 College Credit (1.0)

Instructor: Cole Case

XGRD1101

Fundamentals of 2-Dimensional Design

This foundation-level course introduces design for the beginner through the application and understanding of 2-dimensional elements and principles. Course offers preparation for beginners and professionals in several design areas. Weekly achromatic (non-color) projects deal with fundamentals of line, space, directional movement, balance, value, texture, pattern, and monochromes. Confidence in hand skills is developed and a final project in the student's area of interest is required. Students gain exposure to a range of current and historical design forms. Class includes studio time, slide lectures, and critique.

Prerequisite: None (may be taken concurrently with XGRD1101 Color Theory & Design)

First class materials for Staff: 8 1/2" x 11" paper, 2H pencil, 2" x 18" clear plastic grid ruler, black chisel-point marker, micro fine-line black pen, pencil sharpener, eraser, Pentel brand fine-point white correction pen, 3M correction tape (1/4" or smaller)

First class materials for Osherow: Sketchbook, pencil, ruler, medium and broad point black felt markers

May 31 – August 9 (no mtg. 7/5)

Sat 10:00am–1:00pm / 10 sessions / 16 students

Reg#25176: \$395 Non-credit

Reg# 25177: \$430 Certificate Credit

Reg# 25178: \$1250 College Credit (1.0)

Instructor: Randy Osherow

XGRD5012

June 5 – August 7 (no mtg. 6/19, 6/26)

Thur 7:00–10:00pm / 10 sessions / 16 students

Reg# 25179: \$395 Non-credit

Reg# 25180: \$430 Certificate Credit

Reg# 25181: \$1250 College Credit (1.0)

Instructor: Randy Osherow

XGRD5012

Life Drawing

This beginning/intermediate course emphasizes the structure and proportion of the human form. While drawing from the live model, studio instruction includes quick sketch, long, and short poses. Students work in a variety of drawing media. Course may be repeated.

Prerequisite: XDWG1001 Drawing & Composition

First class materials: Drawing pencils, kneaded eraser, compressed charcoal, 18" x 24" newsprint pad

June 5 – August 7

Thur 7:00–10:00pm / 10 sessions / 18 students

Reg# 25274: \$395 Non-credit

Reg# 25275: \$430 Certificate Credit

Reg# 25276: \$1250 College Credit (1.0)

Instructor: Chris Warner

XDWG1014

CORE COURSES:

Introduction to Fashion Design

California Market Center Campus

Focusing on the world of fashion and the fashion business, this course covers how fashion apparel is designed, manufactured, marketed, and distributed. It is designed to capture the dynamics of the fashion industry, with its many components and possible career opportunities. Global suppliers to apparel manufacturers and the technological changes within the world of fashion are explored. Students are encouraged to investigate this ever-changing industry and the retail market it serves. Is it working? How does a designer meet consumer demand?

Prerequisite: None

First class materials: TBD

May 31 – August 9 (no mtg. 7/5)

Sat 10:00am–1:00pm / 10 sessions / 18 students

Reg# 25140: \$395 Non-credit

Reg# 25141: \$430 Certificate Credit

Reg# 25142: \$1250 College Credit (1.0)

Instructor: Shpetim Zero

XFSH3000

Introduction to Apparel Construction

California Market Center Campus

This course introduces students to three major aspects of apparel production: patternmaking methods, draping techniques, and use of the industrial sewing machine. Course includes apparel production terminology and garment construction techniques. Covers dart manipulation, drafting a skirt block, and creating a complete pattern.

Prerequisite: None

First class materials: TBD

June 7 – July 12 (no mtg. 7/5)

Sat 9:30am–4:30pm / 5 sessions / 14 students

Reg# 25143: \$395 Non-credit

Reg# 25144: \$430 Certificate Credit

Reg# 25145: \$1250 College Credit (1.0)

(\$35 lab fee payable upon registration)

Instructor: Evelyn McInerney

XFSH3001

July 19 – August 16

Sat 9:30am–4:30pm / 5 sessions / 14 students

Reg# 25146: \$395 Non-credit

Reg# 25147: \$430 Certificate Credit

Reg# 25148: \$1250 College Credit (1.0)

(\$35 lab fee payable upon registration)

Instructor: Evelyn McInerney

XFSH3001

Sewing I

California Market Center Campus

This course introduces both general sewing techniques and the operation of industrial power machines. Students learn the theory of accurately sewing various parts of a garment together according to industrial standards. Students are assigned specific clothing projects.

Prerequisite: XFSH3001 Introduction to Apparel Construction

First class materials: 5 yards muslin, 2" x 18" clear ruler, fabric scissors, tape measure, industrial single-needle foot, bobbin and case, hand sewing needles, industrial sewing machine needles, white and colored spool or cone of thread, straight pins, seam ripper, flathead (standard) screwdriver, Sharpie black ink marker, #2 pencil, note-taking materials. Optional texts – 1st choice text: *A Guide to Fashion Sewing* (3rd or 4th Edition, Amaden-Crawford); 2nd choice text: *A Complete Guide to Sewing* (Reader's Digest)

May 31 – August 9 (no mtg. 7/5)

Sat 11:30am–2:30pm / 10 sessions / 14 students

Reg# 25155: \$395 Non-credit

Reg# 25156: \$430 Certificate Credit

Reg# 25157: \$1250 College Credit (1.0)

(\$35 lab fee payable upon registration)

Instructor: Pam Banks

XFSH3019

Draping I

California Market Center Campus

Students learn the basic principles of draping on the dress form including style lines, fit, and balance. Studio instruction includes preparing muslin, marking, and truing finished bodices and skirts.

Prerequisite: XFSH3019 Sewing I

First class materials: 1 yard muslin, fabric scissors, #17 plain straight pins, pin cushion, tape measure, #2 pencil, 2" x 18" clear ruler, notebook; Required text – *The Art of Fashion Draping*, (3rd or 4th Edition, Amaden-Crawford)

May 31 – August 9 (no mtg. 7/5)

Sat 2:45– 5:45pm / 10 sessions / 14 students

Reg# 25149: \$395 Non-credit

Reg# 25150: \$430 Certificate Credit

Reg# 25151: \$1250 College Credit (1.0)

(\$35 lab fee payable upon registration)

Instructor: Pam Banks

XFSH3014

Patternmaking I

California Market Center Campus

Students learn to flat patterndraft from sketches, using approved slopers. In today's industry, this is the fastest and most commonly used method. Students begin with seamless blocks, draft the pattern on dotted paper, add seams, and then transfer to manilla for a final hard paper pattern, including an appropriate patterncard. Assignments include sewing the finished pattern in muslin, checking the fit on the dress form and making corrections to the pattern. Mirroring industry techniques, students develop skills expected of a designer and/or a first-pattern patternmaker.

Prerequisite: XFSH3019 Sewing I, XFSH3014 Draping I

First class materials: TBD; Text: *Patternmaking for Fashion Design*, 5th edition preferred, by Helen Joseph Armstrong.

Early Bird Discount

Otis Continuing Education offers a \$50 discount on most courses, for students enrolling on or before the Open House on May 10, 2014.
For more information, see page 99.

June 4 – August 6

Wed 7:00–10:00pm / 10 sessions / 14 students

Reg# 25152: \$395 Non-credit

Reg# 25153: \$430 Certificate Credit

Reg# 25154: \$1250 College Credit (1.0)

(\$35 lab fee payable upon registration)

Instructor: Morrison Jackson

XFSH3015

Fashion Illustration

Elaine & Bram Goldsmith Campus

Students learn to make design sketches without a model, establishing properly proportioned figures in a variety of poses. Design ideas are communicated through quick sketches called croquis, using Magic Marker techniques. Croquis are then developed into presentation drawings.

Prerequisite: Life Drawing and Figure Drawing for Fashion

First class materials: 1 package 8 1/2" x 11" typing paper, 14" x 17" Tracing Paper pad, 14" x 17" Graphite Paper pad, 14"x17" Bristol Paper pad, Gouache Designer Set (10 colors), Luna No-Bleed White paint, 4 watercolor brushes (small, medium, large), Prismacolor Marker set (small), Prismacolor Pencils (small set), Mechanical Pencil, 0.05 HB leads, Black Stylist pen, Black Prismacolor pencil, Black Charcoal pencil, Black Graphite pencil

June 5 – August 7

Thur 7:00–10:00pm / 10 sessions / 14 students

Reg# 25158: \$395 Non-credit

Reg# 25159: \$430 Certificate Credit

Reg# 25160: \$1250 College Credit (1.0)

Instructor: Diana Vitale

XFSH3056

ELECTIVES:

The following courses take place at the Elaine & Bram Goldsmith Campus

Introduction to Design, Merchandising, and Entrepreneurship

This course is an introduction to the design merchandising industry and its philosophies. Course includes an overview of merchandising careers in the fashion and interior design industries, and as well as planning, selecting, selling, promoting, financing, mark-up principles, branding required for merchandising, and starting your own corporation. Also covers: industry business contracts; math principles, including wholesale and retail mark-ups; wealth cycles; managing creativity and branding; and assembling the right team.

Prerequisite: None

First class materials: TBD

May 31 – August 9 (no mtg. 7/5)

Sat 9:30am–12:30pm / 10 sessions / 16 students

Reg# 25164: \$395 Non-credit

Reg# 25165: \$430 Certificate Credit

Reg# 25166: \$1250 College Credit (1.0)

Instructor: Priscilla Ratcliff

XFSH6000

Sewing II

In this intermediate course, students create garments working with purchased commercial patterns. Class demonstrations include measuring the body and adjusting the patterns to personalize the fit. Also includes how to research solutions for a quality constructed garment. Students compile a notebook of sample fabric swatches, trims, and notions for easy reference.

Prerequisite: XFSH3019 Sewing I or equivalent experience

First class materials: Note-taking materials

May 31 – August 9 (no mtg. 7/5)

Sat 8:00–11:00am / 10 sessions / 16 students

Reg# 25161: \$395 Non-credit

Reg# 25162: \$430 Certificate Credit

Reg# 25163: \$1250 College Credit (1.0)

Instructor: Pam Banks

XFSH3022

Graphic Design

GRAPHIC DESIGN CERTIFICATE PROGRAM is a sequence of 16 courses for those interested in developing a new career, augmenting a current career, or seeking to enhance their existing art or design skills. The program is geared for the adult learner, and is designed to meet the needs of the graphic design industry. Courses stress creative problem-solving, provide intensive practical training, and are taught by professional designers and fine artists. The program is intended to prepare students for an entry-level position as a graphic designer or production artist (SOC 27-1024*).

THE 16 COURSE SEQUENCE

Core Courses [12]:

- XGRD5014** Introduction to Graphic Design
- XDWG1001** Drawing & Composition
- XGRD1101** Color Theory & Design
- XGRD5012** Fundamentals of 2-Dimensional Design
- XDMA9011** Introduction to Digital Design
- XGRD5026** Digital Print Production
- XGRD5029** Typography I
- XGRD5030** Typography II
- XILU5020** Quick Sketch Techniques
- XILU5019** Storyboarding for Film and Animation
- XGRD5016** Logos, Letterforms, and Symbols
- XGRD5500** Final Portfolio

Electives [4]:

Students may select full-unit courses from the Digital Media Arts or Illustration programs to receive elective credit.

ESTIMATED TOTAL PROGRAM COST

The estimated program costs listed below are based on students completing two courses per term (eight terms) over a three-year period.

Certificate Application:	\$175
Tuition:	\$8,560
Fees:	\$312
Supplies & Books:	\$2,000
Total:	\$11,047

Note: Certificate program courses are open to all students. Students, interested in taking certificate program courses for professional growth or personal development, are welcome to attend.

For further information, or to speak with a counselor, please call 310-665-6850.

All courses take place at Otis College of Art and Design's Elaine & Bram Goldsmith Campus, unless otherwise noted.

CORE COURSES:

Introduction to Graphic Design

This foundation course familiarizes students with the basic principles of composition, design methodologies, and career options in professional visual communication design. Through weekly hands-on assignments and in-depth slide lectures on layout, typography, symbol design, photography, digital imaging and illustration, students become acquainted with a wide variety of topics in contemporary graphic design. This is an excellent course in which to start building a professional design portfolio. Students can complete their assignments using their own computer or by traditional techniques that are discussed by the instructor in conjunction with each assignment.

Prerequisite: None

First class materials: Note-taking materials

May 31 – August 9 (no mtg. 7/5)

Sat 1:00–4:00pm / 10 sessions / 16 students

Reg# 25167: \$395 Non-credit

Reg# 25168: \$430 Certificate Credit

Reg# 25169: \$1250 College Credit (1.0)

Instructor: Seth Ferris

XGRD5014

Drawing & Composition

This beginning course develops skills in the elements of drawing and composition. Through demonstration, class exercises, and critiques, students explore concepts including contour line, cross contour, modeling, uses of marks to show form and space, perspective, scale and measurement, and positive/negative space.

Prerequisite: None

First class materials for Adams: One box of Staedler Mars graphite pencils 9H or 9B; one roll of drafting tape or artists tape (low tack tape), 1/2" thick; one Staedler Mars white plastic eraser; one pencil sharpener; one Masonite drawing board with two clips and pink rubber band (large enough to hold an 18" x 24" sketch pad; one 18" x 24" Strathmore recycled drawing tablet (dark green cover) or Strathmore drawing tablet (brown cover)

First class materials for Jones: Drawing board; 18" x 24" sketchpad (Strathmore, Canson, Aqua-bee); 11" x 14" sketchbook; Charcoal pencils: hard (HB or B), medium (2B or 4B), soft (6B or 8B); Pastel pencils: Faber-Castell "PITT" or Stabilo "CarbOthello" pencils, NO Conte' pastel pencils; Pastel colors: dark sephia in PITT and one or two other dark earth-tones, blues, reds; Colored pencils: Faber-Castell "Polychromos" and Berol "Prismacolor" Colors: two or three in dark colors (black, reds, blues, etc.; Do not get watercolor versions of these pencils) Kneaded rubber eraser; Eraser shield; Razor blades; Small piece #100 sandpaper (3" x 4"); Chamois; 18" x 2" "See-Thru Ruler" (plastic)

June 1 – August 10 (no mtg. 7/6)

Sun 9:30am–12:30pm / 10 sessions / 20 students

Reg# 25271: \$395 Non-credit

Reg# 25272: \$430 Certificate Credit

Reg# 25273: \$1250 College Credit (1.0)

Instructor: Lisa Adams

XDWG1001

June 3 – August 5

Tues 7:00–10:00pm / 10 sessions / 20 students

Reg# 25268: \$395 Non-credit

Reg# 25269: \$430 Certificate Credit

Reg# 25270: \$1250 College Credit (1.0)

Instructor: Ken Jones

XDWG1001

At Otis' New Mid-Wilshire Studio

June 1 – August 10 (no mtg. 7/6)

Sun 2:00–5:00pm / 10 sessions / 20 students

Reg# 25265: \$395 Non-credit

Reg# 25266: \$430 Certificate Credit

Reg# 25267: \$1250 College Credit (1.0)

Instructor: Lisa Adams

XDWG1001

Color Theory & Design

An essential course for anyone pursuing or currently working in any art or design field who must communicate effectively with color. Confidence and skill are developed through weekly color-mixing exercises and homework projects using gouache. Through lecture, demonstration, critique, and practical experience, students investigate color theory, historical color comparison, color in nature, and analyze masterpiece color. Lectures include the phenomena of color and light and the use of color as a marketing tool.

Prerequisite: None (may be taken concurrently with XGRD5012 Fundamentals of 2-Dimensional Design)

First class materials for Staff: Notebook, 2" x 18" clear plastic grid ruler, 19" x 23" layout bond, 2H pencil, eraser, illustration board (15" x 20" Crescent cold press medium weight), 2 tapes: 1/2" low-tack drafting or graphics tape, 3/4" high-tack masking tape, one large size tube of permanent white gouache (Windsor Newton,) #6 Windsor Newton Sceptre gold round brush, 2 plastic water containers, large palette, compass (opens to 5" radius,) eyedropper

First class materials for Case: Note-taking materials

May 31 – August 9 (no mtg. 7/5)

Sat 1:30–4:30pm / 10 sessions / 16 students

Reg# 25170: \$395 Non-credit

Reg# 25171: \$430 Certificate Credit

Reg# 25172: \$1250 College Credit (1.0)

Instructor: Cole Case

XGRD1101

June 5 – August 7

Thur 7:00–10:00pm / 10 sessions / 16 students

Reg# 25173: \$395 Non-credit

Reg# 25174: \$430 Certificate Credit

Reg# 25175: \$1250 College Credit (1.0)

Instructor: Cole Case

XGRD1101

Fundamentals of 2-Dimensional Design

This foundation-level course introduces design for the beginner through the application and understanding of 2-dimensional elements and principles. Course offers preparation for beginners and professionals in several design areas. Weekly achromatic (non-color) projects deal with fundamentals of line, space, directional movement, balance, value, texture, pattern, and monochromes. Confidence in hand skills is developed and a final project in the student's area of interest is required. Students gain exposure to a range of current and historical design forms. Class includes studio time, slide lectures, and critique.

Prerequisite: None (may be taken concurrently with XGRD1101 Color Theory & Design)

First class materials for Staff: 8 1/2" x 11" paper, 2H pencil, 2" x 18" clear plastic grid ruler, black chisel-point marker, micro fine-line black pen, pencil sharpener, eraser, Pentel brand fine-point white correction pen, 3M correction tape (1/4" or smaller)

First class materials for Osherow: Sketchbook, pencil, ruler, medium and broad point black felt markers

May 31 – August 9 (no mtg. 7/5)

Sat 10:00am–1:00pm / 10 sessions / 16 students

Reg# 25176: \$395 Non-credit

Reg# 25177: \$430 Certificate Credit

Reg# 25178: \$1250 College Credit (1.0)

Instructor: Randy Osherow

XGRD5012

June 5 – August 7 (no mtg. 6/19, 6/26)

Thur 7:00–10:00pm / 10 sessions / 16 students

Reg# 25179: \$395 Non-credit

Reg# 25180: \$430 Certificate Credit

Reg# 25181: \$1250 College Credit (1.0)

Instructor: Randy Osherow

XGRD5012

Introduction to Digital Design

Learn the basics of computer operation for graphics applications. Instruction focuses on the Mac platform and introduces students to hierarchical structure, graphic interface, and various applications. Students are exposed to a wide array of digital graphics software applications including: Illustrator, Photoshop, QuarkXpress, InDesign, Flash, and Dreamweaver. (Please note: software varies depending on course emphasis.) This

hands-on course is taught in the Otis computer lab, and includes additional lab time on a sign-up basis at no additional cost.

Prerequisite: None (basic computer skills are helpful)

First class materials: USB Flash Drive; note-taking materials

(Emphasis: Graphic Design/Print)

May 31 – July 26 (no mtg. 7/5)

Sat 9:00am–12:20pm / 9 sessions / 16 students

Reg# 25108: \$675 Non-credit

Reg# 25109: \$710 Certificate Credit

Reg# 25110: \$1550 College Credit (1.0)

Instructor: Kathleen Marinaccio

XDMA9011

Typography I

This studio course considers type selection and type production. Special emphasis is on the mechanics of type including measurements, type spacing, and composition. Analysis of basic letterforms, drawing and inking techniques, and letter indication are stressed. Students produce a small booklet or a poster.

Prerequisite: None

First class materials: Thin and thick black markers, 8 1/2" x 11" white bond, 12" Schaedler Precision Ruler

June 4 – August 6

Wed 7:00–10:00pm / 10 sessions / 16 students

Reg# 25182: \$395 Non-credit

Reg# 25183: \$430 Certificate Credit

Reg# 25184: \$1250 College Credit (1.0)

Instructor: Lorna Turner

XGRD5029

Typography II

This intermediate design course allows students to further explore the use of typography as a powerful and effective means of communication. Through in-class exercises, slide lectures and outside projects, students learn to create typographic solutions to various design problems---applying such principles as hierarchy, contrast, scale, rhythm, and spatial relationships. Students focus on refining their skills through typographic expression.

Prerequisite: XGRD5026 Digital Print Production, XGRD5029 Typography I

First class materials: TBD

June 3 – August 5

Tues 7:00–10:00pm / 10 sessions / 16 students

Reg# 25185: \$395 Non-credit

Reg# 25186: \$430 Certificate Credit

Reg# 25187: \$1250 College Credit (1.0)

Instructor: Seth Ferris

XGRD5030

Final Portfolio

For advanced students enrolled in the Computer Graphics or Graphic Design certificate programs. In this course students create a portfolio from work produced throughout their course of study. The instructor provides individualized critique regarding technical and conceptual development and offers guidance for developing an effective portfolio. Also covers presentation skills. Students work independently and meet with the instructor weekly.

Prerequisite: Students must enroll during their last semester, prior to graduation.

First class materials: TBD

Dates to be arranged

Day and time to be arranged

6 sessions / limited enrollment

Reg# 25188: \$430 Certificate Credit

Reg# 25189: \$1250 College Credit (1.0)

Instructor: Students request instructor

XGRD5500

ELECTIVES:

Introduction to Letterpress

In this course students are introduced to the basics of letterpress printing for the Vandercook proof press including hand typesetting, typography, composition, locking up, printing, and distribution. Students also create a multi-color reduction linoleum block project, which covers registration, printing, and color separation techniques. The Otis Lab Press is a fully functioning studio with four Vandercook proof presses and over 200 typefaces. Established in 1984 by Sheila de Brettville as part of the Communication Arts Department, the Lab Press has a rich history of small edition book publishing. Students actively participate and produce award-winning books

that have become a permanent part of the university rare book collections throughout Southern California.

Prerequisite: None

First class materials: \$35 lab fee payable to instructor; supply list of additional materials provided at 1st class mtg.

June 4 – August 6

Wed 7:00–10:00pm / 10 sessions / 10 students

Reg# 25190: \$395 Non-credit

Reg# 25191: \$430 Certificate Credit

Reg# 25192: \$1250 College Credit (1.0)

(\$35 lab fee payable upon registration)

Instructor: Rebecca Chamlee

XGRD5100

Digital Letterpress

A studio course in letterpress printing with photopolymer plates, held at the Otis Laboratory Press. This course covers all aspects of this revolutionary new process for the relief printing of digital imaging (digital-to-analog) – from digital prepress and plate processing to letterpress printing. Demonstrations include digital imaging requirements and font-editing, processing with the plate making machine, and presswork on the Vandercook flatbed cylinder press. Also covers related investigative and exploratory printing and typographic techniques. Previous experience with image-editing and page-layout software is required. Prior letterpress experience suggested.

Prerequisite: XGRD5105 Introduction to Letterpress or equivalent experience

First class materials: \$35 materials fee payable to instructor at 1st class mtg.

May 31 – August 9 (no mtg. 7/5)

Sat 1:30–4:30pm / 10 sessions / 10 students

Reg# 25193: \$395 Non-credit

Reg# 25194: \$430 Certificate Credit

Reg# 25195: \$1250 College Credit (1.0)

(\$35 lab fee payable upon registration)

Instructor: Leslie Ross-Robertson

XGRD5105

Illustration

All courses take place at Otis College of Art and Design's Elaine & Bram Goldsmith Campus, unless otherwise noted.

Digital Drawing & Illustration I: Adobe Illustrator

Students are introduced to illustration and drawing on the Macintosh using Adobe Illustrator. Instruction focuses on the basic functions of the program including the use of the tool palette, menus, layers, color palette, and tracing tools for use in the design of logos, packaging, publications, signage, and illustrations. Course offers real-world solutions for professionals and artists. This hands-on course is taught in the Otis computer lab, and includes additional lab time on a sign-up basis at no additional cost.

Prerequisite: XDMA9011 Introduction to Computer Graphics, XDWG1001 Drawing & Composition

First class materials: USB Flash Drive

June 3 – July 29

Tues 7:00–10:20pm / 9 sessions / 16 students

Reg# 25111: \$675 Non-credit

Reg# 25112: \$710 Certificate Credit

Reg# 25113: \$1550 College Credit (1.0)

Instructor: Moshé L. Godwin

XDMA9121

Character Design for Animation and Cartooning

In this course, students learn to create believable and interesting characters for cartoons and animation. Course covers staging, silhouette, posture, structure, costume, color, and shapes, enabling students to create original entertaining characters by imbuing them with human traits. Explores the art of popular cartoonists, animation characters, and design types. Also includes where to apply your skills including internet, advertising, animation, video games, and illustration markets.

Prerequisite: None

First class materials: *Cartoon Animation* by Preston Blair, paper size, color pens or pencils, black construction paper

June 3 – August 5

Tues 7:00–10:00pm / 10 sessions / 16 students

Reg# 25196: \$395 Non-credit

Reg# 25197: \$430 Certificate Credit

Reg# 25198: \$1250 College Credit (1.0)

Instructor: Lenord Robinson

XILU6300

Illustrating Children's Books

At the Skirball Cultural Center

In this course students explore the steps involved in illustrating a children's book. Through hands-on assignments, lectures, and critiques, students examine aesthetic and technical aspects including text analysis, concept development, character studies, and story boarding. Students create illustrations that harmonize with the text, produce a rough dummy, and create three pieces of full color, resolved illustrations. Also covers how to submit artwork and/or book proposals to art directors and editors, how to market your work and what you can expect in a publishing contract. Suitable for beginning to advanced artistic skills.

Prerequisite: None

First class materials: Note-taking materials

Also, please bring any rough sketches you would like to discuss, as well as a children's book, which has caught your fancy!

June 2 – August 4

Mon 7:00–10:00pm / 10 sessions / 16 students

Reg# 25199: \$395 Non-credit

Reg# 25200: \$430 Certificate Credit

Reg# 25201: \$1250 College Credit (1.0)

Instructor: Deborah Nourse Lattimore

XILU6009

Interior & Home Design

INTERIOR DESIGN CERTIFICATE PROGRAM is a sequence of 18 courses intended for individuals beginning a new career, augmenting an existing career, or seeking to enhance their existing art or design skills. The program is geared for the adult learner and is designed to meet professional industry standards. Study begins with the development of an understanding of foundational design theory and leads to a translation of that knowledge into practical interior design requirements. Courses provide intensive, practical training leading to the development of a professional portfolio. The program is intended to prepare students for an entry-level position as an interior designer or decorator (SOC 27-1025*). Students may select full-unit courses from the Lighting Design Certificate program to receive elective credit.

THE 18 COURSE SEQUENCE

Foundation Courses [4]:

- XDWG1001** Drawing and Composition
- XGRD1101** Color Theory & Design
- XGRD5012** Fundamentals of 2-Dimensional Design
- XINT3000** Fundamentals of 3-Dimensional Design

Core Courses [12]:

- XINT7010** Introduction to Interior Design
- XINT7200** Drafting I
- XINT7300** Design Studio I
- XINT7016** Perspective Drawing
- XINT7017** Surface Materials & Presentation Techniques
- XINT7205** AutoCAD for Interior Design
- XINT7201** Drafting II
- XINT7301** Design Studio II
- XINT7012** History of Interior Design and Furniture
- XINT7040** Space Planning
- XINT7060** Interior Lighting Design
- XINT7302** Design Studio III

Electives [2]:

Choose from listed electives.

ESTIMATED TOTAL PROGRAM COST

The estimated program costs listed below are based on students completing two courses per term (four terms) over a two-year period.

Certificate Application:	\$175
Tuition:	\$8,020
Fees:	\$351
Supplies & Books:	\$2,200
Total:	\$10,746

Note: Certificate program courses are open to all students. Students, interested in taking certificate program courses for professional growth or personal development, are welcome to attend.

For further information, or to speak with a counselor, please call 310-665-6850.

All courses take place at Otis College of Art and Design's Elaine & Bram Goldsmith Campus, unless otherwise noted.

FOUNDATION COURSES:

Drawing & Composition

This beginning course develops skills in the elements of drawing and composition. Through demonstration, class exercises, and critiques, students explore concepts including contour line, cross contour, modeling, uses of marks to show form and space, perspective, scale and measurement, and positive/negative space.

Prerequisite: None

First class materials for Adams: One box of Staedler Mars graphite pencils 9H or 9B; one roll of drafting tape or artists tape (low tack tape), 1/2" thick; one Staedler Mars white plastic eraser; one pencil sharpener; one Masonite drawing board with two clips and pink rubber band (large enough to hold an 18" x 24" sketch pad; one 18" x 24" Strathmore recycled drawing tablet (dark green cover) or Strathmore drawing tablet (brown cover)

First class materials for Jones: Drawing board; 18" x 24" sketchpad (Strathmore, Canson, Aqua-bee); 11" x 14" sketchbook; Charcoal pencils: hard (HB or B), medium (2B or 4B), soft (6B or 8B); Pastel pencils: Faber-Castell "PITT" or Stabilo "CarbOthello" pencils, NO Conte' pastel pencils; Pastel colors: dark sephia in PITT and one or two other dark earth-tones, blues, reds; Colored pencils: Faber-Castell "Polychromos" and Berol "Prismacolor" Colors: two or three in dark colors (black, reds, blues, etc.; Do not get watercolor versions of these pencils) Kneaded rubber eraser; Eraser shield; Razor blades; Small piece #100 sandpaper (3" x 4"); Chamois; 18" x 2" "See-Thru Ruler" (plastic)

June 1 – August 10 (no mtg. 7/6)

Sun 9:30am–12:30pm / 10 sessions / 20 students

Reg# 25271: \$395 Non-credit

Reg# 25272: \$430 Certificate Credit

Reg# 25273: \$1250 College Credit (1.0)

Instructor: Lisa Adams

XDWG1001

June 3 – August 5

Tues 7:00–10:00pm / 10 sessions / 20 students

Reg# 25268: \$395 Non-credit

Reg# 25269: \$430 Certificate Credit

Reg# 25270: \$1250 College Credit (1.0)

Instructor: Ken Jones

XDWG1001

At Otis' New Mid-Wilshire Studio

June 1 – August 10 (no mtg. 7/6)

Sun 2:00–5:00pm / 10 sessions / 20 students

Reg# 25265: \$395 Non-credit

Reg# 25266: \$430 Certificate Credit

Reg# 25267: \$1250 College Credit (1.0)

Instructor: Lisa Adams

XDWG1001

Color Theory & Design

An essential course for anyone pursuing or currently working in any art or design field who must communicate effectively with color. Confidence and skill are developed through weekly color-mixing exercises and homework projects using gouache. Through lecture, demonstration, critique, and practical experience, students investigate color theory, historical color comparison, color in nature, and analyze masterpiece color. Lectures include the phenomena of color and light and the use of color as a marketing tool.

Prerequisite: None (may be taken concurrently with XGRD5012 Fundamentals of 2-Dimensional Design)

First class materials for Staff: Notebook, 2" x 18" clear plastic grid ruler, 19" x 23" layout bond, 2H pencil, eraser, illustration board (15" x 20" Crescent cold press medium weight), 2 tapes: 1/2" low-tack drafting or graphics tape, 3/4" high-tack masking tape, one large size tube of permanent white gouache (Windsor Newton,) #6 Windsor Newton Sceptre gold round brush, 2 plastic water containers, large palette, compass (opens to 5" radius), eyedropper

First class materials for Case: Note-taking materials

May 31 – August 9 (no mtg. 7/5)

Sat 1:30–4:30pm / 10 sessions / 16 students

Reg# 25170: \$395 Non-credit

Reg# 25171: \$430 Certificate Credit

Reg# 25172: \$1250 College Credit (1.0)

Instructor: Cole Case

XGRD1101

June 5 – August 7

Thur 7:00–10:00pm / 10 sessions / 16 students

Reg# 25173: \$395 Non-credit

Reg# 25174: \$430 Certificate Credit

Reg# 25175: \$1250 College Credit (1.0)

Instructor: Cole Case

XGRD1101

Fundamentals of 2-Dimensional Design

An introduction to design through the application and understanding of 2-dimensional elements and principles. Weekly achronatic (non-color) projects deal with fundamentals of line, space, directional movement, balance, value, texture, pattern, and monochromes. Confidence in hand skills is developed and a final project in the student's area of interest is required. Students gain exposure to a range of current and historical design forms. Class includes studio time, slide lectures, and critique.

Prerequisite: None (may be taken concurrently with XGRD1101 Color Theory & Design)

First class materials for Staff: 8 1/2" x 11" paper, 2H pencil, 2" x 18" clear plastic grid ruler, black chisel-point marker, micro fine-line black pen, pencil sharpener, eraser, Pentel brand fine-point white correction pen, 3M correction tape (1/4" or smaller)

First class materials for Osherow: Sketchbook, pencil, ruler, medium and broad point black felt markers

May 31 – August 9 (no mtg. 7/5)

Sat 10:00am–1:00pm / 10 sessions / 16 students

Reg# 25176: \$395 Non-credit

Reg# 25177: \$430 Certificate Credit

Reg# 25178: \$1250 College Credit (1.0)

Instructor: Randy Osherow

XGRD5012

June 5 – August 7 (no mtg. 6/19, 6/26)

Thur 7:00–10:00pm / 10 sessions / 16 students

Reg# 25179: \$395 Non-credit

Reg# 25180: \$430 Certificate Credit

Reg# 25181: \$1250 College Credit (1.0)

Instructor: Randy Osherow

XGRD5012

Fundamentals of 3-Dimensional Design

A hands-on introduction to elements and principles of three-dimensional form and space. Course provides the essential foundation for all three-dimensional design and fine arts areas including interior design, furniture, toy, jewelry, and sculpture. Explores elements of shape, form, line, space, texture, and value as they relate to specific visual functions. Students learn to effectively utilize space, mass, light, and shadow, while using a variety of additive and subtractive construction

materials and techniques. Covers safe and practical use of power and hand tools.

Prerequisite: None

First class materials: TBD

June 3 – August 5

Tues 7:00–10:00pm / 10 sessions / 16 students

Reg# 25217: \$395 Non-credit

Reg# 25218: \$430 Certificate Credit

Reg# 25219: \$1250 College Credit (1.0)

Instructor: Andrew Armstrong

XINT7001

CORE COURSES

Introduction to Interior Design

A comprehensive introduction to the field of interior design. Students learn the principles to create aesthetically pleasing and functional interiors for residential or commercial spaces. Topics include design principles, color theory, materials use, fabric and furniture selection, space planning, and historical periods that continue to influence interior design today.

Prerequisite: None

First class materials: TBD

June 3 – August 5

Tues 7:00–10:00pm / 10 sessions / 16 students

Reg# 25202: \$395 Non-credit

Reg# 25203: \$430 Certificate Credit

Reg# 25204: \$1250 College Credit (1.0)

Instructor: Ty Wynn

XINT7010

Perspective Drawing

Developed during the Renaissance, perspective was as innovative then as the Internet is today. Perspective enabled artists to create the illusion of depth, volume, and three-dimensional space on a two-dimensional picture plane. Interior and product design are concerned with the creation of environments and products. Spaces and their contents, need to be rendered both two and three-dimensionally. This is accomplished through using grids, floor plans, and one-point and two-point perspective drawings. One-point and two-point perspective grids help bring the designer's vision into reality. In this hands-on course, students gather reference photos of fur-

niture, accessories, and plants to fill their rooms, and render them in felt-tip markers. Students work in class every session – bring supplies to all class meetings.

Prerequisite: Drawing & Composition

First class materials: 36" metal T-square, 30/60 14" plastic triangle, H, HB, and 2B drawing pencils (two each), drafting dots or masking tape, tracing paper roll (18" wide), 18" x 24" marker pad (Graphics 360), 10, 30, 50, 70, 90, & black felt-tip markers (cool gray), black Tombo brush tip pen, kneaded eraser, hard eraser

May 31 – August 9 (no mtg. 7/5)

Sat 9:30am–12:30pm / 10 sessions / 16 students

Reg# 25223: \$395 Non-credit

Reg# 25224: \$430 Certificate Credit

Reg# 25225: \$1250 College Credit (1.0)

Instructor: Robert Roach

XINT7016

Drafting I

An introduction to the drafting methods and techniques used to create floor plans and elevation views for interior design. Learn to use the basic tools and procedures of drafting to develop effective interior design plans. Covers tools and applications; architectural measurement and scale; dimensioning methods; and legends. Explores how to incorporate design ideas into a practical plan format to fully realize the interior concept. Students design a unique 800 square foot Minimalist micro mountain retreat, as a vehicle to learn drafting methods and techniques.

Prerequisite: None

First class materials: One each of the following – 14" 30-60 STD triangle, 8" 45 Degree STD triangle, 12" triangle (Arch Hand Scale), H Mars-Lumograph pencil, 2H Mars-Luograph pencil, Sanford Tuff Stuff eraser, Sanford Tuff Stuff Eraser Refill (2-Pak), erasing shield, Ames Lettering Guide, Pocket Pal Template, 8 sheets of 24" x 36", 16lb. plain clearprt Vellum, 1 roll of Drafting Dots

June 5 – August 7

Thur 7:00–10:00pm / 10 sessions / 16 students

Reg# 25205: \$395 Non-credit

Reg# 25206: \$430 Certificate Credit

Reg# 25207: \$1250 College Credit (1.0)

Instructor: Adham Refaat

XINT7200

Drafting II

Continue exploring the drafting methods and techniques learned in Drafting I, to create floor plans and elevation views for commercial interior design. Students further develop their drafting skills to create effective interior design plans.

Explores how to incorporate design ideas into a practical plan format to fully realize the interior concept. Emphasis is on commercial applications including office, restaurant, and retail spaces.

Prerequisite: XINT7200 Drafting I

First class materials: One each of the following – 14" 30-60 STD triangle, 8" 45 Degree STD triangle, 12" triangle (Arch Hand Scale), H Mars-Lumograph pencil, 2H Mars-Luograph pencil, Sanford Tuff Stuff eraser, Sanford Tuff Stuff Eraser Refill (2-Pak), erasing shield, Ames Lettering Guide, Pocket Pal Template, 8 sheets of 24" x 36", 16lb. plain clearprt Vellum, 1 roll of Drafting Dots

June 5 – August 7

Thur 7:00–10:00pm / 10 sessions / 16 students

Reg# 25208: \$395 Non-credit

Reg# 25209: \$430 Certificate Credit

Reg# 25210: \$1250 College Credit (1.0)

Instructor: Adham Refaat

XINT7201

AutoCad for Interior Design

A course focusing on the basic skills of computer aided drafting for interior design. Students develop an understanding of CAD programs, as used in design offices for the production of floor plans, sections, and details.

Prerequisite: Drafting I or equivalent knowledge

First class materials: TBD

June 3 – July 29

Tues 7:00–10:20pm / 9 sessions / 16 students

Reg# 25211: \$675 Non-credit

Reg# 25212: \$710 Certificate Credit

Reg# 25213: \$1550 College Credit (1.0)

Instructor: Adham Refaat

XINT7205

Design Studio I

In this practical course, students work with architectural floor plans to create room designs, space plans, and color palettes. Students learn how to render furniture, accessories, and surface treatments, complete with shadows and light

sources. Using one and two-point perspective students design rooms, allowing one to visualize the final space, as you would present it to a client. Also covers treatment with actual materials such as fabrics, tile, wood, brick, and granite.

Prerequisite: XINT7016 Perspective Drawing Techniques

First class materials: One black medium-tip Sharpie pen; warm gray markers in 2, 5, and 7 color strengths; one roll of 24" wide sketch tissue paper; sketch book

June 4 – August 6

Wed 7:00–10:00pm / 10 sessions / 16 students

Reg# 25226: \$395 Non-credit

Reg# 25227: \$430 Certificate Credit

Reg# 25228: \$1250 College Credit (1.0)

Instructor: Ty Wynn

XINT7300

Design Studio II

In this continuation of Design Studio I, students work with architectural floor plans to create room designs, space plans, and color palettes. Students further develop their skills as they render furniture, accessories, and surface treatments, complete with shadows and light sources. Students design rooms allowing one to visualize the final space, as would be presented to a client.

Prerequisite: XINT7300 Design Studio I

First class materials: One black medium-tip Sharpie pen; warm gray markers in 2, 5, and 7 color strengths; one roll of 24" wide sketch tissue paper; sketch book

June 4 – August 6

Wed 7:00–10:00pm / 10 sessions / 16 students

Reg# 25229: \$395 Non-credit

Reg# 25230: \$430 Certificate Credit

Reg# 25231: \$1250 College Credit (1.0)

Instructor: Ty Wynn

XINT7301

Space Planning

Course covers the utilization of space, from rooms to buildings, as well as general zoning requirements.

Prerequisite: Introduction to Interior Design; Fundamentals of 2D Design

First class materials: TBD

June 2 – August 4

Mon 7:00–10:00pm / 10 sessions / 16 students

Reg# 25220: \$395 Non-credit

Reg# 25221: \$430 Certificate Credit

Reg# 25222: \$1250 College Credit (1.0)

Instructor: Ty Wynn

XINT7040

Design Studio III

Course covers the planning, preparation, and presentation of portfolio projects. Class culminates with a formal design presentation and critique.

Prerequisite: XINT7301 Design Studio II

First class materials: TBD

June 4 – August 6

Wed 7:00–10:00pm / 10 sessions / 16 students

Reg# 25232: \$395 Non-credit

Reg# 25233: \$430 Certificate Credit

Reg# 25234: \$1250 College Credit (1.0)

Instructor: Ty Wynn

XINT7302

Introduction to Design, Merchandising, and Entrepreneurship

This course is an introduction to the design merchandising industry and its philosophies. Course includes an overview of merchandising careers in the fashion and interior design industries, and as well as planning, selecting, selling, promoting, financing, mark-up principles, branding required for merchandising, and starting your own corporation. Also covers: industry business contracts; math principles, including wholesale and retail mark-ups; wealth cycles; managing creativity and branding; assembling the right team.

Prerequisite: None

First class materials: TBD

May 31 – August 9 (no mtg. 7/5)

Sat 9:30am–12:30pm / 10 sessions / 16 students

Reg# 25164: \$395 Non-credit

Reg# 25165: \$430 Certificate Credit

Reg# 25166: \$1250 College Credit (1.0)

Instructor: Priscilla Ratcliff

XFSH600

Lighting Design

LIGHTING DESIGN CERTIFICATE PROGRAM provides intensive study in lighting design for individuals who are beginning a new career, making a career change, or seeking to enhance their existing art or design skills in a related field. The program combines the theoretical study of lighting conditions and effects with the acquisition of technical skills about the design of lighting systems in both indoor and outdoor spaces. The program intends to prepare students to enter the field of Lighting Design (SOC 27-1025*) or to augment their current design practices and experience.

THE COURSE SEQUENCE

Prerequisite Courses [3]:

Students must complete the following three courses prior to beginning the core courses, or have equivalent knowledge.

- XINT7200** Drafting I
- XINT7201** Drafting II
- XINT7205** AutoCAD for Interior Design

Core Courses [5]:

- XALI362** Lighting Fundamentals
- XALI336** Light, Health, and Global Responsibility
- XALI471** Advanced Lighting Design
- XALI472** Luminaire and Control Technologies
- XALI474** Lighting Internship

ESTIMATED TOTAL PROGRAM COST

The estimated program costs listed below are based on students completing two courses per term (four terms) over a two-year period.

Certificate Application:	\$175
Tuition:	\$5,410 (\$3,840 without Prerequisites)
Fees:	\$156
Supplies & Books:	\$1,000
Total:	\$6,741 (\$5,171 without Prerequisites)

Note: Certificate program courses are open to all students. Students, interested in taking certificate program courses for professional growth or personal development, are welcome to attend.

For further information, or to speak with a counselor, please call 310-665-6850.

All courses take place at Otis College of Art and Design's Elaine & Bram Goldsmith Campus, unless otherwise noted.

PREREQUISITE COURSES:

Drafting I

An introduction to the drafting methods and techniques used to create floor plans and elevation views for interior design. In this course students learn to use the basic tools and procedures of drafting to develop effective interior design plans. Course covers tools and applications; practical use of architectural measurement and scale; use of dimensioning methods; and the development of leg-ends. Explores how to incorporate design ideas into a practical plan format to fully realize the interior concept. Students design a unique 800 square foot Minimalist micro mountain retreat, as a vehicle to learn critical drafting methods and techniques. Emphasis is on developing design concepts.

Prerequisite: None

First class materials: One each of the following – 14" 30-60 STD triangle, 8" 45 Degree STD triangle, 12" triangle (Arch Hand Scale), H Mars-Lumograph pencil, 2H Mars-Luograph pencil, Sanford Tuff Stuff eraser, Sanford Tuff Stuff Eraser Refill (2-Pak), erasing shield, Ames Lettering Guide, Pocket Pal Template, 8 sheets of 24" x 36", 16lb. plain clearprt Vellum, 1 roll of Drafting Dots.

June 5 – August 7

Thur 7:00–10:00pm / 10 sessions / 16 students

Reg# 25205: \$395 Non-credit

Reg# 25206: \$430 Certificate Credit

Reg# 25207: \$1250 College Credit (1.0)

Instructor: Adham Refatt

XINT7200

Drafting II

Students continue exploring the drafting methods and techniques learned in Drafting I, to create floor plans and elevation views for commercial interior design. In this course students further develop their drafting skills in order to create effective interior design plans. Explores how to incorporate design ideas into a practical plan format to fully realize the interior concept. Emphasis is on developing design concepts for commercial applications including office, restaurant, and retail spaces.

Prerequisite: XINT7200 Drafting I

First class materials: One each of the following – 14" 30-60 STD triangle, 8" 45 Degree STD triangle, 12" triangle (Arch Hand Scale), H Mars-Lumograph pencil, 2H Mars-Luograph pencil, Sanford Tuff Stuff eraser, Sanford Tuff Stuff Eraser Refill (2-Pak), erasing shield, Ames Lettering Guide, Pocket Pal Template, 8 sheets of 24" x 36", 16lb. plain clearprt Vellum, 1 roll of Drafting Dots.

June 5 – August 7

Thur 7:00–10:00pm / 10 sessions / 16 students

Reg# 25208: \$395 Non-credit

Reg# 25209: \$430 Certificate Credit

Reg# 25210: \$1250 College Credit (1.0)

Instructor: Adham Refaat

XINT7201

AutoCAD for Interior Design

A course focusing on the basic skills of computer aided drafting for interior design. Students develop an understanding of CAD programs, as used in design offices for the production of floor plans, sections, and details.

Prerequisite: Drafting I or equivalent knowledge

First class materials: TBD

June 3 – July 29

Tues 7:00–10:20pm / 9 sessions / 16 students

Reg# 25211: \$675 Non-credit

Reg# 25212: \$710 Certificate Credit

Reg# 25213: \$1550 College Credit (1.0)

Instructor: Adham Refaat

XINT7201

Open House

CONTINUING EDUCATION

Saturday, May 10, 2014 1pm-3pm

Goldsmith Campus in Westchester
9045 Lincoln Boulevard, 2nd floor

For reservations and further information,
please call 310-665-6850.

Visit our web site:

www.otis.edu

Lighting Internship

Students work under close supervision of the existing staff of a professional lighting design firm (Employer). Work includes the introduction to, observation and/or practice of professional activities, excluding clerical, as supervised and documented by the Employer, and that comply with US WHD Fact Sheet #71: Internship Programs Under the Fair Labor Standards Act, Test for Unpaid Interns. The duration of work must equal and may not exceed 90 hours. This course may be repeated for credit.

Prerequisite: ARLI471 / XALI471 Advanced Lighting Design, and confirmed internship appointment as arranged and/or approved by A/L/I Chair.

First class materials: TBD

Dates to be arranged

Day and time to be arranged / 6 sessions / limited enrollment

Reg# 25239: \$595 Certificate Credit

Reg# 25437: \$2500 College Credit (2.0)

(NOTE: this course qualifies for two electives for the Interior Design Certificate Program;

Registration deadline: DATE, 2014)

Instructor: Linda Pollari

XALI467

Product Design

PRODUCT DESIGN CERTIFICATE PROGRAM is a sequence of 18 courses intended for individuals beginning a new career, augmenting an existing career, or seeking to enhance their existing art or design skills. The program is geared for the adult learner and is designed to meet professional industry standards. Study begins with the development of an understanding of foundational design theory and leads to a translation of that knowledge into practical product design requirements. Courses provide intensive, practical training leading to the development of a professional portfolio. The program is intended to prepare students for an entry-level position as a product designer (SOC 27-1021*).

THE 18 COURSE SEQUENCE

Foundation Courses [4]:

Students must complete the following four courses prior to beginning the core courses, or have equivalent knowledge.

- > Drawing and Composition
- > Introduction to Product Design
- > Fundamentals of 2-Dimensional Design
- > Introduction to Digital Design

Core Courses [13]:

- > Perspective Drawing
- > Product Design Studio I: Small Hardgoods
- > Fundamentals of 3-Dimensional Design
- > Introduction to 3D Digital Modeling
- > Visual Communication I
- > Product Design Studio II: Large Hardgoods
- > Intermediate 3D Digital Modeling
- > Sculpting and Quick Mock Up Construction Techniques I
- > Visual Communications II
- > Product Design Studio III: Softgoods
- > Advanced 3D Digital Modeling
- > Model Making: Advanced Materials and Construction Techniques II
- > Professional Practices: Design Your Future

Electives [1]:

Choose from listed electives.

ESTIMATED TOTAL PROGRAM COST

The estimated program costs listed below are based on students completing two courses per term (four terms) over a two-year period.

Certificate Application:	\$175
Tuition:	\$9,140
Fees:	\$351
Supplies & Books:	\$2,600
Total:	\$12,266

Note: Certificate program courses are open to all students. Students, interested in taking certificate program courses for professional growth or personal development, are welcome to attend.

For further information, or to speak with a counselor, please call 310-665-6850.

All courses take place at Otis College of Art and Design's Elaine & Bram Goldsmith Campus, unless otherwise noted.

Drawing & Composition

This beginning course develops skills in the elements of drawing and composition. Through demonstration, class exercises, and critiques, students explore concepts including contour line, cross contour, modeling, uses of marks to show form and space, perspective, scale and measurement, and positive/negative space.

Prerequisite: None

First class materials for Adams: One box of Staedler Mars graphite pencils 9H or 9B; one roll of drafting tape or artists tape (low tack tape), 1/2" thick; one Staedler Mars white plastic eraser; one pencil sharpener; one Masonite drawing board with two clips and pink rubber band (large enough to hold an 18" x 24" sketch pad; one 18" x 24" Strathmore recycled drawing tablet (dark green cover) or Strathmore drawing tablet (brown cover)

First class materials for Jones: Drawing board; 18" x 24" sketchpad (Strathmore, Canson, Aqua-bee); 11" x 14" sketchbook; Charcoal pencils: hard (HB or B), medium (2B or 4B), soft (6B or 8B); Pastel pencils: Faber-Castell "PITT" or Stabilo "CarbOthello" pencils, NO Conte' pastel pencils; Pastel colors: dark sephia in PITT and one or two other dark earth-tones, blues, reds; Colored pencils: Faber-Castell "Polychromos" and Berol "Prismacolor" Colors: two or three in dark colors (black, reds, blues, etc.; Do not get watercolor versions of these pencils) Kneaded rubber eraser; Eraser shield; Razor blades; Small piece #100 sandpaper (3" x 4"); Chamois; 18" x 2" "See-Thru Ruler" (plastic)

June 1 – August 10 (no mtg. 7/6)

Sun 9:30am–12:30pm / 10 sessions / 20 students

Reg# 25271: \$395 Non-credit

Reg# 25272: \$430 Certificate Credit

Reg# 25273: \$1250 College Credit (1.0)

Instructor: Lisa Adams

XDWG1001

June 3 – August 5

Tues 7:00–10:00pm / 10 sessions / 20 students

Reg# 25268: \$395 Non-credit

Reg# 25269: \$430 Certificate Credit

Reg# 25270: \$1250 College Credit (1.0)

Instructor: Ken Jones

XDWG1001

At Otis' New Mid-Wilshire Studio

June 1 – August 10 (no mtg. 7/6)

Sun 2:00–5:00pm / 10 sessions / 20 students

Reg# 25265: \$395 Non-credit

Reg# 25266: \$430 Certificate Credit

Reg# 25267: \$1250 College Credit (1.0)

Instructor: Lisa Adams

XDWG1001

Introduction to Product Design

A course designed to build an understanding of the product design process used by professional designers around the world. Course explores major steps including research and analysis, concept generation, design development, engineering principles, material fundamentals, mechanical layout, ergonomic principles, 2D design sketching and rendering, 3D model making, and presentation techniques. In this course students design an original product, from initial concept to final design. Students are guided through the design process via weekly assignments and project reviews with emphasis on developing innovative and compelling design solutions. Students develop their skills in the areas of thinking and communication, problem solving, design language, design aesthetics, and the principles of sustainable design. Also covers drawing techniques, perspective, composition, and professional communication techniques.

Prerequisite: None

First class materials: TBD

June 4 – August 6

Wed 7:00–10:00pm / 10 sessions / 15 students

Reg# 25241: \$395 Non-credit

Reg# 25242: \$430 Certificate Credit

Reg# 25243: \$1250 College Credit (1.0)

Instructor: Michael Kollins

XPRD7501

Fundamentals of 2-Dimensional Design

This foundation-level course introduces design for the beginner through the application and understanding of 2-dimensional elements and principles. Course offers preparation for beginners and professionals in several design areas. Weekly achromatic (non-color) projects deal with fundamentals of line, space, directional movement, balance, value, texture, pattern, and monochromes. Confidence in hand skills is developed and a final project in the student's area of interest is required. Students gain exposure to a range of current and historical design forms. Class includes studio time, slide lectures, and critique.

Prerequisite: None (may be taken concurrently with XGRD1101 Color Theory & Design)

First class materials for Staff: 8 1/2" x 11" paper, 2H pencil, 2" x 18" clear plastic grid ruler, black chisel-point marker, micro fine-line black pen, pencil sharpener, eraser, Pentel brand fine-point white correction pen, 3M correction tape (1/4" or smaller)

First class materials for Osherow: Sketchbook, pencil, ruler, medium and broad point black felt markers

May 31 – August 9 (no mtg. 7/5)

Sat 10:00am–1:00pm / 10 sessions / 16 students

Reg# 25176: \$395 Non-credit

Reg# 25177: \$430 Certificate Credit

Reg# 25178: \$1250 College Credit (1.0)

Instructor: Randy Osherow

XGRD5012

June 5 – August 7 (no mtg. 6/19, 6/26)

Thur 7:00–10:00pm / 10 sessions / 16 students

Reg# 25179: \$395 Non-credit

Reg# 25180: \$430 Certificate Credit

Reg# 25181: \$1250 College Credit (1.0)

Instructor: Randy Osherow

XGRD5012

Open House

CONTINUING EDUCATION

Saturday, May 10, 2014 1pm-3pm

Goldsmith Campus in Westchester
9045 Lincoln Boulevard, 2nd floor

For reservations and further information,
please call 310-665-6850.

Introduction to Digital Design

Learn the basics of computer operation for graphics applications. Instruction focuses on the Mac platform and introduces students to hierarchical structure, graphic interface, and various applications. Students are exposed to a wide array of digital graphics software applications including: Adobe Illustrator, Adobe Photoshop, QuarkXpress, Adobe InDesign, Adobe Flash, and Adobe Dreamweaver. (Please note: software varies depending on course emphasis.) This hands-on course is taught in the Otis computer lab, and includes additional lab time on a sign-up basis at no additional cost.

Prerequisite: XCMP9200 Basic Computer Operations or equivalent knowledge

First class materials for Godwin: USB Flash Drive; Please test functionality of disk before use.

First class materials for Marinaccio: USB Flash Drive; note-taking materials

(Emphasis: Web Design/Multimedia)

June 7 – August 9 (no mtg. 7/5)

Sat 1:00pm – 4:20pm / 9 sessions / 16 students

Reg# 25105: \$675 Non-credit

Reg# 25106: \$710 Certificate Credit

Reg# 25107: \$1550 College Credit (1.0)

Instructor: Moshé L. Godwin

XDMA9011

(Emphasis: Graphic Design/Print)

May 31 – July 26 (no mtg. 7/5)

Sat 9:00am – 12:20pm / 9 sessions / 16 students

Reg# 25108: \$675 Non-credit

Reg# 25109: \$710 Certificate Credit

Reg# 25110: \$1550 College Credit (1.0)

Instructor: Kathleen Marinaccio

XDMA9011

Perspective Drawing

Developed during the Renaissance, perspective was as innovative then as the Internet is today. Perspective enabled artists to create the illusion of depth, volume, and three-dimensional space on a two-dimensional picture plane. Interior design is concerned with the creation of living, working, and hospitality environments. The spaces themselves, as well as their contents, needs to be rendered both two and three-dimensionally. This is accomplished through using grids, floor plans, and one-point and two-point perspective drawings. Floor plans help to illustrate a design concept. One-point and two-point perspective grids help bring the designer's vision into reality. In this hands-on course, students gather reference photos of furniture, accessories, and plants to fill their rooms, and render them in felt-tip markers. Students work in class every session – bring supplies to all class meetings.

Prerequisite: XDWG1001 Drawing & Composition

First class materials: 36" metal T-square, 30/60 14" plastic triangle, H, HB, and 2B drawing pencils (two each), drafting dots or masking tape, tracing paper roll (18" wide), 18" x 24" marker pad (Graphics 360), 10, 30, 50, 70, 90, & black felt-tip markers (cool gray), black Tombo brush tip pen, kneaded eraser, hard eraser

May 31 – August 9 (no mtg. 7/5)

Sat 9:30am–12:30pm / 10 sessions / 16 students

Reg# 25223: \$395 Non-credit

Reg# 25224: \$430 Certificate Credit

Reg# 25225: \$1250 College Credit (1.0)

Instructor: Robert Roach

XINT7016

Early Bird Discount

Otis Continuing Education offers a \$50 discount on most courses, for students enrolling on or before the Open House on May 10, 2014.

For more information, see page 99.

Visual Communication I

A studio course focused on developing mind – eye – hand rapid visualization skills that communicate multiple ideas quickly and delineate form and function clearly. Assignments integrate the intentional use of color to enhance basic line work, resulting in compelling images. Exploration of varied media allows the student to discover their preferred method of communication. Students are encouraged to expand their skills beyond their comfort zone to learn new methods of successful visual communication. Proficiency with multiple media gives the designer a wider range of styles that convey specific messages.

Prerequisite: XDWG Drawing and Composition

First class materials: TBD

June 3 – August 5

Tues 7:00–10:00pm / 10 sessions / 16 students

Reg# 25244: \$395 Non-credit

Reg# 25245: \$430 Certificate Credit

Reg# 25246: \$1250 College Credit (1.0)

Instructor: Staff

XPRD7605

ELECTIVES:

Introduction to Ceramics Production

With emphasis on functional ceramics, students are introduced to two-piece plaster mold making, slip casting, hump and slump molds, extrusion, potter's wheel, and low fire non-toxic glazes. By the end of the course, students produce a cup, bowl, plate, and vase. Lab hours: Thursday, 5:00pm–7:00pm.

Prerequisite: None

First class materials: TBD

May 31 – August 9 (no mtg. 7/5)

Sat 1:00–4:00pm / 10 sessions / 8 students

Reg# 25325: \$395 Non-credit

Reg# 25326: \$430 Certificate Credit

Reg# 25327: \$1250 College Credit (1.0)

(\$35 lab fee payable upon registration)

Instructor: Joan Takayama Ogawa

XCER1106

Textile/Surface Design

TEXTILE/SURFACE DESIGN CERTIFICATE PROGRAM is a sequence of eight courses designed to offer training in the technical and creative skills required to begin a career in the textile/surface design field as a colorist, repeat artist, designer, or stylist.

This comprehensive program of study has been designed to prepare students for an entry level position as a textile production artist (SOC 51-6099*) as it relates to areas of applied design including home furnishings, fashion apparel, wall coverings, floor coverings, decorative papers, and greeting cards.

THE 8 COURSE SEQUENCE

Prerequisite Courses [2]:

Students must complete the following two courses prior to beginning the core courses, or have equivalent knowledge.

- XGRD5012** Fundamentals of 2-Dimensional Design
- XGRD1101** Color Theory & Design

Core Courses [6]:

- XSRF4012** Textile/Surface Design IA
- XSRF4016** Textile/Surface Design IB
- XSRF4018** Textile/Surface Design IIA
- XSRF4020** Textile/Surface Design IIB
- XSRF4024** Textile/Surface Design IIIA
- XSRF4026** Textile/Surface Design IIIB

ESTIMATED PROGRAM COST

The estimated program costs listed below are based on students completing two courses per term (four terms) over a two-year period.

Certificate Application:	\$175
Tuition:	\$3,440
Fees:	\$156
Supplies & Books:	\$1,500
Total:	\$5,271

Note: Certificate program courses are open to all students. Students, interested in taking certificate program courses for professional growth or personal development, are welcome to attend.

For further information, or to speak with a counselor, please call 310-665-6850.

All courses take place at Otis College of Art and Design's Elaine & Bram Goldsmith Campus, unless otherwise noted.

Open House

CONTINUING EDUCATION

Saturday, May 10, 2014 1pm-3pm

Goldsmith Campus in Westchester
9045 Lincoln Boulevard, 2nd floor

For reservations and further information,
please call 310-665-6850.

PREREQUISITE COURSES:

Color Theory & Design

An essential course for anyone pursuing or currently working in any art or design field who must communicate effectively with color. Confidence and skill are developed through weekly color-mixing exercises and homework projects using gouache. Through lecture, demonstration, critique, and practical experience, students investigate color theory, historical color comparison, color in nature, and analyze masterpiece color. Lectures include the phenomena of color and light and the use of color as a marketing tool.

Prerequisite: None (may be taken concurrently with XGRD5012 Fundamentals of 2-Dimensional Design)

First class materials for Staff: Notebook, 2" x 18" clear plastic grid ruler, 19" x 23" layout bond, 2H pencil, eraser, illustration board (15" x 20" Crescent cold press medium weight), 2 tapes: 1/2" low-tack drafting or graphics tape, 3/4" high-tack masking tape, one large size tube of permanent white gouache (Windsor Newton,) #6 Windsor Newton Sceptre gold round brush, 2 plastic water containers, large palette, compass (opens to 5" radius,) eyedropper

First class materials for Case: Note-taking materials

May 31 – August 9 (no mtg. 7/5)

Sat 1:30–4:30pm / 10 sessions / 16 students

Reg# 25170: \$395 Non-credit

Reg# 25171: \$430 Certificate Credit

Reg# 25172: \$1250 College Credit (1.0)

Instructor: Cole Case

XGRD1101

June 5 – August 7

Thur 7:00–10:00pm / 10 sessions / 16 students

Reg# 25173: \$395 Non-credit

Reg# 25174: \$430 Certificate Credit

Reg# 25175: \$1250 College Credit (1.0)

Instructor: Cole Case

XGRD1101

Fundamentals of 2-Dimensional Design

This foundation-level course introduces design for the beginner through the application and understanding of 2-dimensional elements and principles. Course offers preparation for beginners and professionals in several design areas. Weekly achromatic (non-color) projects deal with fundamentals of line, space, directional movement, balance, value, texture, pattern, and monochromes. Confidence in hand skills is developed and a final project in the student's area of interest is required. Students gain exposure to a range of current and historical design forms. Class includes studio time, slide lectures, and critique.

Prerequisite: None (may be taken concurrently with XGRD1101 Color Theory & Design)

First class materials for Staff: 8 1/2" x 11" paper, 2H pencil, 2" x 18" clear plastic grid ruler, black chisel-point marker, micro fine-line black pen, pencil sharpener, eraser, Pentel brand fine-point white correction pen, 3M correction tape (1/4" or smaller)

First class materials for Osherow: Sketchbook, pencil, ruler, medium and broad point black felt markers

May 31 – August 9 (no mtg. 7/5)

Sat 10:00am–1:00pm / 10 sessions / 16 students

Reg# 25176: \$395 Non-credit

Reg# 25177: \$430 Certificate Credit

Reg# 25178: \$1250 College Credit (1.0)

Instructor: Randy Osherow

XGRD5012

June 5 – August 7 (no mtg. 6/19, 6/26)

Thur 7:00–10:00pm / 10 sessions / 16 students

Reg# 25179: \$395 Non-credit

Reg# 25180: \$430 Certificate Credit

Reg# 25181: \$1250 College Credit (1.0)

Instructor: Randy Osherow

XGRD5012

Visit our web site:

www.otis.edu

CORE COURSES

Textile/Surface Design IA

A beginning studio course introducing the design of printed fabrics from initiation of the design to industrial requirement and limitations. This course covers materials and equipment, drawing, painting, transfer technique, research methods and printing processes. Instruction includes discussion and demonstration of the various methods of repeat processes used to create overall design pattern and color mixing and application. Through structured design problems, students execute finished textile design and croquis suitable for a portfolio.

Prerequisite: XGRD1101 Color Theory & Design, XGRD5012 Fundamentals of 2-Dimensional Design

First class materials: Roll brown parcel paper, black India ink, round #3 or #4 paint brush, flat #1 or #2 paint brush, metal ruler, clear grid ruler, roll Scotch tape, roll masking tape, sharp paring knife, two water jars, small well cup palette, tracing paper roll or pad, Xacto knife, pencils, eraser. Recommended text: *TEXTILES A Handbook for Designers* (Yates, Design Press)

May 31 – August 9 (no mtg. 7/5)

Sat 9:30am–12:30pm / 10 sessions /

limited enrollment

Reg# 25247: \$395 Non-credit

Reg# 25248: \$430 Certificate Credit

Reg# 25249: \$1250 College Credit (1.0)

Instructor: Toxi Dixon

XSRF4012

Textile/Surface Design IB

This companion course to Textile/Surface Design I: Part A consists of a series of projects focusing on the creation of repeat patterns for various market groups in the textile industry. Students take a design concept and create a marketable group of repeat patterns for each project. Demonstration and discussion is provided on how to problem solve various artistic techniques. Students develop a body of work suitable for their portfolio. Includes museum and textile studio visits.

Prerequisite: XGRD1101 Color Theory & Design, XGRD5012 Fundamentals of 2-Dimensional Design

First class materials: Notebook, one sheet of Canson paper (white), masking tape, Gouache (permanent white, ivory black, and three colors of your choice), #6 Winsor Newton Sceptre gold round brush, Winsor Newton 1" flat brush, ruling pen, 15" stainless steel ruler with cork backing.

May 31 – August 9 (no mtg. 7/5)

Sat 1:30–4:30pm / 10 sessions /

limited enrollment

Reg# 25250: \$395 Non-credit

Reg# 25251: \$430 Certificate Credit

Reg# 25252: \$1250 College Credit (1.0)

Instructor: Michael Carroll

XSRF4016

Textile/Surface Design IIA

An intermediate studio course building on the fundamental mechanics of repeat surface pattern development in Textile/Surface Design IA. Students explore new materials and techniques including transparent dyes on mass paper, use of the ruling pen, and methods for obtaining more visual textures. Areas of specialized design such as turn around repeats, counter change, and turnovers are investigated. Projects such as hand printing on fabric familiarize students with actual printing methods. Includes field trips to printing facilities and mills.

Prerequisite: XSRF4012 Textile/Surface Design IA

First class materials: TBD

May 31 – August 9 (no mtg. 7/5)

Sat 9:30am–12:30pm / 10 sessions /

limited enrollment

Reg# 25253: \$395 Non-credit

Reg# 25254: \$430 Certificate Credit

Reg# 25255: \$1250 College Credit (1.0)

Instructor: Toxi Dixon

XSRF4018

Early Bird Discount

Otis Continuing Education offers a \$50 discount on most courses, for students enrolling on or before the Open House on May 10, 2014.

For more information, see page 99.

Textile/Surface Design IIB

This course expands utilization of natural forms and color studies begun in Textile/Surface Design IB. Color awareness, current color trends, and understanding specific needs of specific markets and products are emphasized. Historic research and study are approached as a method of using design and color from the past to create new looks for today's market. Intermediate level exercises develop drawing and color skills. Portfolio quality croquis and sketches are completed. Includes field trips.

Prerequisite: XSRF4016 Textile/Surface Design IB

First class materials: TBD

May 31 – August 9 (no mtg. 7/5)

Sat 1:30–4:30pm / 10 sessions /

limited enrollment

Reg# 25256: \$395 Non-credit

Reg# 25257: \$430 Certificate Credit

Reg# 25258: \$1250 College Credit (1.0)

Instructor: Michael Carroll

XSRF4020

Textile/Surface Design IIIA

Students work on design problems of increased complexity and expand on their individual career goals. They develop a coordinated collection of design related to specific needs of an industry such as wall coverings, home furnishing textiles, and fashion textiles. Professional practices relate to the student's working portfolio, resumes, job-hunting, and interviewing, plus the necessary information needed to maintain a working studio.

Prerequisite: XSRF4018 Textile/Surface Design IIA

First class materials: TBD

May 31 – August 9 (no mtg. 7/5)

Sat 9:30am–12:30pm / 10 sessions /

limited enrollment

Reg# 25259: \$395 Non-credit

Reg# 25260: \$430 Certificate Credit

Reg# 25261: \$1250 College Credit (1.0)

Instructor: Toxi Dixon

XSRF4024

Textile/Surface Design IIIB

Students continue to develop drawing skills relating to natural forms and historical reference. Emphasis is placed on more imaginative uses and combinations of media and techniques including batik, overlays, airbrush, and textures. Current color trends for various industries are utilized in development of sketches/croquis.

Prerequisite: XSRF4020 Textile/Surface Design IIB

First class materials: TBD

May 31 – August 9 (no mtg. 7/5)

Sat 1:30–4:30pm / 10 sessions /

limited enrollment

Reg# 25262: \$395 Non-credit


Reg# 25263: \$430 Certificate Credit

Reg# 25264: \$1250 College Credit (1.0)

Instructor: Michael Carroll

XSRF4026

FILM



For further information, please call 310-665-6850.
To register, visit www.otis.edu/ce

Josh Singer, screenwriter of *The Fifth Estate*, talks to audience members at the Movies that Matter screening January 28, 2014.

The Fifth Estate reveals the quest of 'Wikileaks' founder Julian Assange (Benedict Cumberbatch) to expose the deceptions and corruptions of power, turning his Internet upstart into an organization where whistleblowers could anonymously leak classified information and did!

Film

All courses take place at Otis College of Art and Design's Elaine & Bram Goldsmith Campus, unless otherwise noted.

NEW!

Movies That Matter*

Join Perri Chasin and Judy Arthur for a special pre-view of new movies before they are released to the public. Following each screening, participants engage with special guests who may include screenwriters, directors, and actors for in-depth discussions and commentary about each film. No cameras or recording devices are allowed due to film piracy concerns. Participants are subject to a security check. Visitors are not permitted. Pre-registration deadline: June 2.

June 7 and June 14

*Sat 2:00–5:00pm / 2 sessions /
limited seating available*

Reg# 25388: \$59 Non-credit

Instructor: Perri Chasin and Judy Arthur
XFLM3000

Judy Arthur is a marketing executive in the film and television industry; she has been Vice President, National Publicity at both PolyGram Films and Orion Pictures, and Director of Original Program Publicity at Home Box Office (HBO), directing campaigns for numerous Academy Award-winning films. Highlights include publicity for Oscar winners *Philadelphia*, *The Silence of the Lambs*, *Dances With Wolves*, *One Survivor Remembers*, and *Gandhi*, as well as location publicity in Thailand for *The Killing Fields*. Ms. Arthur is a founding board member of the Woodstock Film Festival and is on the Advisory Committee of FilmAid International, "Using the power of film to change lives."

Open House

CONTINUING EDUCATION

Saturday, May 10, 2014 1pm-3pm

Goldsmith Campus in Westchester
9045 Lincoln Boulevard, 2nd floor

For reservations and further information,
please call 310-665-6850.

Early Bird Discount

Otis Continuing Education offers a \$50 discount on most courses, for students enrolling on or before the Open House on May 10, 2014.

For more information, see page 99.

Perri Chasin, MA in Speech/Communication, Queens College, City University of New York; BA in Speech and Language, City College, City University of New York. Ms. Chasin is a broadcast writer/producer and speech and language specialist. She is a former CBS Records International executive, National Celebrity Coordinator for Hands across America and co-producer of the documentary *The Story of Hands across America*. She has been a writer and producer of television news, entertainment specials, reality series, live events and a critically acclaimed series for public radio.

Fine Arts Certificate Program

FINE ARTS CERTIFICATE PROGRAM is a sequence of eight courses intended to provide an introduction to the fundamentals of fine arts as a vehicle for creative self-expression. Taken together, these courses provide an overview of the concepts, language and skills of fine art practice. A strong emphasis is placed on enabling students to develop their personal artistic vision. That vision is facilitated by a close working relationship between faculty and students. This program is designed to prepare students as fine artists including painters, sculptors, and printmakers (SOC 27-1013*).

THE 8 COURSE SEQUENCE

The program includes the six core courses outlined below, plus two elective courses. Advisors are available to help students choose elective courses from the Continuing Education catalog. Additional courses are also available for students who wish to pursue their interests beyond the Certificate program.

Core Courses [6]:

- XARH1026** The Critical Eye: Understanding Art
- XGRD1101** Color Theory & Design
- XDWG1001** Drawing & Composition
- XPTG1128** Introduction to Painting
- XPHO2010** Introduction to Photography
- XSCP1609** Introduction to Sculpture

Elective Courses [2]:

Students may select one-unit courses from the Drawing, Painting, Printmaking, Sculpture, or Photography programs to fulfill elective credit.

ESTIMATED TOTAL PROGRAM COST

The estimated program costs listed below are based on students completing two courses per term (four terms) over a two-year period.

Certificate Application:	\$175
Tuition:	\$3,440
Fees:	\$156
Supplies & Books:	\$2,000
Total:	\$5,771

Note: Certificate program courses are open to all students. Students, interested in taking certificate program courses for professional growth or personal development, are welcome to attend.

For further information, or to speak with a counselor, please call 310-665-6850.

All courses take place at Otis College of Art and Design's Elaine & Bram Goldsmith Campus, unless otherwise noted.

Open House

CONTINUING EDUCATION

Saturday, May 10, 2014 1pm-3pm

Goldsmith Campus in Westchester
9045 Lincoln Boulevard, 2nd floor

For reservations and further information,
please call 310-665-6850.

CORE COURSES:

Color Theory & Design

An essential course for anyone pursuing or currently working in any art or design field who must communicate effectively with color. Confidence and skill are developed through weekly color-mixing exercises and homework projects using gouache. Through lecture, demonstration, critique, and practical experience, students investigate color theory, historical color comparison, color in nature, and analyze masterpiece color. Lectures include the phenomena of color and light and the use of color as a marketing tool.

Prerequisite: None (may be taken concurrently with XGRD5012 Fundamentals of 2-Dimensional Design)

First class materials for Staff: Notebook, 2" x 18" clear plastic grid ruler, 19" x 23" layout bond, 2H pencil, eraser, illustration board (15" x 20" Crescent cold press medium weight), 2 tapes: 1/2" low-tack drafting or graphics tape, 3/4" high-tack masking tape, one large size tube of permanent white gouache (Windsor Newton,) #6 Windsor Newton Sceptre gold round brush, 2 plastic water containers, large palette, compass (opens to 5" radius,) eyedropper

First class materials for Case: Note-taking materials

May 31 – August 9 (no mtg. 7/5)

Sat 1:30–4:30pm / 10 sessions / 16 students

Reg# 25170: \$395 Non-credit

Reg# 25171: \$430 Certificate Credit

Reg# 25172: \$1250 College Credit (1.0)

Instructor: Cole Case

XGRD1101

June 5 – August 7

Thur 7:00–10:00pm / 10 sessions / 16 students

Reg# 25173: \$395 Non-credit

Reg# 25174: \$430 Certificate Credit

Reg# 25175: \$1250 College Credit (1.0)

Instructor: Cole Case

XGRD1101

Drawing & Composition

This beginning course develops skills in the elements of drawing and composition. Through demonstration, class exercises, and critiques, students explore concepts including contour line, cross contour, modeling, uses of marks to show form and space, perspective, scale and measurement, and positive/negative space.

Prerequisite: None

First class materials for Adams: One box of Staedler Mars graphite pencils 9H or 9B; one roll of drafting tape or artists tape (low tack tape), 1/2" thick; one Staedler Mars white plastic eraser; one pencil sharpener; one Masonite drawing board with two clips and pink rubber band (large enough to hold an 18" x 24" sketch pad; one 18" x 24" Strathmore recycled drawing tablet (dark green cover) or Strathmore drawing tablet (brown cover)

First class materials for Jones: Drawing board; 18" x 24" sketchpad (Strathmore, Canson, Aqua-bee); 11" x 14" sketchbook; Charcoal pencils: hard (HB or B), medium (2B or 4B), soft (6B or 8B); Pastel pencils: Faber-Castell "PITT" or Stabilo "CarbOthello" pencils, NO Conte' pastel pencils; Pastel colors: dark sephia in PITT and one or two other dark earth-tones, blues, reds; Colored pencils: Faber-Castell "Polychromos" and Berol "Prismacolor" Colors: two or three in dark colors (black, reds, blues, etc.; Do not get watercolor versions of these pencils) Kneaded rubber eraser; Eraser shield; Razor blades; Small piece #100 sandpaper (3" x 4"); Chamois; 18" x 2" "See-Thru Ruler" (plastic)

June 1 – August 10 (no mtg. 7/6)

Sun 9:30am–12:30pm / 10 sessions / 20 students

Reg# 25271: \$395 Non-credit

Reg# 25272: \$430 Certificate Credit

Reg# 25273: \$1250 College Credit (1.0)

Instructor: Lisa Adams

XDWG1001

June 3 – August 5

Tues 7:00–10:00pm / 10 sessions / 20 students

Reg# 25268: \$395 Non-credit

Reg# 25269: \$430 Certificate Credit

Reg# 25270: \$1250 College Credit (1.0)

Instructor: Ken Jones

XDWG1001

At Otis' New Mid-Wilshire Studio

June 1 – August 10 (no mtg. 7/6)

Sun 2:00–5:00pm / 10 sessions / 20 students

Reg# 25265: \$395 Non-credit

Reg# 25266: \$430 Certificate Credit

Reg# 25267: \$1250 College Credit (1.0)

Instructor: Lisa Adams

XDWG1001

Introduction to Painting: Materials & Techniques

An introduction to the basic skills and processes of rendering an image in paint. Students work with simple subject matter, including still life, reproduction, abstraction, and landscape. Emphasis is on craft with special attention given to the role of contrast in seeing, color as value, color mixing, paint as material, and the process of building the surface. Students use oil or acrylics. Course may be repeated.

Prerequisite: XDWG1001 Drawing and Composition or equivalent experience.

First class materials: 1 tube black oil paint, 1 tube white (Titanium) oil paint, 1 canvas board (16" x 20" or 11" x 14"), 1 can turpenoid or Gamsol, 1 flat oil painting bristle brush small (size 2 or 4), 1 flat oil bristle brush medium (size 6 or 8), 1 flat oil bristle brush large (size 10 or 12), paper towels, bar of soap

June 1 – August 10 (no mtg. 7/6)

Sun 9:30am–12:30pm / 10 sessions / 12 students

Reg# 25283: \$395 Non-credit

Reg# 25284: \$430 Certificate Credit

Reg# 25285: \$1250 College Credit (1.0)

Instructor: Roni Feldman

XPTG1128

Introduction to Sculpture

Students explore sculptural expression through the use of traditional and non-traditional materials and methods from stone carving to mixed media. Course focuses on heightening visual awareness of line, shape, form, space, scale, texture, and surface quality.

Prerequisite: None

First class materials: Supply list provided at first class.

June 5 – August 7

Thur 7:00–10:00pm / 10 sessions / 12 students

Reg# 25322: \$395 Non-credit

Reg# 25323: \$430 Certificate Credit

Reg# 25324: \$1250 College Credit (1.0)

Instructor: Rude Calderon

XSCP1609

Introduction to Photography

Course covers the basics of black and white photography. Lectures, demonstrations, and assignments combine technical information with conceptual aspects of photography, and problem solving. Topics include using a 35 millimeter camera, black and white film choices, camera formats, lenses, ASA, aperture, depth of field, shutter speeds, lighting, composition, and other information relevant to photography. Students develop a vocabulary for "reading" images. Includes weekly assignments, individual and group critiques, slide lectures, and a final presentation of photographs. Includes two lab sessions.

Prerequisite: None

First class materials: TBD

May 31 – August 9 (no mtg. 7/5)

Sat 1:00–4:00pm / 10 sessions / 14 students

Reg# 25341: \$395 Non-credit

Reg# 25342: \$430 Certificate Credit

Reg# 25343: \$1250 College Credit (1.0)

(\$35 lab fee payable upon registration)

Instructor: Laura London

XPHO2010

Drawing

All courses take place at Otis College of Art and Design's Elaine & Bram Goldsmith Campus, unless otherwise noted.

Drawing on the Right Side of the Brain

In this hands-on workshop students learn to draw with techniques based on the work of Betty Edwards, author of the renowned book, *Drawing on the Right Side of the Brain*. Course begins with an introduction to the theory of *Drawing on the Right Side of the Brain* and follows a step-by-step process specifically designed for individuals who have never drawn before. The fundamental premise is that anyone can learn to draw if provided with proper guidance. Students develop their perceptual skills (ability to see) through exercises focusing on contour line, positive/negative space, sighting, and light/shadow relationships. Combines lecture and studio exercises in a nurturing and supportive environment. Materials list provided at first meeting.

Prerequisite: None

First class materials: A 2B pencil

May 31 – June 8

Sat/Sun 9:30am–5:30pm / 4 sessions / 18 students

Reg# 25277: \$395 Non-credit

Reg# 25278: \$430 Certificate Credit

Reg# 25279: \$1250 College Credit (1.0)

Instructor: Linda Jo Russell

XDWG1040

Drawing & Composition

This beginning course develops skills in the elements of drawing and composition. Through demonstration, class exercises, and critiques, students explore concepts including contour line, cross contour, modeling, uses of marks to show form and space, perspective, scale and measurement, and positive/negative space.

Prerequisite: None

First class materials for Adams: One box of Staedler Mars graphite pencils 9H or 9B; one roll of drafting tape or artists tape (low tack tape), 1/2" thick; one Staedler Mars white plastic eraser; one pencil sharpener; one Masonite drawing board with two clips and pink rubber band (large enough to hold an 18" x 24" sketch pad; one 18" x 24" Strathmore recycled drawing tablet (dark green cover) or Strathmore drawing tablet (brown cover)

First class materials for Jones: Drawing board; 18" x 24" sketchpad (Strathmore, Canson, Aqua-bee); 11" x 14" sketchbook; Charcoal pencils: hard (HB or B), medium (2B or 4B), soft (6B or 8B); Pastel pencils: Faber-Castell "PITT" or Stabilo "CarbOthello" pencils, NO Conte' pastel pencils; Pastel colors: dark sephia in PITT and one or two other dark earth-tones, blues, reds; Colored pencils: Faber-Castell "Polychromos" and Berol "Prismacolor" Colors: two or three in dark colors (black, reds, blues, etc.; Do not get watercolor versions of these pencils) Kneaded rubber eraser; Eraser shield; Razor blades; Small piece #100 sandpaper (3" x 4"); Chamois; 18" x 2" "See-Thru Ruler" (plastic)

June 1 – August 10 (no mtg. 7/6)

Sun 9:30am–12:30pm / 10 sessions / 20 students

Reg# 25271: \$395 Non-credit

Reg# 25272: \$430 Certificate Credit

Reg# 25273: \$1250 College Credit (1.0)

Instructor: Lisa Adams

XDWG1001

June 3 – August 5

Tues 7:00–10:00pm / 10 sessions / 20 students

Reg# 25268: \$395 Non-credit

Reg# 25269: \$430 Certificate Credit

Reg# 25270: \$1250 College Credit (1.0)

Instructor: Ken Jones

XDWG1001

At Otis' New Mid-Wilshire Studio

June 1 – August 10 (no mtg. 7/6)

Sun 2:00–5:00pm / 10 sessions / 20 students

Reg# 25265: \$395 Non-credit

Reg# 25266: \$430 Certificate Credit

Reg# 25267: \$1250 College Credit (1.0)

Instructor: Lisa Adams

XDWG1001

Life Drawing

This beginning/intermediate course emphasizes the structure and proportion of the human form. While drawing from the live model, studio instruction includes quick sketch, long, and short poses. Students work in a variety of drawing media. Course may be repeated.

Prerequisite: XDWG1001 Drawing & Composition

First class materials: Drawing pencils, kneaded eraser, compressed charcoal, 18" x 24" newsprint pad

June 5 – August 7

Thur 7:00–10:00pm / 10 sessions / 18 students

Reg# 25274: \$395 Non-credit

Reg# 25275: \$430 Certificate Credit

Reg# 25276: \$1250 College Credit (1.0)

Instructor: Chris Warner

XDWG1014

Drawing and Meditative Mindfulness

At Otis' New Mid-Wilshire Studio

Current research in neuroscience has demonstrated that meditative mindfulness practice can sharpen perception, creativity, and intuition, as well as increase attention and nonjudgmental awareness. This course for beginners and advanced alike, explores what drawing and mindfulness awareness meditation have in common. Both practices cultivate a state of mind where direct perception and the experience of the present moment are unfiltered by concepts and ideas. Through short exercises in mindfulness awareness practice and guided meditation sessions, students naturally develop the formal skills related to key elements of drawing. As a result, an understanding of composition, contour, gesture, value, mark-making, perspective and color relationships is enhanced through the meditative mind. Each class includes instruction in mindfulness meditation and hands-on exercises in drawing from

observation with discussions, demonstrations, and critical analysis. Course also explores a variety of drawing materials and subject matter.

Prerequisite: None

First class materials: Note-taking materials

June 2 – July 28

Mon 7:00–10:20pm / 9 sessions / 18 students

Location: Mid-Wilshire Studio

6124 Wilshire Blvd., Los Angeles 90048

Reg# 25280: \$395 Non-credit

Reg# 25281: \$430 Certificate Credit

Reg# 25282: \$1250 College Credit (1.0)

Instructor: Lisa Oxley

XDWG2000

Perspective Drawing

Developed during the Renaissance, perspective was as innovative then as the Internet is today. Perspective enabled artists to create the illusion of depth, volume, and three-dimensional space on a two-dimensional picture plane. Interior design is concerned with the creation of living, working, and hospitality environments. The spaces themselves, as well as their contents, needs to be rendered both two and three-dimensionally. This is accomplished through using grids, floor plans, and one-point and two-point perspective drawings. Floor plans help to illustrate a design concept. One-point and two-point perspective grids help bring the designer's vision into reality. In this hands-on course, students gather reference photos of furniture, accessories, and plants to fill their rooms, and render them in felt-tip markers. Students work in class every session – bring supplies to all class meetings.

Prerequisite: Drawing & Composition

First class materials: 36" metal T-square, 30/60 14" plastic triangle, H, HB, and 2B drawing pencils (two each), drafting dots or masking tape, tracing paper roll (18" wide), 18" x 24" marker pad (Graphics 360), 10, 30, 50, 70, 90, & black felt-tip markers (cool gray), black Tombo brush tip pen, kneaded eraser, hard eraser

May 31 – August 9 (no mtg. 7/5)

Sat 9:30am–12:30pm / 10 sessions / 16 students

Reg# 25223: \$395 Non-credit

Reg# 25224: \$430 Certificate Credit

Reg# 25225: \$1250 College Credit (1.0)

Instructor: Robert Roach

XINT7016

Open House

CONTINUING EDUCATION

Saturday, May 10, 2014 1pm-3pm

Goldsmith Campus in Westchester
9045 Lincoln Boulevard, 2nd floor

For reservations and further information,
please call 310-665-6850.

NEW!

Portrait Drawing

At Otis' New Mid-Wilshire Studio

A course focusing on the basic anatomy and structure of the head and face, with in depth study of features, gestures, and expressions. Emphasis is on the emotional and dramatic elements of the facial countenance from a smile to a frown through observational drawing of the live model. Students utilize drawing approaches including contour line, opposite hand exercises, and use of abstract form, while creating the anatomical features of the face. Also explores the emotional impact and poetry of drawing the face, focusing on creating work that is unique and individual.

Prerequisite: XDWG1001 Drawing and Composition or equivalent experience

First class materials: TBD

June 4 – August 6

Wed 7:00–10:00pm / 10 sessions / 14 students

Location: Mid-Wilshire Studio

6124 Wilshire Blvd., Los Angeles 90048

Reg# 25403: \$395 Non-credit

Reg# 25404: \$430 Certificate Credit

Reg# 25405: \$1250 College Credit (1.0)

Instructor: Diana Vitale

XDWG1146

NEW!

Drawing Landscape: A Process of Personal Inquiry*

An intermediate course introducing an inquiry approach to drawing the landscape. This course treats learning as a problem-solving activity and uses student drawings as a basis for teaching and learning. Through continuous contact students develop the skills of direct observation of nature as it pertains to their own discoveries. Course explores different ways to use varied graphite forms to indicate expressive lines, texture, and areas of tone. The act of drawing allows one to concentrate on the landscape, dissect it and recreate it on paper. Class sessions are held outdoors where we can utilize drawing as discovery. First meeting takes place at Otis' Goldsmith Campus.

Prerequisite: XDWG1001 Drawing and Composition or equivalent experience

First class materials: TBD

June 7 – June 28

Sat 9:30am–12:30pm / 4 sessions / 14 students

Location: 1st mtg. takes place at Otis' Goldsmith

Campus; following mtgs. take place at

Kenneth Hahn State Recreation Area,

3100 South La Cienega Blvd., Los Angeles,

90056

Reg# 25423: \$125 Non-credit

Instructor: Luis Serrano

XDWG1710

Painting

All courses take place at Otis College of Art and Design's Elaine & Bram Goldsmith Campus, unless otherwise noted.

NEW!

Canvas Building Workshop*

Using the Otis woodshop, students learn how to build professional quality panels and painting canvas using stretcher bars. Demonstrations cover multiple variations of supports along with techniques for surface preparation and gessoing to provide a variety of painting surfaces. Students complete at least one panel or stretcher by the end of class.

Prerequisite: None

First class materials: \$15 lab fee payable to instructor for wood and canvas for one 18" x 24" canvas or stretcher. Students should bring the following to the workshop: canvas pliers, staple gun (electric recommended), 3/8" staples, wood glue. If time allows, students can bring their own materials to build more.

June 7

Sat 10:00am–5:00pm / 1 session

Reg# 25400: \$65 Non-credit

Instructor: Roni Feldman

XPTG2000

Introduction to Painting: Materials & Techniques

An introduction to the basic skills and processes of rendering an image in paint. Students work with simple subject matter, including still life, reproduction, abstraction, and landscape. Emphasis is on craft with special attention given to the role of contrast in seeing, color as value, color mixing, paint as material, and the process of building the surface. Students use oil or acrylics. Course may be repeated.

Prerequisite: XDWG1001 Drawing and Composition or equivalent experience.

First class materials: 1 tube black oil paint, 1 tube white (Titanium) oil paint, 1 canvas board (16" x 20" or 11" x 14"), 1 can turpenoid or Gamsol,

1 flat medium bristle brush (6 or 8), paper towels, bar of soap, small metal can, pallet

June 1 – August 10 (no mtg. 7/6)

Sun 9:30am–12:30pm / 10 sessions / 12 students

Reg# 25283: \$395 Non-credit

Reg# 25284: \$430 Certificate Credit

Reg# 25285: \$1250 College Credit (1.0)

Instructor: Roni Feldman

XPTG1128

Acrylic Painting Techniques

At Otis' New Mid-Wilshire Studio

A course focusing on acrylic painting techniques. In this course, students explore use of brush-stroke, grounds, mediums, palette knife, and varnishes for various effects including glazing, layering, dry brush, and impasto. Also covers color mixing and theory, optical blending, composition, value, and texture. Students experiment with techniques such as splatter, mixed media, and resist.

Prerequisite: Drawing & Composition

First class materials: TBD

June 3 – August 5

Tues 7:00–10:00pm / 10 sessions / 12 students

Reg# 25310: \$395 Non-credit

Reg# 25311: \$430 Certificate Credit

Reg# 25312: \$1250 College Credit (1.0)

Instructor: Staff

XPTG1730

Master Painting Workshop with Laddie John Dill

Join artist Laddie John Dill for this master workshop, where students refine their unique artistic practices. Dill will share with students his motivations and working methods, while encouraging students to develop the necessary knowledge and technique to express their own ideas.

Prerequisite: XDWG1001 Drawing & Composition; XPTG1760 Introduction to Painting: Material & Techniques

First class materials: Painting materials

June 3 – August 5

Tues 7:00–10:00pm / 10 sessions / 12 students

Reg# 25304: \$395 Non-credit

Reg# 25305: \$430 Certificate Credit

Reg# 25306: \$1250 College Credit (1.0)

Instructor: Laddie John Dill

XPTG1800

NEW!

Fresco Painting – Past and Present

Students learn traditional techniques to produce fresco paintings on panel in a contemporary context. During this studio-based course, participants create fresco panels using buon fresco techniques. Buon fresco is a method of painting, which involves the application of pigments, finely ground in water or limewater, to a freshly plastered wall or panel. Students are shown methods of transferring designs to the fresco panel. The choice of appropriate 'dry pigment' and its preparation are discussed, along with other technical and artistic considerations, to develop a working knowledge of the technique. Each student completes over four (TBD) fresco study tiles and panels. In addition Mezzo and Secco fresco methods and restoration and conservation techniques are discussed during the class. In mezzo fresco water based pigment is applied over semi-cured lime plaster ground. In fresco secco water-based pigment with an addition of a binder, is applied over fully cured plaster ground.

Prerequisite: None

First class materials: TBD

June 1 – August 10 (no mtg. 7/6)

Sun 9:30am–12:30pm / 10 sessions / 14 students

Reg# 25394: \$395 Non-credit

Reg# 25395: \$430 Certificate Credit

Reg# 25396: \$1250 College Credit (1.0)

Instructor: iLia Anossof

XPTG9015

Encaustic: Paint and Collage in Wax

At Otis' New Mid-Wilshire Studio

Visual design and painting techniques such as color, composition, and form art taught through the medium of encaustic painting. Encaustic painting uses hot wax and is applied in layers to create

landscapes, portraits, or abstract images. Students can paint and collage – combining papers, fabric, photographs, leaves, and found objects to make original and expressive work. Encaustic painting is completely unique, producing depth and luminosity that other mediums cannot achieve. Using the skills learned in this course, students enhance their ability to create imaginative work and to further tap into their creative abilities.

Prerequisite: TBD

First class materials: TBD

May 31 – August 9 (no mtg. 7/5)

Sat 1:30–4:30pm / 10 sessions / 12 students

Location: Mid-Wilshire Studio

6124 Wilshire Blvd., Los Angeles 90048

Reg# 25295: \$395 Non-Credit

Reg# 25296: \$430 Certificate Credit

Reg# 25297: \$1250 College Credit (1.0)

Instructor: Pamela Smith-Hudson

XPTG1753

Encaustic Painting Workshop At Otis' New Mid-Wilshire Studio

This intermediate to advanced level course explores visual design and painting techniques - color, composition, form, and expression - through the use of encaustic paint. Students learn and refine fundamental painting skills (color mixing, composition, value, layering), gain new methods for mixing encaustic paint with various media (oil, acrylic, ink, charcoal, collage, photographs), and develop their own unique subject matter and imagery to create visually expressive work. Projects introduce traditional and non-traditional approaches to still life, landscape, figure, and abstract subjects. Students may explore both painterly and sculptural approaches using encaustic. Working from life, photographs, and imagination, students complete four projects over the 10-week course.

Prerequisite: TBD

First class materials: TBD

June 5 – August 7

Thur 7:00–10:00pm / 10 sessions / 12 students

Location: Mid-Wilshire Studio

6124 Wilshire Blvd., Los Angeles 90048

Reg# 25313: \$395 Non-Credit

Reg# 25314: \$430 Certificate Credit

Reg# 25315: \$1250 College Credit (1.0)

Instructor: Pamela Smith-Hudson

XPTG1754

Trompe L'oeil and Realistic Painting

An introduction to the principles and techniques of trompe l'oeil and realistic painting. In this course students explore the skills and techniques for rendering a realistic image in oil paint. Course covers the history of trompe l'oeil and realistic painting, the basic concepts for rendering a trompe l'oeil and realistic image, preparing a canvas or panel for painting, setting up a color palette, underdrawing, underpainting and imprimatura, painting mass tones, penumbra or dark shading, developing highlights, detailing, oiling out and varnishing.

Prerequisite: None

First class material: TBD

May 31 – August 9 (no mtg. 7/5)

Sat 1:00–4:00pm / 10 sessions / 12 students

Reg# 25286: \$395 Non-credit

Reg# 25287: \$430 Certificate Credit

Reg# 25288: \$1250 College Credit (1.0)

Instructor: Jack Barnhill

XPTG7049

NEW!

The Mid-Wilshire Painting Workshop

At Otis' New Mid-Wilshire Studio

An intermediate/advanced workshop where students establish a direction for their own personal artistic direction and style while exploring the collections housed at the Los Angeles County Museum of Art. Students deepen their own understanding of ideas, concepts, and techniques by directly viewing, experiencing, and discussing artworks in the museum's permanent collections and rotating exhibitions. Field trips to the museum occur on a regular basis as the class explores artworks from the Renaissance through the present.

Prerequisite: XPTG1128 Introduction to Painting or equivalent experience

First class materials: TBD

June 1 – August 10 (no mtg. 7/6)

Sun 10:00am–1:00pm / 10 sessions / 15 students

Location: Mid-Wilshire Studio

6124 Wilshire Blvd., Los Angeles 90048

Reg# 25430: \$395 Non-credit

Reg# 25431: \$430 Certificate Credit

Reg# 25432: \$1250 College Credit (1.0)

Instructor: Michael Schrier

XPTG1800

Watercolor Painting

Open to beginning through advanced students this course explores the techniques, styles, and materials, which are unique to watercolor painting. Course focuses on layering of color to create contrast and texture in a two-dimensional composition. Also examines characteristics of transparent pigment, color mixing, basic brushstroke, and painting techniques. Covers different weights and textures of paper, as well as the tools needed to complete the job. Course emphasizes the basic rules of good design. Projects are designed to expose students to various challenges specific to the medium.

Prerequisite: None

First class materials: Transparent watercolors: ultramarine blue, winsor violet, winsor yellow, winsor red; #8 round watercolor brush (sable, sable mix, or synthetic), pencil, kneaded eraser, paper towels, water bucket, palette (Robert Wood or one of similar size – round or rectangle), 12" x 16" block of 140 lb. cold pressed watercolor paper or a single large sheet

May 31 – August 9 (no mtg. 7/5)

Sat 1:30–4:30pm / 10 sessions / 12 students

Reg# 25298: \$395 Non-credit

Reg# 25299: \$430 Certificate Credit

Reg# 25300: \$1250 College Credit (1.0)

Instructor: Deborah Swan-McDonald

XPTG1750

Advanced Watercolor

In this intermediate/advanced course, students further develop their painting skills using transparent watercolor. Course focuses on experimentation with complex techniques and unusual approaches, while working more independently. Techniques covered include advanced: wet into wet, saturated wet and glazing techniques. Also addresses how to most effectively handle landscape, as well as to successfully incorporate the figure into your work. Includes field-trips to see the National Watercolor Society Demonstrator, as well as to paint on location or "en plein aire".

Prerequisite: XPTG1750 Watercolor Painting or equivalent experience.

First class materials: TBD

May 31 – August 9 (no mtg. 7/5)

Sat 9:30am–12:30pm / 10 sessions / 12 students

Reg# 25307: \$395 Non-credit

Reg# 25308: \$430 Certificate Credit

Reg# 25309: \$1250 College Credit (1.0)

Instructor: Deborah Swan-McDonald

XPTG1752

Printmaking

All courses take place at Otis College of Art and Design's Elaine & Bram Goldsmith Campus, unless otherwise noted.

Silkscreen

This course introduces artists to screenprinting, one of the most versatile print mediums. Students gain a complete understanding of materials – from coating and exposing a screen, to registration, use of stencils, and mixing inks. Direct emulsion photo screens allow students to work from hand made, photographic, text oriented, or digitally produced image sources. Students work with a variety of applications including paper, fabric, plastic and wood. The course also covers historical and contemporary artists working with this medium.

Prerequisite: None

First class materials: TBD

June 4 – August 6

Wed 7:00–10:00pm / 10 sessions / 10 students

Reg# 25316: \$395 Non-credit

Reg# 25317: \$430 Certificate Credit

Reg# 25318: \$1250 College Credit (1.0)

(\$35 lab fee payable upon registration)

Instructor: Kim Alexander

XPRT1518

Digital Silkscreen: Creating Large Format Posters

Using computer-generated photo images, which can be translated to photo-emulsion screens, students learn to make large-format silk-screened posters. The course covers one color, multiple color passes, registration methods and editions. Also covers the history of poster production and historic types of hand-cut silkscreen stencils. Using this versatile and rich method of communication and self-expression, students produce at least two projects, including an edition of 10 each.

Prerequisite: Basic computer experience

First class materials: TBD

May 31 – August 9 (no mtg. 7/5)

Sat 9:30am–12:30pm / 10 sessions / 10 students

Reg# 25319: \$395 Non-credit

Reg# 25320: \$430 Certificate Credit

Reg# 25321: \$1250 College Credit (1.0)

(\$35 lab fee payable upon registration)

Instructor: Lorna Turner

XPRT1523

Introduction to Letterpress

In this course students are introduced to the basics of letterpress printing for the Vandercook proof press including hand typesetting, typography, composition, locking up, printing, and distribution. Students also create a multi-color reduction linoleum block project, which covers registration, printing, and color separation techniques. The Otis Lab Press is a fully functioning studio with four Vandercook proof presses and over 200 typefaces. Established in 1984 by Sheila de Brettville as part of the Communication Arts Department, the Lab Press has a rich history of small edition book publishing. Students actively participate and produce award-winning books that have become a permanent part of the university rare book collections throughout Southern California.

Prerequisite: None

First class materials: \$20 lab fee payable to instructor; supply list of additional materials provided at first mtg.

June 4 – August 6

Wed 7:00–10:00pm / 10 sessions / 10 students

Reg# 25190: \$395 Non-credit

Reg# 25191: \$430 Certificate Credit

Reg# 25192: \$1250 College Credit (1.0)

(\$35 lab fee payable upon registration)

Instructor: Rebecca Chamlee

XGRD5100



Digital Letterpress

A studio course in letterpress printing with photopolymer plates held at the Otis Laboratory Press. This course covers all aspects of this revolutionary new process for the relief printing of digital imaging (digital-to-analog) – from digital prepress and plate processing to letterpress printing. Demonstrations include digital imaging requirements and font-editing, processing with the plate making machine, and presswork on the Vandercook flatbed cylinder press. Also covers related investigative and exploratory printing and typographic techniques. Previous experience with image-editing and page-layout software is required. Prior letterpress experience suggested.

Prerequisite: XGRD5705 Introduction to Letterpress or equivalent experience

First class materials: TBD

May 31 – August 9 (no mtg. 7/5)

Sat 1:30–4:30pm / 10 sessions / 10 students

Reg# 25193: \$395 Non-credit

Reg# 25194: \$430 Certificate Credit

Reg# 25195: \$1250 College Credit (1.0)

(\$35 lab fee payable upon registration)

Instructor: Leslie Ross-Robertson

XGRD5105

Open House

CONTINUING EDUCATION

Saturday, May 10, 2014 1pm-3pm

Goldsmith Campus in Westchester
9045 Lincoln Boulevard, 2nd floor

For reservations and further information,
please call 310-665-6850.

Sculpture

All courses take place at Otis College of Art and Design's Elaine & Bram Goldsmith Campus, unless otherwise noted.

Introduction to Sculpture

Students explore sculptural expression through the use of traditional and non-traditional materials and methods from stone carving to mixed media. Course focuses on heightening visual awareness of line, shape, form, space, scale, texture, and surface quality.

Prerequisite: None

First class materials: Supply list provided at first class.



June 5 – August 7

Thur 7:00–10:00pm / 10 sessions / 12 students

Reg# 25322: \$395 Non-credit

Reg# 25323: \$430 Certificate Credit

Reg# 25324: \$1250 College Credit (1.0)

Instructor: Rude Calderon

XSCP1609

Welding/Metal Sculpture

Students receive instruction on the visual and physical properties of metal and various welding techniques and applications. Course focuses primarily on the use of steel for student projects. Emphasis is placed on maintaining a safe environment in which to weld. Covers welding procedures including gas, brazing, arc, MIG, TIG, and plasma cutting. Also covers shaping and fabricating tools and techniques. Students work on their own individual projects during class. Instructor guides students to create projects based on skill and equipment restrictions. Each student completes one welding project.

Prerequisite: None

First class materials: First class period is a lecture with no hands-on practice. Further discussion, handouts and materials list will be provided. Students supply all metals and materials for individual projects; some practice metals will be supplied by instructor.

May 31 – August 9 (no mtg. 7/5)

Sat 10:00am–1:00pm / 10 sessions / 10 students

Reg# 25426: \$395 Non-credit

Reg# 25427: \$430 Certificate Credit


Reg# 25428: \$1250 College Credit (1.0)

(\$35 lab fee payable upon registration)

Instructor: Julia Montgomery

XSCP1622

HANDCRAFTED ART & DESIGN



For further information, please call 310-665-6850.
To register, visit www.otis.edu/ce

- > Ceramics
- > Furniture & Woodworking
- > Jewelry Design
- > Metal

"Sustained Beauty" (detail), Joan Takayama-Ogawa

All courses take place at Otis College of Art and Design's Elaine & Bram Goldsmith Campus, unless otherwise noted.

Ceramics

Introduction to Ceramics Production

With emphasis on functional ceramics, students are introduced to two-piece plaster mold making, slip casting, hump and slump molds, extrusion, potter's wheel, and low fire non-toxic glazes. By the end of the course, students produce a cup, bowl, plate, and vase. Lab hours: Thursday, 5:00pm-7:00pm.

Prerequisite: None

First class materials: TBD

May 31 – August 9 (no mtg. 7/5)

Sat 1:00–4:00pm / 10 sessions / 8 students

Reg# 25325: \$395 Non-credit

Reg# 25326: \$430 Certificate Credit

Reg# 25327: \$1250 College Credit (1.0)

(\$35 lab fee payable upon registration)

Instructor: Joan Takayama Ogawa

XCER1106

Furniture & Woodworking

Machine Woodworking

Students are introduced to the basics of tool usage, wood joinery, and safe woodworking practices. Through lectures and hands-on training, students design and construct objects of their choice using the techniques of furniture making. Course topics include selecting and milling lumber, five basic wood joints, glues, Japanese and European hand tools, fasteners and finishing. Advanced students are invited to use wood lamination and carving techniques for their projects. Students must pass a safety test to use the woodworking shop.

Prerequisite: None

First class materials: Students should bring a rigid tape measure and materials for drawing and note taking to every class. Class materials provided by student, cost of materials not included. Cost of project vary depending on student's design.

June 2 – August 4

Mon 6:30–9:30pm / 10 sessions / 10 students

Reg# 25328: \$395 Non-credit

Reg# 25329: \$430 Certificate Credit

Reg# 25330: \$1250 College Credit (1.0)

(\$35 lab fee payable upon registration)

Instructor: Andrew Armstrong

XFRN1617

Jewelry Design

Jewelry Design

An intensive, hands-on workshop on jewelry/metal fabrication techniques. Workshop focuses on developing metalworking skills including piercing, finishes, surface enrichment, mechanical joinery, soldering, and basic stone setting. First class meets for approximately three hours.

Prerequisite: None

First class materials: Materials list provided at first meeting.

May 31 – July 12 (no mtg. 7/5)

Sat 9:00am–3:00pm / 6 sessions / 12 students

Reg# 25333: \$395 Non-credit

Reg# 25334: \$430 Certificate Credit

Reg# 25335: \$1250 College Credit (1.0)

Instructor: Carol Arutian

XJWL3012



Jewelry Design: Bead Stringing, Knotting, and Wire Wrapping*

During this eight-week course, students design and create their own jewelry. Basic bead stringing and wire wrapping methods are demonstrated step by step. Course covers stringing, knotting, wire wrapping, French wire, and finishing techniques. Projects include a variety of styles of necklaces, bracelets and earrings – from single and multi-strand beaded necklaces with different endings to wire wrapped bead and chain necklaces, bracelets, and earrings.

Prerequisite: None

First class materials: One size 3 nylon or silk bead cord with needle attachment; 2 small clam shells; 1 small clasp; 1 6mm to 8mm solid (not cut) jump ring; 2 earring wires; 2 head pins; Beads: 1 strand of 3mm to 5mm beads of your choice; chain nose pliers; needle nose pliers; round nose pliers; thread cutters; wire cutters; tube of cement; knotting tweezers; measuring tape; masking tape; pin vise; bead board (optional). Estimated cost of supplies is approximately \$100 (cost of beads and metal varies depending on student's selection).

June 5 – July 24

Thur 7:00–10:00pm / 8 sessions / 16 students

Reg# 25331: \$235 Non-credit

Instructor: Faye Rouhi

XJWL3009

Introduction to Fine Silver Metal Clay*

At the Skirball Cultural Center

Learn to make beautiful jewelry using Precious Metal Clay, an innovative material consisting of tiny particles of fine silver that fuse into solid metal when fired. In this one day intensive workshop, students learn to use PMCTm, as they experience how to texture the material, set gems, roll coils, form bails, re-hydrate dry material, and safely use a butane torch to fire creations. Students explore elements of design and dry construction techniques as they create an original pendant and a pair of earrings. Course covers finishing methods including wire brushing, burnishing, and liver of sulfur patina.

Prerequisite: None

First class materials: \$65 materials fee payable to instructor at class meeting includes one package of PMCTm and a faceted lab grown gemstone. Syringe, paste and paper clay are also available for use and a loaner tool kit is provided. Additional supplies may be purchased as desired. Bring sack lunch, water, and eye magnification.

May 31

Sat 9:00am–5:00pm / 1 session / 12 students

Reg# 25336: \$99 Non-credit

Instructor: Delia Marsellos-Traister

XJWL3018

Open House

CONTINUING EDUCATION

Saturday, May 10, 2014 1pm-3pm

Goldsmith Campus in Westchester
9045 Lincoln Boulevard, 2nd floor

For reservations and further information,
please call 310-665-6850.

Precious Metal Clay Techniques*

Enrich your metal clay experience with this expanded techniques class. This wonderfully malleable material, consisting of fine silver particles suspended in an organic binder and water, can be formed like modeling clay. When fired with a torch or in a kiln, it sinters together, making a molecular bond. The binder burns away and the maker is left with a pure silver object (.999). In this course students explore PMC techniques while making pendants, bails, a dichroic glass cabochon, and a ceramic shard. Also covers setting lab-grown gems, creating hollow beads, mold making and more. Due to time constraints, pieces completed in class may be fired at the instructor's studio and returned for finishing by the student.

Prerequisite: None (Recommended: XJWL3018 Introduction to Precious Metal Clay)

First class materials: \$200 materials fee payable to instructor in two parts, \$100 at first class meeting and \$100 at 4th class meeting; includes PMCTm and faceted lab grown gemstones, dichroic glass, ceramic shard, bisque bead and other materials necessary for completing all projects. Syringe, paste and paper clay are also available for use and a loaner tool kit is provided. Additional clay products may be purchased as desired. Bring snack, water, and eye magnification.

June 4 – July 23

Wed 7:00–10:00pm / 8 sessions / 12 students

Reg# 25337: \$235 Non-credit

Instructor: Delia Marsellos-Traister

XJWL3020

Metal

Welding/Metal Sculpture

Students receive instruction on the visual and physical properties of metal and various welding techniques and applications. Course focuses primarily on the use of steel for student projects. Emphasis is placed on maintaining a safe environment in which to weld. Covers welding procedures including gas, brazing, arc, MIG, TIG, and plasma cutting. Also covers shaping and fabricating tools and techniques. Students work on their own individual projects during class. Instructor guides students to create projects based on skill and equipment restrictions. Each student completes one welding project.

Prerequisite: None

First class materials: First class period is a lecture with no hands-on practice. Further discussion, handouts and materials list will be provided. Students supply all metals and materials for individual projects; some practice metals will be supplied by instructor.

May 31 – August 9 (no mtg. 7/5)

Sat 10:00am–1:00pm / 10 sessions / 10 students

Reg# 25426: \$395 Non-credit

Reg# 25427: \$430 Certificate Credit

Reg# 25428: \$1250 College Credit (1.0)

(\$35 lab fee payable upon registration)

Instructor: Julia Montgomery

XSCP1622

Visit our web site:

www.otis.edu

PHOTOGRAPHY



For further information, please call 310-665-6850.
To register, visit www.otis.edu/ce

Photography

PHOTOGRAPHY CERTIFICATE PROGRAM is a sequence of 10 courses designed to offer training in the technical and creative skills necessary to enter commercial and fine art photography as a photographer (SOC 27-4021*) Entry-level positions, such as an assistant in the studio, gallery, or academic environment are also possible after completing the program. Students are also prepared to start freelance work with the knowledge of cameras, lighting, aesthetics, printing, editing, promotion, and presentation formats needed for their specialized area of photography.

THE 10 COURSE SEQUENCE

The Certificate Program requires five core courses, plus five elective courses. Advisors are available to help students choose elective courses. For further information, or to speak with a counselor, please call 310-665-6850.

Core Courses [5]:

- XPHO2010** Introduction to Photography
- XPHO2012** Introduction to Black & White Darkroom
- XPHO2500** Lighting Techniques
- XPHO2060** Introduction to Color Photography
- XPHO2004** Intermediate Photography

Electives [5]:

See electives below. For further information about the Certificate Program, or to speak with a counselor, please call 310-665-6850.

ESTIMATED TOTAL PROGRAM COST

The estimated program costs listed below are based on students completing two courses per term (four terms) over a two-year period.

Certificate Application:	\$175
Tuition:	\$4,580
Fees:	\$195
Lab Fees:	\$315
Supplies & Books:	\$2,300
Total:	\$7,565

Note: Certificate program courses are open to all students. Students, interested in taking certificate program courses for professional growth or personal development, are welcome to attend.

For further information, or to speak with a counselor, please call 310-665-6850.

All courses take place at Otis College of Art and Design's Elaine & Bram Goldsmith Campus, unless otherwise noted.

CORE COURSES:

Introduction to Photography

Black and white photography is a critical building block for any photographer or artist who would like to develop an understanding of and use color and digital photography. This hands-on photography course combines technical information with conceptual skills. Topics include using a 35mm camera, black and white film choices, camera formats, lenses, ASA, aperture, light meters, depth of field, and shutter speeds. Also covers how to compose an image and shoot in natural and ambient light sources to create great everyday photographs. Students develop a vocabulary for "reading" and evaluating images. Course includes assignments, demonstrations, an in class shoot, individual and group critiques, lab/darkroom sessions, midterm, and final presentations of photographs.

Prerequisite: None

First class materials: Students must have a 35mm camera that can be used manually or a camera that is both manual and automatic.

May 31 – August 9 (no mtg. 7/5)
Sat 1:00–4:00pm / 10 sessions / 14 students
Reg# 25341: \$395 Non-credit
Reg# 25342: \$430 Certificate Credit
Reg# 25343: \$1250 College Credit (1.0)
(\$35 lab fee payable upon registration)
Instructor: Laura London
XPHO 2010

Introduction to the Black & White Darkroom

Instruction covers basic black and white darkroom equipment and processes. Students develop 35mm film and make black and white prints using various papers. Among the techniques demonstrated are cropping, burning and dodging, contrast control, print format, and spotting. Discussions cover film choices, darkroom safety, archival processes, and the creative aspects of black/white darkroom controls leading to enhanced personal expression. Although some basic 35mm camera experience is recommended, both beginning and advanced students who wish to learn basic darkroom skills may enroll.

Prerequisite: XPHO2010 Introduction to Photography

First class materials: One package of 8" x 10" RC (Resin Coated) Photographic Paper. Supply list of additional materials provided at the first class meeting.

June 2 – August 4
Mon 7:00–10:00pm / 10 sessions / 14 students
Reg# 25344: \$395 Non-credit
Reg# 25345: \$430 Certificate Credit
Reg# 25346: \$1250 College Credit (1.0)
(\$35 lab fee payable upon registration)
Instructor: Patrick Miller
XPHO2012

Lighting Techniques

Understanding how light interacts with your subject is as important as understanding how to use your camera. In this hands-on course students are introduced to the technical and aesthetic concerns of both natural (outdoor) and studio (strobe) lighting. Course covers lighting techniques including use of light meters, reflectors, fill flash, soft boxes, and the safe operation of strobe equipment. Students photograph a variety of subjects (people and products) to understand how lighting problems and solutions are inherent

in each. Course is held in the Otis Lighting Studio. Students should bring samples of work to first class meeting.

Prerequisite: XPHO2010 Introduction to Photography or equivalent knowledge. Students must have working knowledge of traditional/digital manual camera functions.

First class materials: Digital cameras required for all class instruction. Film cameras may be used with the approval of Instructor.

June 4 – August 6
Wed 7:00–10:00pm / 10 sessions / 12 students
Reg# 25350: \$395 Non-credit
Reg# 25351: \$430 Certificate Credit
Reg# 25352: \$1250 College Credit (1.0)
(\$35 lab fee payable upon registration)
Instructor: David Callicchio
XPHO2500

Digital Photography

This course is designed for the intermediate or advanced photography student. Using new technology, students work in traditional themes of still life, portraiture, and documentation. The course covers how to use your digital camera and develop a full in-depth understanding of Adobe Photoshop. Students use the computer to edit, manipulate, and enhance their images. The course focuses on working with RAW image files, color space, advance exposure settings, white balance, and camera capture. Through assignments in Photoshop, students explore color management, workflow, color correction, creating actions, re-touching, and compositing. This course is a must for those who want to explore the exciting world of Digital Photography.

Prerequisite: Basic knowledge of a computer, XPHO2010 Introduction to Photography, and XDMA9009 Digital Imaging I

First class materials: Students may bring their camera and note-taking materials

June 3 – July 29
Tues 7:00–10:20pm / 9 sessions / 14 students
Reg# 25347: \$675 Non-credit
Reg# 25348: \$710 Certificate Credit
Reg# 25349: \$1550 College Credit (1.0)
Instructor: Eugene Ahn / Joanne Kim
XPHO2850

Open House

CONTINUING EDUCATION

Saturday, May 10, 2014 1pm-3pm

Goldsmith Campus in Westchester
9045 Lincoln Boulevard, 2nd floor

For reservations and further information,
please call 310-665-6850.

ELECTIVES:

Fashion Photography

In this course students learn what it takes to become a fashion photographer. Course covers the difference between editorial and advertising; working with models, stylists, hair stylists and make-up artists; coordinating a photo shoot and various influences in the field of fashion photography. Also discusses business practices, technical expertise, and qualities of great fashion photography. Includes shoots with models and make-up artists. Students must provide their own camera equipment (traditional or digital may be used). Students are responsible for shooting their own color/black and white film and producing traditional or digital prints. Photography prints are brought to class each week for critique and discussion.

Prerequisite: Introduction to Photography, Introduction to Black and White Darkroom or Introduction to Color Photography, Introduction to Digital Photography, and students must have knowledge of traditional/digital camera manual functions

First class materials: TBD

June 5 – August 7

Thur 7:00–10:00pm / 10 sessions / 12 students

Reg# 25353: \$395 Non-Credit

Reg# 25354: \$430 Certificate Credit

Reg# 25355: \$1250 College Credit (1.0)

(\$35 lab fee payable upon registration)

Instructor: Raul Vega

XPHO2402

OTHER COURSES OF INTEREST:

NEW!

Street Photography*

At Otis' New Mid-Wilshire Studio

The 2011 exhibition Art in The Streets at The Geffen Contemporary in downtown Los Angeles drew record crowds and confirmed the influence of the urban environment on the way we look and see. Photography has played a vital role in the development of this influence. The tradition of street photography emerged early in the twentieth century with modernist masters Henri Cartier-Bresson and Alfred Stieglitz, and expanded with contributions by Weegee, Robert Frank, and Lee Friedlander, among others. Join Otis Chair Emeritis, Ave Pildas on an exploration of the streets and sites of Southern California. Capture the moment. Discover what, when, where and how to shoot photographs on the street. Learn the etiquette of street photography, the do's and don'ts of shooting, and your rights as a photographer. Acquaint yourself with equipment and techniques. Course focuses on subject matter, composition, and developing your own personal style. We shoot as a group in historic locations like downtown Los Angeles, Venice Beach and Hollywood Boulevard. In the classroom, we will look at examples of successful street photography and critique the photographs that result from our shoots.

Prerequisite: None

First class materials: Digital camera

July 12 – August 16

Sat 9:30am–12:30pm / 6 sessions / 14 students

Location: Mid-Wilshire Studio

6124 Wilshire Blvd., Los Angeles 90048

Reg# 25385: \$285 Non-credit

Instructor: Ave Pildas

XPHO2700

PROFESSIONAL DEVELOPMENT



For further information, please call 310-665-6850.
To register, visit www.otis.edu/ce

Professional Development

Courses offered in the Professional Development Series are intended for individuals interested in expanding their professional art and design experience with further knowledge and expertise.

Note: Certificate students may take full courses to fulfill elective requirements, with the permission of the Continuing Education counselor.

All courses take place at Otis College of Art and Design's Elaine & Bram Goldsmith Campus, unless otherwise noted.

Introduction to Design, Merchandising, and Entrepreneurship

This course is an introduction to the design merchandising industry and its philosophies. Course includes an overview of merchandising careers in the fashion and interior design industries, and as well as planning, selecting, selling, promoting, financing, mark-up principles, branding required for merchandising, and starting your own corporation. Also covers: industry business contracts; math principles, including wholesale and retail mark-ups; wealth cycles; managing creativity and branding; and assembling the right team.

Prerequisite: None

First class materials: TBD

May 31 – August 9 (no mtg. 7/5)

Sat 9:30am–12:30pm / 10 sessions / 16 students

Reg# 25164: \$395 Non-credit

Reg# 25165: \$430 Certificate Credit

Reg# 25166: \$1250 College Credit (1.0)

Instructor: Priscilla Ratcliff

XFSH600

How to Get Hung: A Practical Guide for Emerging Artists*

Whether your goal is to exhibit or to sell your work, your portfolio needs to be top notch and your personal presentation has to produce results. Join Gallery owner and radio personality Molly Barnes as she guides students through all aspects of building an art career, with tips on galleries and what sells. Course covers how to make slides, resumes, bios, as well as how to talk about your work. Class discussions and informal portfolio reviews enable students to develop effective marketing techniques. Course also explores selling through art galleries and consultants, starting your own art gallery, and selling to corporate collectors.

Prerequisite: None

First class materials: TBD

June 7 & June 14

Sat 9:00am–2:00pm / 2 sessions / 20 students

Reg# 25429: \$99 Non-credit

Instructor: Molly Barnes

XDEV1065

Early Bird Discount

Otis Continuing Education offers a \$50 discount on most courses, for students enrolling on or before the Open House on May 10, 2014.

For more information, see page 99.

PRE-COLLEGE AND K-12 PROGRAMS



For further information, please call 310-665-6850.
To register, please call 310-665-6950.

- > College Preparation
- > Young Artist Workshops

College Preparation

College Preparation courses are designed for students interested in developing their artistic skills. Programs are taught by practicing professional artists, many of whom are Otis BFA faculty. Courses focus on skill-building, provide in-depth exploration of art materials and techniques, and encourage creative self-expression. Building a strong portfolio is essential for admission to Otis and other colleges of art and design. All courses are geared towards portfolio development to support application to Otis and other colleges of art and design.

All courses take place at Otis College of Art and Design's Elaine & Bram Goldsmith Campus.

College Preparation: Observational Drawing*

In this course, students draw from observation and develop perceptual and pictorial skills. Instruction covers drawing techniques and fundamental design principles. Students develop their creative and aesthetic sensibilities, establishing a foundation for all visual art pursuits. Assignments are geared towards portfolio requirements. Advice and direction is available for those students preparing a portfolio for art college admissions. Includes a guest lecture by a counselor from Otis' Admissions Office who offers information on college requirements.

Prerequisite: None

First class materials: 18" x 24" drawing board, 18" x 24" drawing pad (no newsprint, no bond paper), HB, 2B, 4B drawing pencils, 2B and 4B charcoal pencils, 1 kneaded eraser, 1 Mars white eraser.

May 31 – August 9 (no mtg. 7/5)

Sat 9:30am–12:30pm / 10 sessions / 20 students

Reg# 25360: \$285 Non-credit

Instructor: Jeanie Frias

XPFP1162

College Preparation: Advanced Drawing/ Introduction to the Figure*

This course further develops skills of observation, spatial analysis, and compositional organization. Traditional and experimental drawing activities allow the student to develop their problem solving skills by exploring conceptual challenges in a variety of media. A portion of the class meetings are devoted to figure drawing from a

live nude model. Proportion and structure as well as gesture and expressive qualities of the figure are introduced. Advice and direction is available for those students preparing a portfolio for art college admissions. Includes a guest lecture by a counselor from Otis' Admissions Office who offers information on college requirements.

Prerequisite: Basic Drawing or equivalent experience

First class materials: 18" x 24" drawing board, 18" x 24" white bond paper pad, 18" x 24" newsprint pad, 2 charcoal pencils soft or ex-soft, 1 kneaded eraser, 1 white eraser, 1 X-acto knife, 24 color box of oil pastels (no soft or chalk pastels), 2 sheets of Canson Mi-Teintes brand felt grey or steel grey colored paper.

May 31 – August 9 (no mtg. 7/5)

Sat 1:00–4:00pm / 10 sessions / 20 students

Reg# 25361: \$285 Non-credit

Instructor: Jeanie Frias

XPFP1070

College Preparation: Life Drawing and Painting*

This course focuses on drawing and painting the human figure. Emphasis is placed on understanding and conceptualizing the body as form in space, while considering the figure as an element of composition. Using traditional drawing materials, volumetric drawing serves as the foundation for further study. Students explore painting techniques and concepts through the use of acrylic paint.

Prerequisite: Basic Drawing or equivalent experience

First class materials: Smooth newsprint and/or bond paper (18" x 24"); 18" x 24" drawing board. Assorted pencils: soft charcoal, "carbon", dark pastel, dark colored pencils (Prismacolor or

SUMMER OF ART

A Summer College Preparation Program

JULY 7 – AUGUST 1, 2014

Summer of Art is an intensive art and design program designed to develop and enhance artistic and creative skills.

- **For students ages 15 and older**
- **A college immersion experience**
- **Four weeks in July**
- **Optional housing program**
- **Scholarships are available**

Free information session:

Saturday, May 10, 2014, 1:30-2:30pm

For more information, or to be added to our mailing list, please call 310.665.6864, email soa@otis.edu, or visit www.otis.edu/soa.

Summer of Art is generously supported by the Surdna Foundation, The Vons Foundation, and Playa Vista/Brookfield Residential.



Poly-Chromos). "Soft" compressed charcoal sticks; Nupastel stick (earth tone). Assorted blending "stumps" and tortillons; kneaded rubber eraser; razor blades or retractable razor knife; 1 piece #100 grit sandpaper; chamois. Materials list for painting supplies will be distributed at first meeting.

June 1 – August 10 (no mtg. 7/6)

Sun 9:30am–12:30pm / 10 sessions / 20 students

Reg# 25363: \$285 Non-credit

Instructor: Ken Jones

XPFP1170

NEW!

College Preparation: 2D Design*

This course introduces elements and principles of two-dimensional design using graphite, acrylic, and collage. Explore the basics of visual communication and visual literacy while creating drawings, paintings, and mixed-media. Course covers the elements of design including point, line, form, shape, space, movement, color, pattern, and texture. Includes the study of the principles of design such as balance, proportion, rhythm, emphasis, and unity used to organize the elements.

Prerequisite: Drawing experience preferred, but not required

First class materials: Scissors, Glue, 18" x 24" white Strathmore paper pad, pencil, ruler, eraser, 8 or more different sheets of black, white, grey, silver, aluminum foil, or patterned papers. Find fun, strange and exciting ones. No newsprint or color.

June 1 – August 10 (no mtg. 7/6)

Sun 1:30–4:30pm / 10 sessions / 20 students

Reg# 25412: \$285 Non-credit

Instructor: Roni Feldman

XPFP1175

College Preparation is generously supported by Sony Pictures Entertainment.

Young Artist Workshops

Young Artists Workshops are designed to give children and teens an equal measure of traditional art skills and spontaneous creative experiences. Children's courses introduce the elements and principles of art (line, tone, perspective, color, composition) while encouraging personal expression and exploration. Teen courses provide in-depth exploration of art materials and techniques, while further examining creative ideas through class discussions. The goal is to build self-confidence and have fun.

During the summer, Otis Continuing Education and Pre-College Programs offers a full day of courses, five days a week, for children ages 5-15. If desired, children and teens can attend both a morning and afternoon session. A supervised lunch break is available, for a nominal \$50 fee for those students who attend a full day (meals not included). Weekend courses are also available throughout the summer. Please call (310) 665-6850 for further information.

All courses take place at Otis College of Art and Design's Elaine & Bram Goldsmith Campus.

SUMMER CAMP / SESSION 1: JUNE 9 – JUNE 20

The Portrait in 2D and 3D: Ages 5-8 and 9-12*

Learn how to draw and construct portraits in the style of the Renaissance, African art, cubism, and surrealism. This course allows you to explore the human face in a wide range of 2D techniques including drawing, painting, collage, and photography. Then, you'll work in 3D with clay to create a sculpture as well as wire to create a 3D portrait drawing in space. Learn to draw individual features of the face and become an expert at the hardest of them all, the nose and the ear.

First class materials: \$35 lab fee payable to the instructor for supplies.

Ages 5-8

June 9 – June 20

M-F 9:00am–12:00pm / 10 sessions / 15 students

Reg# 25364: \$275 Non-credit

Instructor: Julianna Ostrovsky

XCHL8131

Ages 9-12

June 9 – June 20

M-F 1:00–4:00pm / 10 sessions / 15 students

Reg# 25366: \$275 Non-credit

Instructor: Julianna Ostrovsky

XCHL8132

NEW!

Patterns and Painting: Ages 5-8 and 9-12*

Patterns can be found everywhere, from the natural environment, like the rings of a tree, to items designed by people, such as the clothes we wear. In this course, explore different ways of making two dimensional works of art by utilizing patterns and repetition. Create abstract and representational works while learning the fundamental techniques of painting and drawing. Taking cues from contemporary artists, you'll have fun experimenting with Op art, Pop art, geometric abstraction, and more.

First class materials: \$35 lab fee payable to the instructor for supplies.

Ages 5-8

June 9 – June 20

M-F 1:00–4:00pm / 10 session / 15 students

Reg# 25414: \$275 Non-Credit

Instructor: John Weston

XCHL8205

Ages 9-12

June 9 – June 20

M-F 9:00am–12:00pm / 10 session / 15 students

Reg# 25413: \$275 Non-Credit

Instructor: John Weston

XCHL8200

NEW!

Painting Studio: Ages 13-15*

In this course, students are introduced to the fundamentals of painting, from preparing the surface to a finished piece. Students focus on composition, shape, volume, and visual space while working from real life objects and images. Emphasis is on drawing and painting skills, and developing one's own unique personal style.

First class materials: \$35 lab fee payable to the instructor for supplies.

June 9 – June 20

M-F 9:00am–12:00pm / 10 sessions / 15 students

Reg# 25415: \$275 Non-credit

Instructor: Lola del Fresno

XCHL8210

Fundamentals of Drawing: Ages 13-15*

In this course fundamentals of drawing are introduced. Students use graphite, charcoal and chalk pastel to learn basic elements of drawing such as line, shape, texture, color and value in relation to concepts in drawing. Instruction covers drawing techniques and design principles. Students develop their creative and aesthetic sensibilities, setting a foundation for all visual art pursuits.

First class materials: 11" x 14" drawing pad (or equivalent that can be used for charcoal and graphite), 11" x 14" newsprint pad (or similar size), basic set of graphite drawing pencils (at least 4 different pencils), compressed charcoal stick set, 1 kneaded eraser, 1 Mars white eraser, pencil sharpener with shavings receptacle/canister, vine/willow charcoal stick set, gray paper stumps, basic set of colored chalk pastels, glue stick, scissors, 12" ruler.

June 9 – June 20

M-F 1:00–4:00pm / 10 sessions / 15 students

Reg# 25365: \$275 Non-credit

Instructor: May Jong

XCHL8019

SUMMER CAMP / SESSION 2: JUNE 23 – JULY 3 (no mtg. 7/4)

Cartooning for Kids: Ages 5-8 and 9-12*

Do you find yourself doodling when watching cartoons? Are you a creative person? Do you want to advance your cartooning skills? In this course, students improve basic drawing skills while learning to create their own unique characters. Using classic and contemporary cartoons as inspiration, young artists work on drawing facial expressions, simplified figures, and action poses. Also covers plot development and story boarding. Whether you are interested in "Looney Tunes" or "Japanese Anime", this class helps boys and girls express themselves and have fun with cartooning.

First class materials: \$35 lab fee payable to instructor for supplies.

Ages 9-12

June 23 – July 3 (no mtg. 7/4)

M-F 9:00am–12:00pm / 9 sessions / 15 students

Reg# 25369: \$250 Non-credit

Instructor: John Weston

XCHL8002

Ages 5-8

June 23 – July 3 (no mtg. 7/4)

M-F 1:00–4:00pm / 9 sessions / 15 students

Reg# 25370: \$250 Non-credit

Instructor: John Weston

XCHL8003

Sculpture, Installation Art, and Sound: Ages 5-8 and 9-12*

This summer Sculpt, Rattle, and Roll by creating sculptures inspired by the musical instrument. Build with cardboard, wire, clay and wood, while adding the element of sound to your creations. Course explores traditional instruments like the rain stick and the hand drum, the whistle and the rattle, for inspiration as you create interactive sculptural installations.

First class materials: \$35 lab fee payable to the instructor for supplies.

Ages 5-8

June 23 – July 3 (no mtg. 7/4)

M-F 9:00am–12:00pm / 9 sessions / 15 students

Reg# 25367: \$250 Non-credit

Instructor: Julianna Ostrovsky

XCHL8136

Ages 9-12

June 23 – July 3 (no mtg. 7/4)

M-F 1:00– 4:00pm / 9 sessions / 15 students

Reg# 25368: \$250 Non-credit

Instructor: Julianna Ostrovsky

XCHL8137

Introduction to Digital Photography: Ages 13-15*

Learn the basics of the digital SLR camera and Adobe Photoshop while working in traditional themes of still life, portraiture, and documentation. In this course, you'll develop work through digital means by manipulating your own photographs and found photographs. Course covers color management, color correction, composing, and collaging. Prior photography experience is not required.

First class materials: Students must purchase a copy card through the Business Office for printing purposes. Copy cards are available in \$10 and \$20 amounts.

June 23 – July 3 (no mtg. 7/4)

M-F 9:00am–12:00pm / 9 sessions / 15 students

Reg# 25371: \$350 Non-credit

Instructor: Anna Ayeroff

XCHL8021

NEW!

Introduction to Character Design – Drawing Your Favorite Heroes, Heroines, and Fantasy Figures: Ages 13-15*

Learn the steps to confidently draw your favorite super heroes, heroines, fantasy figures and characters. Using the magic blue pencil, expand your artistic vocabulary and discover the secret of bringing your characters to life. Course covers staging, silhouette, posture, structure, costume, color, and shapes, enabling students to create characters imbued with human traits. Discover how to create an imaginative world for your characters complete with background, middle ground, and foreground.

First class materials: 9" x 12" or 11" x 14" sketch book/drawing pad, sketch board (Sax 19 1/2" x 19" Carry-All Portable Drawing Board), Prismacolor Verithin Pencils- set of 12, 24, or 36, 1 Indigo blue verithin pencil, eraser, Kum Long Point Pencil Sharpener, a list of three figures you want to draw.

June 23 – July 3 (no mtg. 7/4)

M-F 1:00–4:00pm / 9 sessions / 15 students

Reg# 25416: \$250 Non-credit

Instructor: Mayuka Thais

XCHL8220

SUMMER CAMP / SESSION 3: JULY 7 – JULY 18

3rd Dimensionality: Ages 5-8 and Ages 9-12*

Want to take a break from drawing and build some cool stuff? This unique class enables young artists to explore a wide range of three-dimensional media. Projects include constructions in wood, clay, wire, paper, plaster, and recycled materials. Students explore three-dimensional art of various cultures such as American Folk Art and Japanese Origami. Works from famous artists such as Alexander Calder's "Circus" and Degas' "Dancers" will be shown to inspire young sculptors.

First class materials: \$35 lab fee payable to instructor for supplies.

Ages 5-8

July 7 – July 18

M-F 1:00–4:00pm / 10 sessions / 15 students

Reg# 25375: \$275 Non-credit

Instructor: John Weston

XCHL8033

Ages 9-12

July 7 – July 18

M-F 9:00am–12:00pm / 10 sessions / 15 students

Reg# 25374: \$275 Non-credit

Instructor: John Weston

XCHL8033

Painting: Fantasy, Fairytales, and Science Fiction for Ages 5-8 and 9-12*

In this introductory painting course students learn techniques of composition, color, and design while having fun. Bring your favorite fantasy book, favorite story, dream diary, or alien adventure to inspire a vision that is out of this world. Students ages 9-12 will be using student grade acrylic on canvas. Student ages 5-8 will work with quality tempera paint on watercolor paper.

First class materials: \$35 lab fee payable to instructor for supplies.

Ages 5-8

July 7 – July 18

M-F 9:00am–12:00pm / 10 sessions / 15 students

Reg# 25372: \$275 Non-credit

Instructor: Julianna Ostrovsky

XCHL8009

Ages 9-12

July 7 – July 18

M-F 1:00–4:00pm / 10 sessions / 15 students

Reg# 25373: \$275 Non-credit

Instructor: Julianna Ostrovsky

XCHL8009

NEW!

Inventive Environments: Ages 13-15*

Draw imaginary environments using line, form, value (light and dark), positive/negative space, and perspective. Using your imagination, create unique “worlds” while exploring physical setting and mood. Emphasis is placed on use of materials as well as designing all environmental elements from characters, objects, vehicles, landscapes to architecture.

First-class materials: 18" x 24" drawing pad, 24" x 26" drawing board, 11" x 14" sketchbook, General's charcoal pencils (4B, 6B), Carb-Othello or Faber-Castell 12-24 count pastel pencil set, Nupastel stick (sanguine), soft compressed charcoal sticks, kneaded rubber eraser, chamois, blending stumps and/or tortillons, ballpoint pens. (Brand names suggested.)

July 7 – July 18

M-F 9:00am–12:00pm / 10 sessions / 15 students

Reg# 25417: \$275 Non-credit

Instructor: Ken Jones

XCHL8230

Drawing and Painting Studio: Ages 13-15*

In this course teens are introduced to the fundamentals of drawing and painting, while exploring a variety of art mediums and techniques. Focusing on composition, shape, volume, and visual space, students are guided to access their creative voice and develop their own unique personal style. Students develop artistic skills such as drawing from real life objects and photographic images, working in large format, and preparing the surface for paint.

First class materials: \$35 lab fee payable to the instructor for supplies.

July 7 – July 18

M-F 1:00–4:00pm / 10 sessions / 15 students

Reg# 25376: \$275 Non-credit

Instructor: Lola del Fresno

XCHL8135

SUMMER CAMP / SESSION 4: JULY 21 – AUGUST 1

NEW!

Painting with Watercolors and Acrylics: Ages 5-8 and 9-12*

Students use photographs, still life, and their imaginations, while exploring techniques of painting with watercolors and acrylics. Experiment with a variety of application techniques while using basic concepts such as composition and color. From thick impasto globs to thin washes of color students discover the many ways to make a painting.

First class materials: \$35 lab fee payable to the instructor for supplies.

Ages 5-8

July 21 – August 1

M-F 1:00–4:00pm / 10 session / 15 students

Reg# 25419: \$275 Non-Credit

Instructor: John Weston

XCHL8305

Ages 9-12

July 21 – August 1

M-F 9:00am–12:00pm / 10 session / 15 students

Reg# 25418: \$275 Non-Credit

Instructor: John Weston

XCHL8300

Printmaking and Collage: Ages 5-8 and 9-12*

In this course, students use found materials, photographs, recycled materials, and found paper to create collographs, monoprints, stencils, and other relief methods of printmaking. Students also create artworks using collage and assemblage. Using their unlimited creativity, children create drawings on found materials, which become their inspiration for shape, form, color, and texture.

First class materials: \$35 lab fee payable to instructor for supplies.

Ages 5-8

July 21 – August 1

M-F 9:00am–12:00pm / 10 sessions / 15 students

Reg# 25377: \$275 Non-credit

Instructor: Julianna Ostrovsky

XCHL8090

Ages 9-12

July 21 – August 1

M-F 1:00–4:00pm / 10 sessions / 15 students

Reg# 25378: \$275 Non-credit

Instructor: Julianna Ostrovsky

XCHL8090

Fundamentals of Drawing: Ages 13-15*

In this course the fundamentals of drawing are introduced through a variety of drawing media. Students explore basic visual elements such as line, shape, texture and value in relation to drawing techniques and design principles. Students work from observation and their imagination to develop creative and aesthetic sensibilities, creating a foundation for further artistic exploration.

First class materials: 18" x 24" drawing pad, 24" x 26" drawing board, 11" x 14" sketchbook, General's charcoal pencils (4B, 6B), Carb-Othello pastel pencils (Browns/White), Prismacolor/Poly-Chromos pencils (Dark Red/Blue), Nupastel stick (sanguine), soft compressed charcoal sticks, kneaded rubber eraser, chamois, blending stumps and/or tortillons, ballpoint pens. (Brand names suggested.)

July 21 – August 1

M-F 9:00am–12:00pm / 10 sessions / 15 students

Reg# 25379: \$275 Non-credit

Instructor: Ken Jones

XCHL8019

Introduction to Sculpture: Ages 13-15*

In this course, students create three-dimensional artworks while investigating the materials and methods of sculpture. Contemporary artists have moved away from traditional mediums such as stone, bronze casting, wood, and ceramics and have adopted an array of new mediums such as plaster, discarded items, industrial materials and manufacturing methods, and ephemeral media. This course explores some of these newer mediums and how young sculptors today can implement these materials.

First Class materials: \$35 lab fee payable to instructor for supplies.

July 21 – August 1

M-F 1:00–4:00pm / 10 sessions / 15 students

Reg# 25380: \$275 Non-credit

Instructor: Josh Callaghan

XCHL8010

WEEKLY COURSES FOR YOUNG ARTISTS:

Leonardo's Apprentice: Ages 5-8*

When Leonardo da Vinci was young, he apprenticed with an older more experienced artist to learn the art trade. This early art experience introduced Leonardo to various materials and techniques: grinding and mixing pigments, learning geometry, mixing of colors, preparing panels, working of clay, and the actual act of painting itself. Using the old and modern masters as inspiration, students learn the fundamental techniques and principles of art. In this course young apprentices are introduced to basic art concepts including use of color, line, shape, texture, and composition, while learning a range of technical methods used by the masters themselves. Students learn to use various drawing, painting, and sculpture materials in a nurturing atmosphere, which stresses experimentation and exploration. The course is designed to heighten sensory awareness and build self-confidence in fundamental art making skills.

First class materials: \$35 lab fee payable to the instructor for supplies.

May 31 – July 26 (no mtg. 7/5)

Sat 10:30am–12:30pm / 8 sessions / 15 students

Reg# 25381: \$175 Non-credit

Instructor: Anna Ayeroff

XCHL8027

Making Art in the Third Dimension: Ages 9-12*

In this course, students create artworks inspired by contemporary artists who work with three-dimensional media. Materials range from found objects to plaster, from clay to fabric. Students are also introduced to concepts of three-dimensional art beyond sculpture including performance and installation. Students practice their drawing skills, while sketching in preparation for their artworks. Young artists come away from this course with an understanding of traditional and experimental sculptural materials, as well as knowledge of 20th and 21st century artists.

First class materials: \$35 lab fee payable to the instructor for supplies.

May 31 – July 26 (no mtg. 7/5)

Sat 1:00–3:00pm / 8 sessions / 15 students

Reg# 25382: \$175 Non-credit

Instructor: Anna Ayeroff

XCHL8139

NEW!

Ex Libris – Altered Books: Ages 9-12*

Use books as a starting point to create great works of art. In this course you'll deconstruct found paperback and hardcover books to create sculptures, assemblages, collages, paintings, and drawings. Students explore techniques of origami, intricate cutting, and hand sewing to broaden creative experience. Also covers the history of book artists, from illuminated manuscripts to contemporary artists.

First class materials: \$35 lab fee payable to the instructor for supplies.

June 1 – July 27 (no mtg. 7/6)

Sun 1:00–3:00pm / 8 sessions / 15 students

Reg# 25383: \$175 Non-credit

Instructor: Michelle Wiener

XCHL8140

Drawing Studio – Exploring Large Format: Ages 13-15*

Learn the fundamentals of drawing while discovering your own artistic style. In this course you'll study three-dimensional structures, such as objects and figures, and translate them into two-dimensional drawings and mixed-media works of art. During the course you'll have the opportunity to

experiment with large-scale formats and be guided to find and develop your individual creative voice.

First class materials: \$35 lab fee payable to the instructor for supplies.

June 1 – July 27 (no mtg. 7/6)

Sun 3:00pm–5:00pm / 8 sessions / 15 students

Reg# 25384: \$175 Non-credit

Instructor: Lola del Fresno

XCHL8141

NEW!

Fundamentals of Drawing: Ages 9-12 and 13-15*

At Otis' New Mid-Wilshire Studio Location

In this course the fundamentals of drawing are introduced through a variety of drawing media. Students explore basic visual elements such as line, shape, texture and value in relation to drawing techniques and design principles. Students work from observation and their imagination to develop creative and aesthetic sensibilities, creating a foundation for further artistic exploration.

First class materials: 11" x 14" or 9" x 12" sketchbook, 18" x 24" drawing pad, 18" x 24" newsprint pad, graphite drawing pencils (2H, HB, 2B, 4B, 6B), compressed charcoal stick set, 1 kneaded eraser, 1 Mars white eraser, pencil sharpener with shavings receptacle/canister, basic set of colored chalk pastels, glue stick, scissors, 12" ruler, Compose It Clear Grid- 3:4 (available from Blick)

Ages 9-12

July 8 – July 31

Tues & Thur 10:00am–12:00pm / 8 sessions / 15 students

Reg# 25435: \$175 Non-credit

Instructor: Mayuka Thais

XCHL8019

Ages 13-15

July 8 – July 31

Tues & Thur 1:00pm - 3:00pm / 8 sessions / 15 students

Reg# 25436: \$175 Non-credit

Instructor: Mayuka Thais

XCHL8019

All courses take place at Otis College of Art and Design's Goldsmith Campus, 9045 Lincoln Blvd., unless otherwise noted.

WRITING



For further information, please call 310-665-6850.
To register, please call 310-665-6950.

Writing

All courses take place at Otis College of Art and Design's Elaine & Bram Goldsmith Campus.

NEW!

Writing Children's Books

The children's book "market" has expanded and contracted several times since the early 1990's, becoming a booming industry, driven by various trends and marketing strategies. It may seem daunting, but publishers are continually looking for new talent. This course explores writing for a variety of children's genres, from picture books, easy-to-reads, chapter books, novels, and non-fiction. Course explores the art of storytelling and how characterization, theme, plot development, dialogue, and point of view create unique and interesting stories. Examines the latest trends in the children's book marketplace, the importance of the editing process, how your manuscript is handled by illustrators, and how to submit your manuscripts to editors. Also, covers various forms of fiction (folk and fairy tales, realism and humor, contemporary issues faced by today's young readers) and non-fiction (biography, how-to/craft/puzzle, and educational materials, not forgetting class projects!). This course can be taken concurrently with Illustrating Children's Books.

Prerequisites: None

First class materials: Note-taking materials

May 31 – August 9 (no mtg. 7/5)

Sat 9:30am–12:30pm / 10 sessions / 14 students

Reg# 25397: \$395 Non-credit

Reg# 25398: \$430 Certificate Credit

Reg# 25399: \$1250 College Credit (1.0)

Instructor: Deborah Nourse Lattimore

XWRT6010

Compressed Forms: Slice of Memoir, Flash Fiction, or Poetry

At the Skirball Cultural Center

Learn to distill language and generate narrative urgency to create dynamic compressed forms of expression. Less is more! Formats options include: 6 word memoir, slice of memoir or vignette(s), stand-alone chapters, short fiction, brief fiction, flash fiction, postcard story, novella, prose poem, concrete/visual poetry, and more... Focus remains as always on voice and story, but with attention to word choice, syntax and rhythm. This course serves as a perfect introduction to Creative Writing or an ideal way for intermediate/advanced students to take their long form writing to a new level. Final project may be a collection of compressed form pieces or selected chapters for a book length memoir or novel in progress.

Prerequisite: None

First class materials: Notebook

June 2 – June 30

Mon 7:00–10:00pm / 5 session / 16 students

Reg# 25359: \$225 Non-credit

Instructor: Martha Fuller

XWRT6409

INSTRUCTOR BIOGRAPHIES

Lisa Adams, MFA, Claremont Graduate University; BA, Scripps College. Ms. Adams is a painter and public artist. She is the recipient of a Fulbright Professional Scholar Award, a Brody Arts Fund Fellowship, and a Durfee ARC Grant. Her work is in the collections of Eli Broad, The Edward Albee Foundation, The Frederick Weisman Museum, and the Laguna Museum of Art. She has taught throughout the Los Angeles area and abroad, including the University of Southern California and the Claremont Graduate University. Recently her work has been included in exhibitions at the Riverside Art Museum, the Torrance Art Museum, and at the Red Dot Art Fair (New York City). Her work is represented by Lawrence Asher Gallery (Los Angeles) and Michael Rosenthal Gallery (San Francisco).

Eugene Ahn, MA in Humanities, Pacifica Graduate Institute; BA in English, University of California, Los Angeles. Mr. Ahn is an artist, photographer, and web designer.

Kim Alexander, MFA in Studio Art, Claremont Graduate University; BA in Printmaking, The Evergreen State College. Mr. Alexander is a fine artist who has had solo exhibitions at Weekend Gallery (Los Angeles) and Peggy Phelps Gallery, Claremont Graduate University. He has also shown in group exhibitions at MCKA Zatoka Sztuki (Sopot, Poland), ACME Gallery, Claremont Graduate University, Soil Art Gallery (Seattle, WA), and The Helm Gallery (Tacoma, WA). Mr. Alexander also publishes fine art editions with Damaris Rivera under the name of Age of Art Multiples.

Ilia Anossov (fresco) is considered a master of the art of fresco painting. His work includes large and small fresco paintings, conceptual fresco installations, fresco objects, sculptures and fresco stacks. Mr. Anossov was born in Moscow, attended official art schools, and explored various media including cinematography, architecture and visual arts. However his true education came through classic-style apprenticeships to master artists, between 1983 and 1996, he served three 4-year long apprenticeships in Russia and United States. His work has been widely exhibited in Russia, Europe, and the United States including seven museum exhibitions and over 50 international solo and group exhibitions. Commissions include large-scale frescoes and murals in private homes as well as public areas. His internationally featured Malibu Fresco project appeared on the covers of premier magazines including *Architectural Digest* (AD) USA, AD Germany, AD Italy, *House & Garden* UK.

Andrew Armstrong, MFA in Fine Arts; BFA in Sculpture, Otis College of Art and Design. Mr. Armstrong is the Director of Technical Support Services at Otis. His work has been exhibited in many Southern California venues. He has also served as a consultant and fabricator for notable Los Angeles based artists, designers, and institutions.

Judy Arthur is a marketing executive in the film and television industry; she has been Vice

President, National Publicity at both PolyGram Films and Orion Pictures, and Director of Original Program Publicity at Home Box Office (HBO), directing campaigns for numerous Academy Award-winning films. Highlights include publicity for Oscar winners *Philadelphia*, *The Silence of the Lambs*, *Dances With Wolves*, *One Survivor Remembers*, and *Gandhi*, as well as location publicity in Thailand for *The Killing Fields*. Ms. Arthur is a founding board member of the Woodstock Film Festival and is on the Advisory Committee of FilmAid International, "Using the power of film to change lives."

Carol Arutian, MFA, Rhode Island School of Design. Ms. Arutian is a designer of one-of-a-kind and limited edition jewelry and accessories whose designs have been exhibited locally and nationally.

Anna Ayeroff, BFA in Sculpture/New Genres and Art Education, Otis College of Art and Design. Ms. Ayeroff is a fine artist whose work has been exhibited nationally. She has also curated and contributed to various publications in the Los Angeles area. Ms. Ayeroff currently teaches art workshops to young artists ages 5-15 throughout Los Angeles.

Pam Banks, BA in Fashion Design, University of Cincinnati. Ms. Banks is a former Designer/Patternmaker for Miss Elliette, Inc., and Chez California, Inc.

Molly Barnes is a New York and Los Angeles art gallery owner and radio personality who discovered John Baldessari, Gronk, Mark Kostabi, Robert Cottingham, and many others.

Jack Barnhill, MA, is an exhibiting artist who studied drawing and painting at Otis College of Art and Design. Mr. Barnhill creates full-scale realistic paintings in both oil and acrylic on canvas and panel. His work has appeared in *Art Collector Magazine* (August, 2010). Mr. Barnhill is a member of the Portrait Society of America and the Pasadena Society of Artists.

Joshua Callaghan, MFA, New Genres, University of California Los Angeles; BA Cultural Anthropology, University of North Carolina at Asheville. Mr. Callaghan has had solo exhibitions at Royale Projects, Steve Turner Contemporary, Haas & Fischer, and Bank. His work has been exhibited in group shows at many venues including L&M Arts (Los Angeles), Gavin Brown's Enterprise (NYC), Frieze New York Art Fair 2012 Sculpture Park, Galleria Fortes Vilaça (Sao Paulo), and Night Gallery (Los Angeles). His public projects can be seen in New York City, Taipei, and several communities in Southern California. He is a Senior Lecturer at Otis College of Art and Design and a visual arts instructor at New Roads School.

Susan Cambigue-Tracey, BS in Physical Education/Dance Major, University of California, Los Angeles; General Secondary California Teaching Credential; and Post-baccalaureate studies in Child Development, UCLA. Ms. Cambigue-Tracey has 49 years experience as a nationally recognized dance artist and educator, arts administrator, Hatha Yoga teacher, and Arts curriculum writer. She is a past Director of Curriculum and Teaching Artist Development for The

Music Center: Performing Arts Center of Los Angeles County. During her 15 years at the Music Center her key role was to write integrated arts curriculum and train teaching artists to conduct both student workshops and professional development for classroom teachers. Additional experience includes Performing Tree (15 years) and Galef Institute (5 years). She was a part of the TCAP Leadership Academy (2 years) and a member of the dance team for The California Arts Project (TCAP) at California State University, Northridge (3 years). Additional teaching experience includes 15 years as dance faculty Loyola Marymount University. She is currently a facilitator for "Arts for All" and the Music Center and Co-Director for The I.D.E.A.Works!, which focuses on quality arts education professional development and facilitation.

Rude Calderon is an exhibiting fine artist specializing in stone and mixed media sculpture. His work has been exhibited internationally in Hispanic Works on Paper, LACMA; IV International Festival of Snow and Ice Sculpture (Russia); a one-man exhibition at Occidental College; and Natural Forces in LA Sculpture, Barnsdall Art Park. Mr. Calderon is also a past member of the Streetscapers, an L.A. based mural group.

David Calicchio, BFA in Photography, Otis College of Art and Design. Mr. Calicchio is currently Photographer for BCBG Max Azria. Mr. Calicchio's work has been exhibited locally at Postartum, (Long Beach, CA), South La Brea Gallery (L.A.) and internationally at Sandberg 2 (Hooran, Netherlands).

Michael Carroll, BFA in Textile Surface Design, Otis College of Art and Design. Mr. Carroll is currently working as a Computer Production Artist for printed textiles for apparel and home furnishings.

Cole Case, BFA in Fine Art, Art Center College of Design. Mr. Case is a visual artist whose work has been exhibited at Western Project (Culver City), Howard House Contemporary Art (Seattle), and Luckman Gallery, California State University, Los Angeles.

Rebecca Chamlee, Adj. Prof., Design, BA Otis. Graphic Designer with a particular interest and passion for books. Clients include Capitol Records, Coors Brewing Company, Creative Artist Agency, Chronicle Books, LA County Museum of Art, Ogilvy & Mather, Sony Music Entertainment, Inc., Virgin Games & Interactive Entertainment.

Perri Chasin, MA in Speech/Communication, Queens College, City University of New York; BA in Speech and Language, City College, City University of New York. Ms. Chasin is a broadcast writer/producer and speech and language specialist. She is a former CBS Records International executive, National Celebrity Coordinator for Hands across America and co-producer of the documentary The Story of Hands across America. She has been a writer and producer of television news, entertainment specials, reality series, live events and a critically acclaimed series for public radio.

Lola del Fresno, MFA in Fine Art, Universidad of Bellas Artes, Madrid. Ms. del Fresno was the recipient of a grant to also attend Cooper Union in New York City. She is an internationally recognized fine artist whose work has been shown in galleries in Madrid, Bilbao, San Francisco, Los Angeles, Shanghai, Milan,

and New York. She has also participated in the Estampa Art Fair in Madrid.

Laddie John Dill, BFA in Fine Arts, Chouinard Art Institute (California Institute of the Arts). Mr. Dill's exhibitions include galleries and museums from such venues as Seoul, Paris, Nogoya, Helsinki, New York, Kansas City, Seattle, and throughout California. He is the recipient of two National Endowment for the Arts grants and a Guggenheim Fellowship.

Toxi Dixon, BFA in Fine Art, California Institute of the Arts. Ms. Dixon has dedicated over 20 years of practice as a textile designer in Los Angeles and New York. Her design have been featured in a wide range of consumer markets including Victoria's Secret, Quicksilver, Target, Macy's, Talbots, and Juicy Couture.

Kristin duCharme, MFA, Otis College of Art and Design. Ms. duCharme is an exhibiting fine artist and educator. She works in various commercial and fine art fields and is the owner of Firework Studio, an art-glass studio specializing in fused glass sculpture, jewelry, and gifts. Ms. duCharme has studied glass working at Pilchuck Glass School in Seattle and has exhibited and sold her work throughout the United States and Turkey.

Roni Feldman, MFA in Painting, Claremont Graduate University; BA in Creative Studies/Art History, University of California, Santa Barbara. Mr. Feldman is a visual artist whose work has been exhibited at L2 Kontemporary (Los Angeles), Wilson Street Gallery (Australia), and Toomey-Tourell Fine Art (San Francisco).

Seth Ferris, BFA in Graphic Design with highest honors, Art Center College of Design. Mr. Ferris has collaborated with numerous studios, clients, artists and businesses internationally. His work spans printed and digital mediums has been the recipient of the Art Directors Club silver award. He has been a visiting lecturer in the Otis MFA Graphic Design Program and part-time faculty at Otis since 2011.

Jeanie Frias, BFA, Otis College of Art and Design. Ms. Frias has taught painting, drawing, and college preparation courses for over 15 years. Ms. Frias has exhibited throughout the Los Angeles area. She has taught for UCLA, Occidental College, as well as private and home school groups. As a former admissions counselor for Otis, Ms. Frias has extensive knowledge and understanding of portfolio requirements for art school admissions. She specializes in mentoring young artists towards their goal of successful application the art college of their choice.

Martha Fuller, MFA, MA, is a fine artist, writer, and instructor of numerous courses in creative writing, literature, bookmaking, contemporary art history, visual art and photography. She is a creative consultant for visual and literary projects, a book "whisperer" and editor. She has exhibited her fine art photography and artist's books nationally. Her images, articles, and reviews appear in both art and literary publications. With dual degrees in Contemporary Fine Art and English she synthesizes word and image, fact and fiction, art and life. Students in her classes have published their writing and/or exhibited their work.

Moshé L. Godwin, BFA in Illustration, Art Center College of Design. Mr. Godwin is an illustrator and graphic designer who works in both traditional and digital media. He is an art director and multimedia producer for the Educational Technologies Network (ETN), a division of a Los Angeles based educational agency.

Shelley Heffler, MA in Fine Arts, California State University, Northridge; AA in Interior Design, Fashion Institute of Technology, New York. Ms. Heffler has been teaching various art mediums since 1986, including ceramics, digital art, and design. She has been a National Board Certified Teacher since 2000 and is a mentor to new teachers. Ms. Heffler is a professional fine artist whose work has been exhibited at the Los Angeles County Museum of Art and galleries throughout Los Angeles.

Morrison Jackson, MFA in Costume Design, University of Southern California; BFA in Theatre, Stephens College; BA in Fashion Design, Stephens College. Ms. Jackson is a freelance costume designer, dressmaker, and patternmaker. She received the Drama-Logue Award for Pygmalion at the Hillside Repertory Co. and was nominated for the Pride Theatre Award for First Couple at the Tiffany Theatre. She has also designed wedding gowns, daywear, and historical clothes and cocktail dresses worn at the Emmy Awards.

Ken Jones, MFA, California State University, Los Angeles; BA in Art, California State University, Northridge with additional studies in figure drawing under Karl Gnass and Glenn Villpu. Mr. Jones has been teaching figure drawing at CSUN since 1996.

May Jong, MFA in Painting, Claremont Graduate University. Ms. Jong is an Artist-In-Residence at the Los Angeles County Museum of Art and Art Educator for the Museum of Contemporary Art and Pacific Asia Museum. She is the Co-Founder and Co-Director of Me & You Variety Candy Los Angeles, an artist-run space and has recently exhibited with the Armory Center for the Arts.

Joanne Kim, BA in Interdisciplinary Studies, Media Arts, The Evergreen State College. Ms. Kim is an artist, educator, and consultant. She has also worked at Venice Arts as its lead photographer and director of education.

Michael Kollins, BFA Industrial Design (Transportation Design) CCS, Detroit, MI. Mr. Kollins has 30 years professional design experience at Ford Motor Co., Mattel, Playmates Toys, Toy Quest, and currently leads Kollins Design, a consulting firm specializing in consumer product design. At Ford Motor Co. he worked in the Trim and Color Studio developing new color programs and processes for automotive application. Mr. Kollins teaches Product Design for Otis' Design program and is an IDSA representative.

Meg Linton, MFA in Exhibition Design and Certificate of Museum Studies, California State University, Fullerton. Ms. Linton is the Director of Galleries and Exhibitions for Ben Maltz Gallery at Otis College of Art and Design. Prior to her work at Otis, she served as Executive Director of the Santa Barbara Contemporary Arts Forum and Curator of Exhibitions for University Art Museum at California State University, Long Beach. In 2007, she completed the prestigious

Museum Leadership Program at The Getty Leadership Institute. Since 1994, she has organized hundreds of solo and group exhibitions and published dozens of catalogs.

Laura London, MFA, California Institute of the Arts; BFA, University of Arizona. Ms. London is a professional artist working in the medium of photography. Her work has been extensively exhibited around the world including Los Angeles, New York, Miami, Canada, and Europe. She is the recipient of two MTA grants, a permanent installation for the Metro Orange Line, and the Photo Light Box Project - a temporary installation in Los Angeles. Her work is included in many private and corporate collections. Her students have been accepted to schools such as Otis College of Art and Design, California Institute of the Arts, USC, NYU, Rhode Island School of Design, Bard College, and the School of Visual Arts.

Kathleen Marinaccio has over 20 years of art direction, graphic design, copy-writing, printing and teaching experience. She is an expert in Adobe Photoshop, Illustrator, Acrobat, InDesign, Quark Xpress, and Microsoft PowerPoint. A graduate with honors from Pratt Institute with a BFA in Communication Design, she went from Intern to Creative Director in less than 5 years, working for amazing companies along the way - NBC Studios, HarperCollins Publishers, Marvel Comics, New World Entertainment, and Fishbrain (ABC, E!, DC Comics, Disney). Ms. Marinaccio is currently Director, Design Services at Warner Bros. Media Research & Insights.

Delia Marsellos-Traister is a jewelry artist and instructor, specializing in metal clay techniques. Ms. Marsellos-Traister is the owner of Phoenix Magyk, LLC. Her work has been exhibited at the Pasadena Bead and Design Show (2008-2010), Xiem Clay Center Art Fair (2009-2011), and Handmade 90041 (2010-2011). She is a member of the National Precious Metal Clay Guild, Precious Metal Clay Guild (LA Chapter), the Metal Arts Society of Southern California, and the Society of North American Goldsmiths.

Evelyn McInerney, AA, Fashion Institute of Technology. Ms. McInerney is a freelance designer and patternmaker. She has been a designer/patternmaker for Malibu West, Ruby Tuesday, Joni Blair and Jonathan Martin; designer for Surf and Turf of California; and a partner and designer for Rastafarian, Inc.

Patrick Miller, BFA in Photography, Otis College of Art and Design. Mr. Miller's work has been exhibited at Estacion Tijuana (Tijuana, Mexico), Los Angeles Municipal Gallery, Ghetto Gloss (L.A.), and Class: C (various locations). Mr. Miller is also an accomplished performance artist whose work has been presented at Los Angeles Contemporary Exhibitions, Wignall Museum (Rancho Cucamonga), Orange County Museum of Art (Costa Mesa), Venice Graffiti Walls (Venice, CA), Lady Fest (L.A. and San Diego), Russell Space (La Jolla), The Smell (L.A.), and KSDT Radio (Online).

Julia Montgomery, BFA in Fine Art, Otis College of Art & Design. Ms. Montgomery is a sculptor living and exhibiting in the Los Angeles area. She is co-owner of Ledge Studio in Los Angeles.

Deborah Nourse Lattimore, BA in Art History and Ancient Near Eastern and Pre-Columbian Studies, University of California, Los Angeles. Ms. Lattimore is the illustrator and author of over 35 children's and educational books. She is the recipient of the prestigious P.E.N. Award, ACLU Award in Art for Civil Liberties, and the Color Me Bright Foundation Award. Her books are in the California Collection, and her illustrations are in numerous museums and personal collections.

Randy Osherow, MA in Fine Arts with emphasis on painting and drawing. Ms. Osherow is an artist with 20 years of teaching experience.

Julianna Ostrovsky, MFA in Painting and Sculpture, Columbia University. Ms. Ostrovsky has been nationally and internationally exhibited. She taught Painting and Drawing at Drexel University, Philadelphia, and designed accessories for the GAP in NYC. As a teaching artist Ms. Ostrovsky has instructed a range of enrichment workshops for grades K-12 and in-depth Painting and Drawing studios for youth and adults. In addition, Ms. Ostrovsky has worked as an Artist-in-Residence at the Skirball Cultural Center.

Lisa Oxley, MFA in Fine Art, Otis College of Art and Design; BA, University of the State of New York. Ms. Oxley is an exhibiting artist and trained instructor of mindfulness awareness meditation with over 12 years of a personal daily practice. She has studied meditation in both the Soto Zen and Tibetan Vajrayana tradition, and is a student of Sakyong Mipham Rinpoche. Ms. Oxley's art work has been shown locally and internationally in Los Angeles, Barcelona, Madrid and Vienna. She was a recipient of an artist-in-residency grant at the Tyrone Guthrie Centre in Ireland in 2004.

Ave Pildas, Graduate degree in Graphic Design, Kunstgewerbeschule, Basel, Switzerland; BFA in Graphic Design, University of Cincinnati and Cincinnati Art Academy. Mr. Pildas' work has been exhibited in solo exhibitions at the Contemporary Art Center (Cincinnati), Photographer's Gallery (London), Janus Gallery (Los Angeles), Gallerie Diaframma (Milan), Cannon Gallery (Amsterdam), Gallerie 38 (Zurich) and in numerous group shows. His work has been featured in The New York Times Magazine, ZOOM, PHOTO, CAMERA, and Photographic. Mr. Pildas' photographs are included in the collections of the Museum of Modern Art (New York), Bibliotheca National (Paris), and University and Arizona. Mr. Pildas is a Professor Emeritus at Otis College of Art and Design.

Linda Pollari, Chair of Architecture/Landscape/Interiors, Otis College of Art and Design; University of Wisconsin, Architect. Principle, PXS. Awards include American Architecture Award; LABC Award of Excellence; Merit Award, AIA/LA; Merit Award, AIA-Sunset Western Home Awards; House of the Year Award. Project publications include Architecture and Design (teNeues), Architectural Digest, ArchiDom, Sunset, Metropolitan Home, Los Angeles Times, Architecture, Los Angeles Magazine, Design Times, Assemblage, and Architecture and Urbanism.

Priscilla "Priscy" Ratcliff, is a designer, businesswoman, and owner of "Priscy's House of Design." Ms. Ratcliff studied fashion design at California State University, Long Beach, and earned a Career Technical Education Teaching Credential

in Business/Finance and Fashion/Interior Design, as well as a Merit Teaching Credential from El Camino College. Ms. Ratcliff also holds a BS from Texas Southern University. She is currently completing a Master of Arts in Education, Technology and Entrepreneurship at California State University, Dominguez Hills.

Adham Refaat, Master of Architecture, University of California, Los Angeles. AIA LEED AP, Principal at ARCH LA. Mr. Refaat has 23 years of experience as an architect and senior project manager and has received international awards for innovative design and planning. Mr. Refaat has been studying/teaching jewelry design for the last ten years and is interested in keeping the dying tradition of bench jewelry making alive through teaching and continuing the method of his instructor, master jeweler Mr. Ralph Goldstein.

Robert Roach, BS, Butler University. Mr. Roach has created storyboards for movies, commercials, videos, and cartoons. His client list includes Universal, New Line Cinema, Fox, The Zubi Agency, Mutual of New York, and Mann Theatres.

Julie Robey, BFA in Environmental Arts, Otis College of Art and Design. Ms. Robey is a digital artist specializing in digital technology and creates architectural designs for residential and commercial remodels.

Lenord Robinson, studies include illustration at Georgia State University and Atlanta College of Art. Mr. Robinson is a story and animation artist who has worked for Dreamworks, Disney, and Warner Bros. Animation.

Leslie Ross-Robertson attended West Virginia University in Theatre and Fine Arts. Ms. Ross-Robertson is the owner of Modern Optic, a contemporary letterpress studio, which designs and manufactures fine art prints, greeting cards, and artist collaborations (through Wavelength Press.) Selected clients include Knoll, Herman Miller, Steven Ehrlich Architects, and Hammer Museum.

Faye Rouhi, BA, Gisson University (Germany). Ms. Rouhi is the owner of Faye Rouhi Designs where she has been creating custom apparel and accessories for over 20 years. Her jewelry line, FayeLei Custom Jewels, was launched in November 2009.

Chris Rowland, MFA in Fine Arts, Otis College of Art and Design. Mr. Rowland is an exhibiting fine artist and filmmaker.

Luis Ruiz, BFA, Computer Animation (3D), Savannah College of Art and Design. Mr. Ruiz has worked in the multimedia industry for over ten years. TV production work includes the History Channel, A&E, MTV, VH1, and Comedy Central. He has created background animations for Madonna, Christina Aguilera, Ricky Martin and others. A recent product designer for Mattel Toys, Mr. Ruiz has also done freelance work for Spinmaster, Yahoo, Nintendo of America, and Thomson Reuters.

Linda Jo Russell, MFA, California State University, Long Beach. Trained to teach perceptual drawing techniques by Betty Edwards, Ms. Russell now teaches workshops on drawing and creativity throughout the United States.

Michael Schrier, MFA, Otis College of Art and Design. Mr. Schrier is an educator, apparel and tapestry designer, whose work has been exhibited nationally.

Luis Serrano, MFA, Otis Art Institute of Parsons School of Design; BFA, Otis Art Institute. Mr. Serrano is a fine artist who utilizes landscape to uniquely express the world around him. His work has been exhibited in solo and group exhibitions including the Judson Gallery of Contemporary and Traditional Art (Pasadena), the Koplin del Rio Gallery, and the Long Beach Museum. Mr. Serrano is a previous recipient of the prestigious NEA Grant for painting, as well as a Louis Comfort Tiffany Biennial Award Nominee. His drawings are highlighted in the upcoming show, *Freeway Studies #2: Inside the Quad at Otis' Ben Maltz Gallery*.

Pamela Smith Hudson is a painter, printmaker and teaching artist based in Los Angeles. Ms. Smith Hudson is a UCLA graduate who studied art, art history, museum studies, and dance. She has 15 years of experience working in the art material industry as an art educator and consultant for some of the most innovative art material manufacturers across the globe. Ms. Smith Hudson is also currently part of the teaching staff at Los Angeles County Museum of Art.

Deborah Swan-McDonald, BS in Art Education, Southern Illinois University, Edwardsville. Ms. McDonald is an accomplished Plein Air painter and is an exhibiting fine artist. She is also a juried member of Watercolor West. Additionally, she is an educator for the Los Angeles Unified School District.

Joan Takayama-Ogawa, MA (Education) Stanford Univ.; BA (Geography/East Asian Studies) UCLA. Educator and ceramic artist in public collections of Renwick Gallery, Smithsonian Institution; LACMA, Oakland Museum, Long Beach Museum of Art, Celestial Seasonings, Hallmark Racene Art Museum.

Mayuka Thais, BFA, Otis College of Art and Design. A contemporary artist, Miss Mayuka is a bilingual multi-cultural artist, edutainer, and art educator who specializes in teaching International School and multi-national students. She has led songwriting classes for at-risk youths involved in San Fernando Valley's NPO Youth Speak Collective Program. At the age of nine, she won her first Art Award from the Tokyo Metropolitan Government. A published art educator, she is the recipient of Eco Arts Awards for her songs and music videos on animal conservation and ecology. Her most recent song was featured in an Independent Hollywood film, *Half Way to Hell*.

Lorna Turner, MA in Communication Art & Design, Royal College of Art; BFA in Design and Art History, Ohio Wesleyan University. Ms. Turner is a graphic designer and fine artist whose work has been shown Loop Film Festival (Barcelona and Madrid).

Raul Vega is an award winning photographer. Mr. Vega's photographic portraits have appeared in *Time Magazine*, *The New Yorker*, *Vanity Fair*, *Esquire*, *Vogue*, *InStyle*, *The Rolling Stone*, *Glamour*, *Movieline*, *People*, and *Interview Magazine*. He has photographed such luminaries as: Muhammad Ali, Barbara Walters, Tom Brokaw, Malcolm Forbes, T. Boone Pickens, Billy Wilder, Martin Scorsese, George Lucas, Paula Zahn, Harrison Ford, Meryl Streep, Billy Crystal, Mary Tyler Moore, Jim Carrey, Kevin Costner, Lawrence Kasden,

Sammy Davis, Jr., Elmore Leonard, and Walter Mosley. Mr. Vega is the recipient of The National Publications' Design Award for a portrait of Carl Sagan, in *Time Magazine*. Mr. Vega's portraits are included in the National Gallery Collection, Washington, D.C.

Diana Vitale, BFA, Chouinard Art Institute. Ms. Vitale's paintings and drawings have been exhibited at the Brand Library, Glendale, CA, and the King and Main Street Galleries in Santa Monica, CA. She has distinguished herself as a successful costume illustrator and designer for Ray Agakan, Twenty-Century Fox, Bob Mackie, Jennifer Warner, and *Women's Wear Daily*.

Chris Warner, MFA, University of Colorado, Boulder. Mr. Warner was a recipient of a WESTAF/NEA Regional Fellowship, 1990. His work has been exhibited at the Koplin Gallery in Santa Monica, and included in numerous solo and group exhibitions throughout the Western U.S.

John Weston, MFA, Otis College of Art and Design; BFA, Northern Illinois University. Mr. Weston is a fine artist who has exhibited in solo and group shows in and around Los Angeles. He is a founding member of STATION art collective, has written for *Artillery Magazine*, and is represented by Sabina Lee Gallery.

Michelle Wiener, MFA in Fine Art, Otis College of Art and Design; BA, College of Creative Studies, University of California, Santa Barbara. Ms. Wiener is a professional artist whose work has been show at Samuel Freeman Gallery in Santa Monica, Los Angeles Municipal Gallery, Forest Lawn Museum in Glendale, and ISM Gallery in Long Beach.

Crossman Wilkins, MFA in Fine Art, Otis College of Art and Design; BS in Electronic Media, Arts, and Communication, Rensselaer Polytechnic Institute, New York. Mr. Wilkins is a graphic designer and fine artist. He is the creator of Transmission available now in the iTunes store.

Ty Wynn, BA in Architecture and Design, California State College, Stanislaus. Mr. Wynn is a Project Manager for VW, Inc., a company that provides retail fixtures and visual merchandising services to the mall industry. He is the past Director of Architecture and Construction for Valenti Management, Inc., and a past Associate at Thomas Torvend Architects, A.I.A.

Shpetim Zero, BA, Westmount College. Mr. Zero is an innovative fashion and costume designer who has worked for such prestigious fashion houses as Carolina Herrera, Dior and Etro. His creations have been included in *Vogue* and various national fashion magazines. Mr. Zero's designs have been worn by celebrities including Vanessa Williams, Lily Tomlin, Angela Bassett, and Smashing Pumpkins.

GENERAL INFORMATION



For further information, please call 310-665-6850.
To register, please call 310-665-6950.

FACILITIES

COMPUTER CENTER

Academic Computing Services

310-665-6825

Room A401

Academic Computing Services supports the computing technology requirements of the Continuing Education program through labs designed around digital-based production methods including image manipulation, digital illustration, digital video and audio, 3D modeling and animation. The open-access labs and computer classrooms are equipped with the latest MacOS and Windows workstations including large format scanners, digital projectors and wide-format color printers. Here Otis' art and design courses merge studio and computer based techniques of illustration, typography, layout, 3D imaging, interactive design, video editing and motion graphics. Students have the opportunity to produce original work in various forms of output including large format color prints, DVD's and rapid prototypes.

Hardware

- > MacOS Intel Workstations
- > Windows 7 64 bit Workstations
- > Large Format Color Scanners
- > Slide Scanners
- > Wacom Tablets
- > Wacom Cintiqs
- > Tabloid Laser Printers
- > Color Laser Printer
- > Wide-Format Color Inkjet
- > CDRW/DVDRW
- > Render Farm Access

Software

- > Adobe Illustrator
- > Adobe Photoshop
- > Adobe InDesign
- > Adobe After Effects
- > Adobe Flash
- > Adobe Dreamweaver
- > Adobe Premiere
- > Apple Final Cut Pro
- > Apple Motion
- > Apple DVD Studio Pro
- > Apple Soundtrack Pro
- > Apple Aperture
- > Apple iLife

- > AutoCAD
- > Autodesk Inventor
- > Autodesk Maya
- > Autodesk Sketchbook Pro
- > Microsoft Office
- > Nuke
- > Painter
- > QuarkXpress
- > Rhino 3D
- > Unity 3D
- > VRAY
- > Zbrush
- > PF Track

Fall Open-Access Hours

Monday-Thursday

8:00am-12:00am

Friday

8:00am-10:30pm

Saturday-Sunday

9:00am-7:00pm

Current lab hours and information is available on our website: www.otis.edu/acs

MILLARD SHEETS LIBRARY

310-665-6930

The library houses approximately 40,000 volumes, including books, exhibition catalogs, and DVDs and maintains over 150 current periodical subscriptions, mostly in areas of the Visual Arts. Currently-enrolled Otis Continuing Education students may use the library but are not eligible to check out materials.

The library is located on the 3rd floor of the building, 9045 Lincoln Blvd., at the Westchester Campus.

The Fashion Campus Library is not available to Continuing Education students.

<http://library.otis.edu>

LIGHTING STUDIO

Room G105

In the 60' x 40' Lighting Studio students can find everything they need for fashion shoots, portraiture, and still life. Equipment includes Norman strobes, tungsten lights, soft boxes, umbrellas, diffusers, reflectors, and gels. A seamless shooting cove allows 90 degrees of infinite background. A 12' x 18' permanent green screen with fixed kinoflo lighting and green stage is available.

LABORATORY PRESS/ LETTERPRESS STUDIO

Room B04

In the Laboratory Press students investigate the origins of typography and the notion of the book as a visual communications medium. Conceived as a laboratory for aesthetic exploration and practical production, Otis Laboratory Press is an integral part of the graphic design and illustration curriculum, linking time-honored tools to today's digital media. From metal type to digital plates, students experience the traditional disciplines of typography, letterpress printing, and bookbinding while learning to integrate type and image, structure and content, process and product. Student work produced in the Laboratory Press has been widely exhibited in many major book arts collections, including the UCLA Special Collections Library. The press boasts a large collection of wood and metal type and four Vandercook flatbed cylinder presses.

Visit the Otis Laboratory Press:
www.blogs.otis.edu/labpress/

METAL SHOP

Room P01

In the Metal Shop students cut, weld, form, shape, grind, polish, and finish ferrous and nonferrous metals in sheet, tube, and plate. The shop is outfitted with 5 MIG welders, and 1 TIG welder, as well as plasma cutting equipment. The Metal Shop is also equipped with an automated pipe bender and tube roller. The Metal Shop is only available to students who have registered for a welding/metal class and paid the lab fee.

PHOTOGRAPHY LAB

Equipment

In the photography lab students learn to develop and process their own film, and make their own black & white silver gelatin, or RA-4 Type C prints in a traditional wet darkroom environment. The photography crib offers a wide variety of film and digital cameras, lighting equipment, and darkroom tools for student checkout.

Lab hours are posted in the darkroom area each semester. Lab hours provide the student with time to work independently. Lab hours for Continuing Education students are from 5:00pm-10:00pm, Monday through Thursday, Friday from 9:00am-7:00pm, and Saturday from 9:00am-5:00pm. Sunday the Lab is closed. Classroom activity in the darkroom has priority over lab use by individual students. Lab fees cover the use of equipment and basic chemistry. The Lab is only available to students who have registered for a photography course and paid the lab fee.

FREDERICK MONHOFF PRINTING LAB

Room B07

The Frederick Monhoff Printing Lab offers a complete silk screening facility. Up to ten stations are provided including a darkroom for all lightfast conditions complete with a medium size exposure unit and pressurized wash out booth. The print lab facility also includes two large presses for a variety of print making techniques.

VIDEO LAB

Room B06

In the Video Lab students learn the language of video. A variety of capturing equipment is available for student use in the studio, including HD digital cameras, steadicam, and audio recorders. Included in this facility is a digital lab with 20 workstations, NTSC monitors, converter boxes, CD/DVD burners, and decks operating on the latest Macintosh-supported video and sound editing software.

WOOD SHOP

Room A701

The Wood Shop provides facilities for the milling, shaping, joining, and finishing of fine hardwoods, fiber-board, plywood, plastics, foam, and bent laminations. A large selection of hand and power tools is available for student use in the shop facilities.

The shop is outfitted with a 10hp automated sliding table saw, a 20-inch industrial planer, and a 10-inch industrial jointer. The Wood Shop is only available to students who have registered for a wood class.

ADDITIONAL INFORMATION

CERTIFICATE PROGRAMS

Otis Continuing Education certificate programs are designed for individuals developing a new career, making career changes, or seeking to enhance existing art or design skills. Programs provide intensive, practical training in a variety of art and design disciplines, combining the study of aesthetic principles with the acquisition of practical skills. Courses are designed to help students develop professional-quality portfolios in their chosen design fields.

Eligibility

Open to all adults, 18 and over, who fulfill prerequisites.

Certificate Credit for Completed Continuing Education Courses

Students may apply credit from prior Continuing Education courses under the following conditions:

- 1) Otis Continuing Education courses were completed no more than three years prior to enrollment in the Certificate Program.
- 2) Courses were taken at Credit or Certificate status (non-credit is unacceptable).
- 3) Grades were "C" or better.
- 4) Courses were relevant to a specific curriculum requirement in the program.

Courses taken outside the Otis Continuing Education program are not accepted for credit toward certificate core courses.

Professional Experience

Appropriate professional experience in the discipline may be substituted for a core course or courses; documentation supporting this experience or a portfolio of work should be submitted to the Continuing Education office prior to beginning the certificate program. The student must fulfill the required number of units to complete a certificate and select courses from the remaining core classes and electives to replace the substituted course.

Enrollment Status

Two choices are available:

Certificate Credit (XT): non-transferable credit. Graded on a letter grade system. ("C" grade or better is required for certificate credit.) A permanent record is kept in the Office of Registration and Records.

College Credit (XC): transferable unit credit. Graded on a letter grade system. ("C" grade or better is required for certificate credit.)

Credit students are required to complete additional classwork in order to successfully complete a course.

Counseling

Call 310-665-6850, Monday-Friday, 9:00am-5:00pm
Please call in advance for an appointment.

Talk with an Otis Continuing Education representative to discuss courses.

Certificate Program Application Fee

Students entering Otis Continuing Education Certificate Programs are required to pay a one-time \$175 application fee.

Only those who have enrolled in a Certificate Program are eligible to receive a final certificate.

Counseling/Portfolio Reviews

This application fee enables students to meet with a counselor two times during their course of study:

- > once they have completed an application to a Certificate Program and
- > the semester prior to completing their certificate

Students should call the Continuing Education office to set up an appointment.

Students should pay the Certificate Application Fee prior to enrolling in their third course. Application fees are non-refundable and non-transferable.

For further information, please call 310-665-6850.

Completion

All required core courses and electives must have been taken at Certificate (XT) status or Credit (XC) status and have received a grade of "C" or better.

The Certificate Program must be completed within four years of submitting your application and fee. Upon completion of all courses, the student must petition the Continuing Education Office in writing to receive their certificate; please include the certificate program name, your Student Identification number, and mailing address. The Continuing Education office verifies that all requirements have been met and then issues the certificate. Certificates are issued approximately twice per year.

Other Career Preparation Opportunities at Otis College of Art and Design

Bachelor of Fine Arts Degree

For information call the Admissions Office at 310-665-6820.

Master of Fine Arts Degree

For information call the Graduate Studies Office at 310-665-6892.

OTIS DOES NOT DISCRIMINATE

Otis College of Art and Design, in accordance with applicable Federal and State law and College policy, does not discriminate on the basis of race, color, national origin, religion, sex, gender identity, pregnancy/childbirth and medical conditions related thereto, disability, medical condition (cancer related or genetic characteristics), ancestry, marital status, age, sexual orientation, citizenship, veteran status, or other characteristics or classifications protected by the law. This nondiscrimination policy covers admission, access, and treatment in College programs and activities. The following person has been designated to handle inquiries regarding the non-discrimination policies: Amy Gantman, Dean of Continuing Education and Pre-College Programs, Otis College of Art and Design, 9045 Lincoln Boulevard, Los Angeles, CA 90045, 310-665-6850

Unless otherwise noted, Continuing Education courses are limited to adults, aged 18 or older. Younger students must receive written approval from both the instructor and Dean of Continuing Education prior to registration. Please see Young Artist Workshops for courses open to younger students.

FACULTY

The faculty is drawn from the best of the city's working professionals – individuals who combine the theoretical approach of the classroom with the know-how that marks a successful career.

ACCREDITATION

Otis College of Art and Design is fully accredited by the Western Association of Schools and Colleges (WASC) and the National Association of Schools of Art and Design (NASAD).

AFFILIATIONS

Otis College of Art and Design is a member of the University Continuing Education Association (UCEA) and the Council for the Advancement and Support of Education (CASE).

PREREQUISITE COURSES

Prerequisites must be satisfied through previous course work, portfolio, or experience. Portfolios are requested for admission to some courses.

Portfolio reviews are available by appointment. Please call the Continuing Education Office at 310.665.6850 for further information.

Students preparing to enter a new career without previous art or design experience should complete the recommended prerequisite courses before (or concurrent with) enrollment in a particular sequence. Demonstration of equivalent experience is accepted as meeting prerequisite and beginning required courses.

ENROLLMENT STATUS

Non-Credit (XN)

No grades are given in the course, and no permanent academic records are kept by the College.

Certificate Credit (XT)

Certificate students are graded on a letter grade system (A-F), and a permanent record is kept on file in the Office of Registration and Records. Certificate grades are not transferable to other institutions. No college credit is given. Any student may enroll at Certificate Status, whether or not he/she is pursuing a certificate program.

College Credit (XC)

Credit students receive a letter grade (A-F), and a permanent record (transcript) is kept on file in the Office of Registration and Records. Official transcript fee is \$5.00 per transcript.

Credit students are required to complete additional classwork in order to successfully complete a course.

In accordance with the WASC and NASAD accreditation standards, courses meeting for 30-36 hours, receive 1.0 unit of course credit.

As an accredited institution, credits are offered in semester units; most studio courses are one undergraduate unit. In the Continuing Education Division, one semester hour of studio credit represents a minimum of three hours of work each week, on the average, for a semester of 10-12 weeks. Summer session may vary in course hours and duration of classes.

Credit and certificate students are required to adhere to academic regulations as outlined in the Student Handbook concerning class attendance and completion of work. Any student may enroll in Credit Status.

FINANCIAL AID OFFICE

Financial aid is no longer available for Otis Continuing Education programs.

VETERANS AFFAIRS OFFICE

800-827-1000

Credit classes may be approved under the Veterans Educational Benefits Program. Veterans, their dependents, and others eligible for veterans' education programs should determine their benefits and obtain authorization from the Veterans Administration before enrolling in classes.

Veterans Administration Office,
11000 Wilshire Blvd., Los Angeles, CA 90024
www.gibill.va.gov

PHYSICALLY-CHALLENGED ACCESS

310-665-6850

Otis College of Art and Design facilities are accessible to, and special arrangements are made for, physically challenged students. Any student needing these services should contact the Continuing Education Office at 310-665-6850.

STUDENTS WITH DISABILITIES SERVICES

If you are a student with a documented disability (physical, learning, or psychological) you should contact Students with Disabilities Services (located in the Student Resources Center, 310.846.2554) before you need any accommodations. Retroactive accommodations are not provided, so please be sure to make your request early in the semester. All discussions will remain confidential. For additional information please visit http://my.otis.edu/life_otis/student_affairs/student_disabilities_services.html

PRIVACY ACT

The Family Education Rights and Privacy Act (FERPA) affords students certain rights with respect to their education records. They are:

1) The right to inspect and review the Student's education records within 45 days of the date the College receives a request for access.

Students should submit to the Registrar, Dean, Chair or other appropriate official, written requests that identify the record(s) they wish to inspect. The College official will make arrangements for access and notify the Student of the time and place where the records may be inspected. If the records are not maintained by the College official to whom the request was submitted, that official shall advise the

Student of the correct official to whom the request should be addressed.

2) The right to request the amendment of the Student's education records that the Student believes are inaccurate or misleading.

Students may ask the College to amend a record that they believe is inaccurate or misleading. They should write the College official responsible for the record, clearly identify the part of the record they want changed and specify why it is inaccurate or misleading.

If the College decides not to amend the record as requested by the Student, the College will notify the Student of the decision and advise the Student of his or her right to a hearing regarding the request for amendment. Additional information regarding the hearing procedures will be provided to the Student when notified of the right to a hearing.

3) The right to consent to disclosures of personally identifiable information contained in the Student's education records, except to the extent that FERPA authorizes disclosure without consent.

One exception which permits disclosure without consent is disclosure to College officials with legitimate educational interests. A College official is a person employed by the College in an administrative, supervisory, academic, or research, or support staff position (including law enforcement unit personnel and health staff); a person serving on the Board of Trustees; or a Student serving on an official committee, or assisting another school official in performing his or her tasks.

A College official has legitimate educational interest if the official needs to review an education record in order to fulfill his or her professional responsibility.

The College may disclose certain information, known as directory information, at its discretion without consent. Students may refuse to let the College release any or all of this information. If you do not want this information released, you must send written notice annually to the Registration Office. Forms are available from that office. The College has established the following Students information as public or directory information: Student name, address, telephone number, major field of study, dates of attendance, degrees and awards received, and the most recent previous educational agency or institution attended.

Upon request, the College discloses education records without consent to officials of another school, in which a Student intends to enroll.

4) The right to file a complaint with the U.S. Department of Education concerning alleged failures by the College to comply with the requirements of FERPA.

The name and address of the Office that administers FERPA is:

Family Policy Compliance Office
U.S. Department of Education
400 Maryland Avenue, SW
Washington, DC 20202-4605

OTIS STUDENT ID

310-665-6850

Your instructor will distribute Otis Student ID cards during the first two weeks of the semester. If you do not receive your ID card, please inform the Continuing Education office.

SECURITY

Emergencies

To find out information in case of an emergency call 1-888-751-7523.

Westchester Campus Security

310-665-6965

Westchester Campus security guards are available to greet and direct students during all evening and weekend hours.

California Market Center Security

213-630-3700

Security is provided by the California Market Center for students enrolled in the Continuing Education Fashion Design Program.

Skirball Cultural Center Security

310-440-4676

Skirball security is staffed 24/7 and Site Managers are available to greet and direct students during all evening and weekend hours.

FULL-TIME STUDENTS

Otis College of Art and Design BFA students may enroll in Continuing Education courses with the approval of their Department Chair and the Continuing Education Department.

See the Office of Registration and Records for complete information.

Junior and Senior Students

1) Continuing Education courses may be substituted for a degree requirement at the discretion of the student's department chair, but only as an independent study.

2) The add/drop card must be approved by both the Department Chair and the Dean of Continuing Education.

DISCOUNTS

Only one type of discount (alumni or senior citizen) may be applied per student, per course. Please note: Early Bird registration discount may be combined with any one of the tuition discounts listed below. All discounts must be done at time of registration.

Early Bird Registration Discount

Early Registration Discount ends at the end of the Continuing Education Open House. To receive a discount at Open House students must enroll in person or by fax. No phone enrollments are accepted the day of the Open House.

Deduct \$50 from each course that meets for a minimum of 30 contact hours with tuition of \$395 or more. **Courses not eligible for Early Bird Discount are noted with an ✕ next to their title in the catalog.**

Teacher Discounts

Otis College of Art and Design is committed to supporting the continuing education needs of our local school districts, namely Los Angeles Unified and Culver City School Districts. Full time Kindergarten through 12th grade teachers may be eligible to waive tuition on any course meeting for at least 30 contact hours.

Alternatively, qualified students may elect to enroll in a course for a reduced tuition (approximately equal to 50% discount) to be guaranteed a space in the class.

Please note that teachers are responsible for registration, insurance, lab, and materials fees.

To apply for tuition remission, teachers MUST provide the following:

- 1) A Letter of Confirmation with verification of current FULL-TIME employment status. All submissions must be on original school or district letterhead and MUST be signed by Supervising School or district Administrator.
- 2) A completed current registration form.
- 3) Include payment information totaling registration, insurance, and lab fees.

Once documentation has been provided to the Continuing Education Office teachers will be placed on a waitlist. Please call the Continuing Education office at 310.665.6850 to verify waitlist status. This full tuition discount is only offered on a space available basis.

Due to funding regulations, no substitute documentation will be accepted.

Discounts are valid for certificate level only.

Courses not eligible for this discount are marked with an ★ in the catalog.

For further information, please call 310-665-6850.

Tuition remission for teachers is supported by Sony Pictures Entertainment.

KCRW Members

Otis College of Art and Design is pleased to offer KCRW members a \$50 tuition discount on selected Continuing Education courses (excluding registration, insurance, and lab/material fees). KCRW's Fringe Benefits card must be shown as proof of membership at time of registration. Please fax a copy of your card with all phone or faxed registration forms. Courses not eligible for this discount are marked with an ★ in the catalog.

Otis Alumni

Otis College of Art and Design is interested in supporting the continued creative and professional growth of its alumni. Those individuals who have graduated from Otis College of Art and Design's BFA or MFA programs, are eligible for a \$50 discount on tuition for Continuing Education courses (excluding registration, insurance, and lab/material fees). The Office of Registration and Records will verify eligibility. Courses not eligible for this discount are marked with an ★ in the catalog.

Senior Citizens

Seniors (60 years and older) receive \$50 off the tuition of each course at time of registration (registration, insurance, and lab/materials fees cannot be discounted). Please provide proof of age when registering. Tuition and fees are payable in full at the time of registration. Courses not eligible for this discount are marked with an ★ in the catalog.

Skirball Cultural Center Members

Skirball members are eligible for a 10% discount on most Otis courses taking place at the Skirball Cultural Center. Members must notify registration staff of their discount at time of registration. Please fax a copy of your card with all phone or faxed registration forms.

FEES

Registration Fee

Each semester a \$25.00 (non-refundable) fee is charged to each student, for tuition totaling \$101 or more. A registration fee is not charged for Children's courses (ages 5-12).

Insurance Fee

\$14.00 (non-refundable) per student per semester. This fee applies to all students enrolled in Continuing Education courses at Otis and cannot be waived. This insurance fee covers accidents and injuries occurring while on campus.

Lab Fees

Lab fees are listed with each course where applicable. Students enrolled in these courses must pay associated lab fees at time of registration. Lab fees are non-refundable after the first class meeting.

Materials Fees

Material fees are listed with each course where applicable, and are usually paid directly to the instructor. Material fees are non-refundable.

Late Fees

An additional \$30.00 is charged if a student registers after the first business day following the first class meeting. All students must register in a course prior to the start of the second class meeting.

Parking

Westchester Campus Only

Parking is included in your tuition and available in the Parking Pavilion located adjacent to the Otis College of Art and Design Campus located at: 9045 Lincoln Boulevard, Westchester. Students may request a parking permit in the Office of Registration and Records 310.665.6950. Parking on the streets in residential neighborhoods bordering the college campus is prohibited.

California Market Center

Students attending fashion courses at the California Market Center may park in an adjacent structure for an additional fee. Garage parking is paid on a daily basis.

Two parking garages provide parking for the California Market Center Campus:

1) Olympic Parking Structure (southeast corner of Olympic Boulevard and Main Street). The entrance to the facility is on Olympic Boulevard (under the pedestrian bridge). Garage hours are: 5:00am-10:00pm (Monday-Friday). Saturday the Olympic structure is CLOSED. Underground parking is available in the California Market Center building.

2) California Market Center Main Garage hours are: 8:30am-10:00pm, Monday-Friday. Saturday hours are: 7:00am-6:00pm (For access to California Market Center on Saturdays, from street level, use 9th Street entrance.)

Skirball Cultural Center

Parking at the Skirball Cultural Center is free and located on-site at 2701 N. Sepulveda Blvd., Los Angeles, CA 90049.



Returned Check Fee

- 1) If for any reason a check does not clear for payment, a penalty of \$50.00 is charged to the student's account. The College cannot assume that the student has withdrawn from classes because the check has not cleared or has been stopped; payment and penalty remain due.
- 2) If sufficient payment is not made within 48 hours of notification, students with bounced checks or unacceptable credit cards may no longer attend classes.
- 3) Students who bounce checks lose their check-writing privileges for twelve months after their penalty charge is paid.
- 4) It is Otis College of Art and Design's policy that all classes be prepaid (including Continuing Education).

If for any reason a students' account should accrue a balance due (payment due, returned check, and/or dishonored credit card, etc), and that balance remains unpaid for more than fifteen (15) days, that account will be assigned to a Collection Agency. All accounts assigned to a Collection Agency will be charged collection costs, including but not limited to collection agency fees, as well as legal fees, and/or court costs. This information will be disclosed to credit reporting organizations.

HOW TO REGISTER

Registration applications must be accompanied by full payment of all tuition and fees and are processed in the order received. Early enrollment is advised.

Tuition and fees are listed with each course description. You must be registered in a course before the start of the second class session. Students not enrolled by the start of the second class session may not attend class.

Registration is completed ONLY through the Office of Registration and Records. Take care of all registration business (enroll, request a parking permit, add, drop, transfer or change credit status) at the Office of Registration and Records, or by calling 310.665.6950.

DISCLAIMER

Otis College of Art & Design reserves the right, in its sole discretion, to deny any persons registration or enrollment in, or admittance to, any Continuing Education or Pre-College course.

ONLINE REGISTRATION

You can now conveniently register and pay online with our secure system. Course enrollment is on a first come, first served basis. Online Registrations receive priority over walk-up, phone, or mail-in registrations (on a daily basis).

Please note that online payments are accepted via a third-party Payment Gateway, Sallie Mae Solutions Incorporated, which charges a 2.75% convenience fee on all transactions. The Convenience Fee is non-refundable in all cases, even if your course is cancelled by the College.

For more information regarding Online Registration, visit the website: www.otis.edu/ce

MAIL-IN REGISTRATION

Complete the registration form inserted in this catalog and mail to:

Office of Registration and Records
Otis College of Art and Design
9045 Lincoln Boulevard
Los Angeles, CA 90045

Payment may be made by MasterCard, VISA, or personal check. Please do not send cash.

Registration forms that are NOT completely filled out will not be processed.

TELEPHONE REGISTRATION

310-665-6950

Call the Office of Registration and Records between 9:00am and 4:00pm Monday-Friday. Please have your credit card number and expiration date ready. Telephone registration is for VISA and MasterCard payments only.

Please be prepared to provide all the information requested on the registration form on the back of this catalog at the time of your call.

IN-PERSON REGISTRATION

Please come to the Office of Registration and Records, located on the 2nd floor, Ahmanson Building, Goldsmith Campus.

Pay by MasterCard, VISA, or personal check (no cash or money orders please) in Room 207, Ahmanson Building, Goldsmith Campus. Monday-Friday, 9:00am-5:00pm.

See following Extended Hours.

Please note that in-person registrations may be submitted, but are not processed the same day.

FAX REGISTRATION

310-665-6956

Fax the entire registration form; please make sure to include your signature. For Visa and MasterCard payments only. Registration forms that are not completely filled out will not be processed.

EXTENDED EVENING AND SATURDAY REGISTRATION HOURS

The Office of Registration and Records will extend registration hours only during the first week of the semester.

Office of Registration & Records Extended Hours:

Saturday, 9:00am-3:00pm

Monday-Thursday, 8:30am-7:15pm

Friday, 9:00am-5:00pm

You may add/drop, transfer classes or, change credit status from time of registration, through the second class meeting of the semester. Registration personnel does not accept cash for registrations.

Parking Permits

310-665-6950
registration@otis.edu

Parking permits may be picked up in the Office of Registration and Records, 9045 Lincoln Blvd., Room 207, Goldsmith Campus, (Monday-Thursday 8:30am-7:15pm, Friday 9:00am-5:00pm and Saturdays 9:00am-3:00pm) during the first week of the semester. All questions regarding registration and parking should be directed to the Office of Registration and Records.

ADDING A COURSE

Students may add additional courses to their existing course schedule any time after the first class meeting and before the start of the second class meeting with no late fee. All students must register in a course prior to the second class meeting.

SCHEDULE/COURSE CHANGES AND CANCELLATIONS

310-665-6950
registration@otis.edu

Otis reserves the right to cancel, reschedule or combine classes; to change instructors; to increase or decrease class size, and to alter curricula. It also reserves the right to deny any student permission to enter or continue a course of study.

Courses may cancel on or before the first scheduled class meeting if enrollment is insufficient. If a class is canceled or rescheduled, you may request a transfer to another class; otherwise, you will receive a full refund of tuition and fees for the class that was canceled. Please allow four to six weeks for processing. Please call the Registration Office to initiate your refund.

CLASSROOM ASSIGNMENTS

Prior to going to their first class, students should refer to the classroom location lists posted at the building entrance or outside the Continuing Education office, located on the 2nd floor, Room 208.

TRANSFERS/STATUS CHANGES

To transfer from one course or section to another, or from non-credit to certificate or credit -status, please contact the Office of Registration and Records at 310-665-6950. Any changes must be completed by the end of the second class meeting. Transfers from credit to non-credit status are subject to the deadlines outlined in the Academic Calendar and Refund Policy.

GRADING POLICY

Non-Credit Status

No grades are assigned for Non-Credit classes. No records are kept, other than the registration schedule.

Certificate and Credit Status

Grades assigned upon completion or termination of a course taken for credit are:

- A Excellent
- B Good
- C Average
- D Poor
- F Failure

UW

Unofficial Withdrawal: Indicates that a student has "unofficially" withdrawn. The "UW" grade is equivalent to an "F" in calculating the grade point average.

W

Withdrawal: Indicates official withdrawal (done through the Office of Registration and Records). The "W" grade becomes part of the student's permanent record but is not included in the grade point average. Students must withdraw by deadline noted on Academic Calendar.

I

Incomplete: Given only in extreme circumstances with the instructor's and the Dean of Continuing Education's approval. Work must be completed within 4 weeks from the end of the semester in which the grade of Incomplete was granted; otherwise, a final grade of "UW" will result.

(Certificate status is not eligible for college credit and is non-transferable.)

Please contact the Office of Registration and Records for further information at 310-665-6950, or email registration@otis.edu

APPEAL OF GRADE

Grades are subject to revision by the instructor with the approval of the Dean of Continuing Education. Grade changes may be made only during the semester immediately following the semester in which the initial grade was given. After one semester has elapsed, all grades recorded in the Office of Registration and Records become a permanent part of the student's academic record, and no changes are allowed.

ATTENDANCE

The Otis College of Art and Design attendance policy is as follows: Instructors keep attendance records. All students, no matter what their enrollment status, are expected to attend class regularly and on time. Missing 20% of class meetings results in a failing grade. Three tardies are equal to one absence. Each student has an obligation to contribute to the academic performance of all through full participation in the work of each class. If special difficulties arise, the student should first consult his/her instructor. Contact the Continuing Education Office if there is no resolution.

REFUND POLICY

Office of Registration and Records

310-665-6950

registration@otis.edu

Full refunds of tuition and fees are granted if:

- 1) A course is canceled by the Continuing Education Division.
- 2) Course day or time is changed and the individual student cannot attend.
- 3) A course is filled before receipt of your registration form. Refunds are not given to students who notify the College of their withdrawal after the second class meeting.

Withdrawals and drops can be done by phone.

After you have registered for a course, and you do not attend the first or second meeting, ***it is your responsibility to notify the Registration Office at 310.665.6950 to request a partial refund.***

If a student's withdrawal or drop causes the course to be subsequently canceled, the Withdrawal Refund Policy and not the Cancellation Refund Policy applies to that student. Registration and Student Insurance Fees are non-refundable. Tuition refunds are granted for official drop and withdrawal procedures based on the following:

No Refund

Registration, insurance, and lab fees are not refundable in the case of withdrawal or drop. Refunds are not available to students who do not attend class and who do not officially drop or withdraw from their course. Refer to Drop and Withdrawal sections, below. Absolutely no refunds are given after the start of the second class meeting.

Full Tuition Refund (fees non-refundable)

100% refund of tuition and lab fees are given to students who notify the Registrar of their drop or withdrawal prior to the first class session.

Insurance and registration fees are non-refundable.

Partial Tuition Refunds (lab fees non-refundable)

Partial refunds are only given to students who drop or withdraw ***before*** the start of the second class meeting and are pro-rated as follows:

Classes that are scheduled to meet 11 or more sessions have a **10%** tuition charge when dropped after the first class.

Classes that are scheduled to meet 6-10 sessions have a **15%** tuition charge when dropped after the first class.

Classes that are scheduled to meet 3-5 sessions have **30%** tuition charge when dropped after the first class.

No refunds are issued to students who drop after the first class meeting for classes that are held for one or two sessions. Please refer to the catalog course listing sections for meeting times and number of class sessions.

Appeals

To appeal for a refund, which falls outside the policy outlined above, students must submit a written appeal to the Refund Committee. The appeal must outline specific reasons for the refund request. Appeals are addressed on a case-by-case basis. You will receive a written response. Refund Committee response time varies due to circumstances. Please mail your appeal to Refund Committee, Continuing Education, Otis College of Art and Design, 9045 Lincoln Blvd., Los Angeles, CA 90045 or email ce@otis.edu

Refund Processing

Once the information is received by the Office of Registration and Records, tuition refunds require a minimum of four weeks to process.

Payment Problems

A \$50.00 service charge will be added to a student's account for returned checks (see Fees section), including registration payments for canceled or dropped classes.

Students are responsible for any finance charges incurred on their credit card, including registration payments for canceled or dropped classes.

If sufficient payment is not made within 48 hours of notification, students with returned checks or unacceptable credit cards may no longer attend class.



DROP POLICY

Office of Registration and Records

310-665-6950

registration@otis.edu

Students must officially drop a class through the Office of Registration and Records. Students who for any reason find it impossible to complete the course in which they are enrolled should inform the Office of Registration and Records in person or by telephone immediately. Students who drop a course before the start of the second class meeting are eligible for a partial tuition refund based on the refund policy outlined above.

WITHDRAWAL POLICY

Office of Registration and Records

310-665-6950

registration@otis.edu

Students taking courses at certificate and credit level:

After the drop deadline a student may officially withdraw from a class by contacting the Office of Registration and Records in writing. A grade of "W" is assigned. The grade of "W" has no effect upon the grade point average. Failure to complete a course does not constitute official withdrawal nor does notifying the instructor. Students who do not meet the withdrawal requirements receive a failing grade. Please see Academic Calendar on page 5 for deadline.

ENROLLMENT VERIFICATION

Office of Registration and Records

310-665-6950

registration@otis.edu

Non-Credit Students: No permanent records are kept for non-credit students. Students requiring proof of their enrollment should request a verification in writing from the Office of Registration and Records before the end of the semester in which they are enrolled.

No permanent records are kept for Non-Credit students. Students requiring proof of their enrollment must complete an Enrollment Verification request form before the end of the semester in which they are enrolled. The Enrollment Verification form is available at the Registration Office and at www.otis.edu at the Registration and Records site, under forms. Please note that the Registration Office can only verify enrollment for Non-Credit courses. Since no academic records are kept, successful completion of the course cannot be verified.

TRANSCRIPTS

Office of Registration and Records


310-665-6950

registration@otis.edu

Official and unofficial transcripts are available to students taking classes for credit or certificate. In order for a student to obtain an official or unofficial transcript, they must complete the Transcript Request form available at the Registration Office or at www.otis.edu under Registration and Records. Transcript processing times and fees are listed on the Transcript Request form.

continuing education courses at the SKIRBALL CULTURAL CENTER

Otis College of Art and Design partners with a fellow arts organization to provide its outstanding Continuing Education courses throughout the community.



Ezra Jack Keats, "Crunch, crunch, crunch, his feet sank into the snow." Final illustration for *The Snowy Day*, 1962. Collage and paint on board. Ezra Jack Keats Papers, de Grummond Children's Literature Collection, McCain Library and Archives, The University of Southern Mississippi. Copyright Ezra Jack Keats Foundation.

Los Angeles

At the Skirball Cultural Center

The Skirball Cultural Center presents an array of visual, literary, and performing arts; enriching educational opportunities; a popular, interactive family destination, Noah's Ark at the Skirball™; plus dining and shopping, all in an acclaimed architectural setting.

From April 10 through September 7, 2014, the Skirball presents *The Snowy Day and the Art of Ezra Jack Keats*. Journey through the evocative world of the beloved children's book author and illustrator in this exhibition, which features more than eighty original works by the artist ranging from preliminary sketches to final paintings and collages. Keats' landmark book *The Snowy Day* (1962) was the first modern, full-color picture book to feature an African American protagonist. Published during the height of the civil rights movement in America, the book transformed his career in children's literature. Also on display are examples of Keats' lesser-known work inspired by Asian art and haiku.

Opening May 2014, the Skirball is pleased to embark on a collaborative project with Fallen Fruit. The project will be in keeping with Fallen Fruit's ongoing work, which focuses on urban space, neighborhood, located citizenship, and community in relation to fruit.

For more information about these and other offerings at the Skirball, visit www.skirball.org.

Compressed Forms: Slice of Memoir, Flash Fiction, or Poetry, page 87

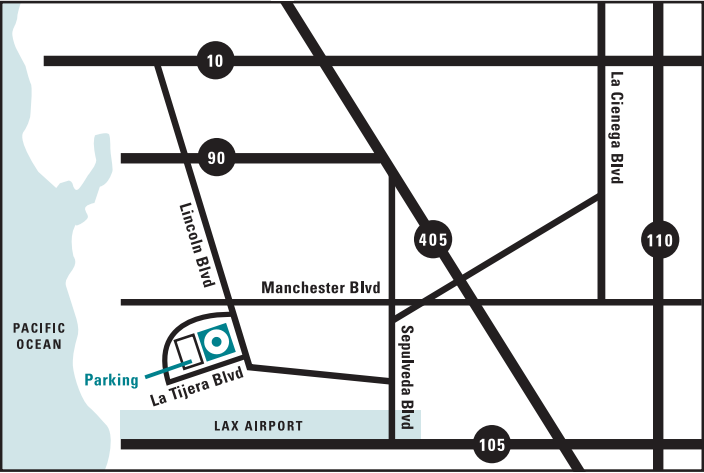
Introduction to Fine Silver Metal Clay, page 69

Illustrating Children's Books, page 36

For further information: www.otis.edu/ce
or call 310-665-6850.

HOW TO GET TO OTIS

ELAINE & BRAM GOLDSMITH CAMPUS



The Goldsmith Campus is located across from Westchester Park at:
**9045 Lincoln Blvd.,
Los Angeles, CA
90045**

For course information
please call 310-665-6850.
For security please call
310-665-6956.

OPEN HOUSE

Art & Design Programs
Saturday, May 10, 2014 1pm-3pm

Orange County

San Diego Fwy 405 North,
to Century Fwy 105 West (to Airport).
Exit at Sepulveda North
(to Airport through tunnel, under LAX runway).
Turn left on Lincoln Blvd. (North) to
9045 Lincoln Blvd.
(on left, across from Westchester Park).

Santa Monica

Lincoln Blvd. South to 9045 Lincoln Blvd.
(on right, across from Westchester Park).

Glendale/Pasadena

Glendale Fwy 2 South,
to Golden State Fwy 5 South,
to Harbor Fwy 110 South,
to Century Fwy 105 West (to Airport).
Exit at Sepulveda North
(to Airport through tunnel, under LAX runway).
Turn left on Lincoln Blvd. (North) to
9045 Lincoln Blvd.
(on left, across from Westchester Park).

Canoga Park/Woodland Hills

San Diego Fwy 405 South,
to Century Fwy 105 West (to airport).
Exit at Sepulveda North (to Airport through tunnel,
under LAX runway).
Turn left on Lincoln Blvd. (North) to
9045 Lincoln Blvd.
(on left, across from Westchester Park).

San Pedro/Long Beach

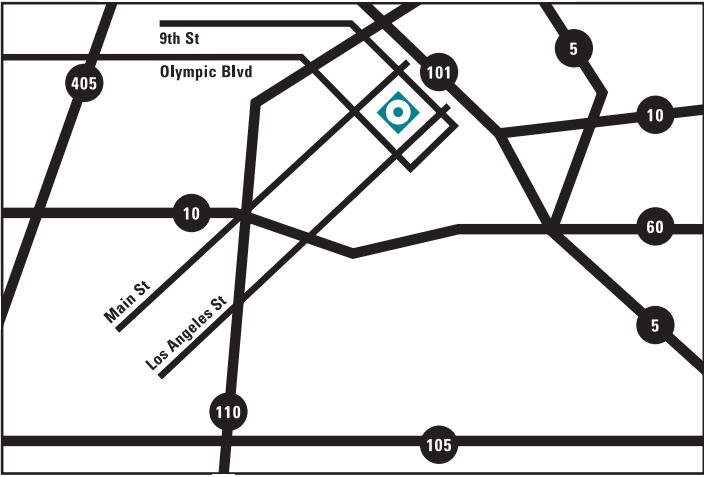
San Diego Fwy 405 North,
to Century Fwy 105 West (to Airport).
Exit at Sepulveda North (to Airport through tunnel,
under LAX runway).
Turn left on Lincoln Blvd. (North) to
9045 Lincoln Blvd.
(on left, across from Westchester Park).

Pomona/Ontario

San Bernardino Fwy 10 West,
to Harbor Fwy 110 South,
to Century Fwy 105 West (to Airport).
Exit at Sepulveda North (to Airport through tunnel,
under LAX runway).
Turn left on Lincoln Blvd. (North) to
9045 Lincoln Blvd.
(on left, across from Westchester Park).

HOW TO GET TO

OTIS CALIFORNIA MARKET CENTER



California Market Center is bounded by Main St., Los Angeles St., 9th St. and Olympic Blvd.
**110 East 9th St.,
Los Angeles, CA
90079**

For course information please call 310-665-6850.
For security please call 213-630-3700.
Otis is located on the second floor of the California Market Center.

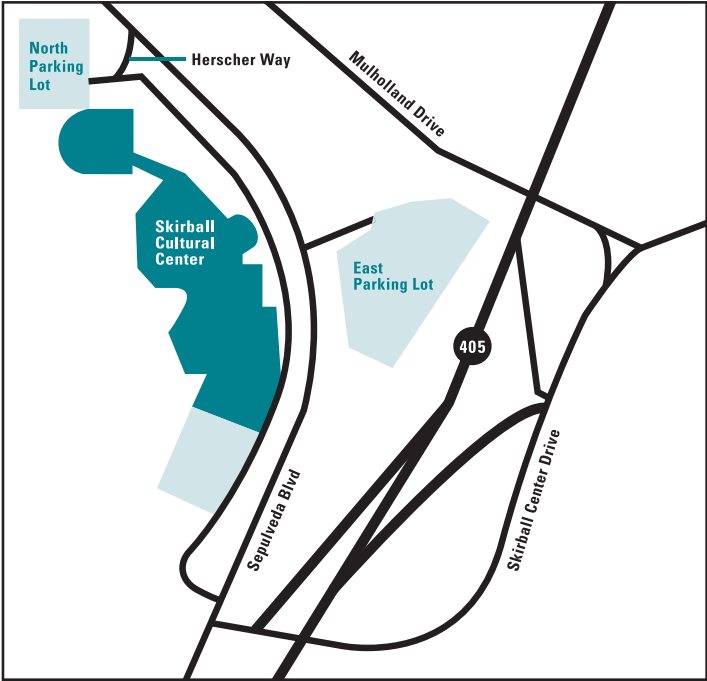
HOW TO GET TO

OTIS MID-WILSHIRE STUDIO

Located just west of Fairfax, at:
**6124 Wilshire Boulevard, Los Angeles
90048**, adjacent to Los Angeles museums, galleries, and attractions.

For directions, please call 310-665-6850
or email otisce@otis.edu

HOW TO GET TO SKIRBALL CULTURAL CENTER



Located just west
of the 405 fwy at:
**2701 N. Sepulveda
Blvd., Los Angeles
90049**

For directions please
call 310-440-4500.

For course information
please call 310-665-6850.

For security please call
310-440-4676.

www.skirball.org

CONTACTS

Otis College of Art and Design
Elaine & Bram Goldsmith Campus
9045 Lincoln Boulevard
Los Angeles, CA 90045

Continuing Education Office, Room A208
Office hours: M-F, 8:30am – 5:00pm
310-665-6850
email: otisce@otis.edu
web: www.otis.edu

Registration Office, Room A207
Office hours: M-F, 8:30am – 5:00pm
310-665-6950
fax: 310-665-6956
email: registration@otis.edu

Campus Security
Foyer, Ahmanson Building
310-665-6965

Computer Lab, Room A401
310-665-6810

Photography Lab, Room A601
310-665-6971

Woodshop, Room A701
310-665-6970

Student Affairs, Room A103
310-665-6960

Ben Maltz Gallery
Bronya and Andy Galef Fine Arts Building, 1st Floor
310-665-6905

Millard Sheets Library, Room A306
310-665-6930

Otis College of Art and Design
California Market Center Campus
110 East 9th Street, Suite C 201
Los Angeles, CA 90079
310-665-6875

California Market Center Security
213-630-3700

Skirball Cultural Center
2701 N. Sepulveda Boulevard
Los Angeles, CA 9009
310-665-6875

Skirball Cultural Center Security
310-440-4676

GENERAL INDEX

Academic Calendar	3	Grading Policies	103
Accreditations/Affiliations	97	Holidays	3
Adding Courses	103	Instructor Biographies	85
Administration	112	Insurance Fees	100
Art Gallery	4	Lab Fees	100
Attendance Policy	104	Late Registration Fees	100
Canceled Courses	103	Library Privileges	94
Certificate Programs	96	Mail-In Registration	102
Change of Status	103	Online Registration	102
Classroom Assignments	103	Open House	Inside Front Cover
Class Schedule	5	Parking Permits	100
Computer Lab Hours/Privileges	94	Prerequisite Courses	97
Contacts	109	Privacy Act	98
Course Index	110	Refund Policy	104
Credit/Non-Credit Policies	97	Registration Procedures	102
Daily Schedule	5	Returned Checks	101
Darkroom Privileges	95	Security	99
Degrees Offered	97	Students with Disabilities	98
Directions to Otis – Maps	107	Transcripts	105
Discounts	99	Transfer/Status Changes	103
Drop Policies	105	Tuition Discounts	99
Extended Registration Hours	102	Withdrawal Policy	105
Financial Aid	98		

COURSE INDEX

A-B		Illustration	36	Introduction to	
Animation	24	Interior	37	Digital Design	22
Art Education	12	Lighting	42	Photoshop	22
Art History	16	Product	44	Web Design I	23
Art Tours	17	Textile	48	Web Design II	23
		Web	23	Dill, Laddie John	61
C		Digital Imaging	22	Draping	30
Children's Workshops	80	Digital Media Arts	19	Drawing	58
College Preparation	78	Animation, 2D/3D	24	Drawing and Composition	58
Color Theory	33	Apps Development	25	Drawing on the Right Side	
		Certificate Program	19	of the Brain	58
D		Character Design	26	Life Drawing	59
Design	18	Digital Drawing &		Perspective Drawing	59
Digital	19	Illustration I	23		
Fashion	27	Digital Imaging I	22		
Furniture	68	Digital Imaging II	23		
Graphic	32	Digital Photography	26		
		Illustrator	23		

E-F		Interior Design	37	Product Design	44
Fashion Design	27	Certificate Program	37	Professional Development	75
Certificate Program	27	Design Studio I, II, III	41	R-S	
Draping I	30	Drafting I, II	40	Right Brain Drawing	58
Fashion Illustration	31	Fundamentals of 3D Design	39	Sculpture	66
Introduction to		Introduction to		Sewing	30
Apparel Construction	30	Interior Design	39	Silkscreen	64
Introduction to Design,		Perspective	39	T	
Merchandising, and		Jewelry Design	68	Teachers	
Entrepreneurship	31	Laddie John Dill	61	Arts Education	12
Introduction to		Letterpress	64	Textile/Surface Design	48
Fashion Design	29	Life Drawing	59	Tours	17
Patternmaking I	30	Lighting Design	42	Typography	34
Sewing I	30	AutoCAD	43	U-Z	
Sewing II	31	Certificate Program	42	Watercolor	63
Fashion Photography	74	Drafting I	42	Web Design	23
Figure Drawing	59	Drafting II	43	Welding	66
Film	52	Internship	43	Writing	86
Fine Arts	54	Master Painting with		Young Artist Workshops	80
Certificate	55	Laddie John Dill	61		
Drawing	58	P-Q			
Jewelry	68	Painting	61		
Painting	61	Acrylic	61		
Printmaking	64	Advanced Watercolor	63		
Sculpture	66	Encaustic	62		
Furniture & Woodworking	68	Fresco Painting	62		
Machine Woodworking	68	Introduction to Painting	61		
G-H		Master Painting with			
Graphic Design	32	Laddie John Dill	61		
Certificate Program	32	Painting Workshop	63		
Color Theory & Design	33	Trompe L'oeil	63		
Final Portfolio	35	Watercolor	63		
Fundamentals of		Patternmaking	30		
2-D Design	34	Perspective	59		
Introduction to		Photography	71		
Graphic Design	32	Certificate Program	72		
Letterpress	35	Digital Photography	26		
Typography I, II	34	Fashion Photography	74		
Handcrafted Arts and Design	67	Introduction to			
Ceramics	68	Black & White Darkroom	73		
Furniture and Woodworking	68	Introduction to Photography	72		
Jewelry	68	Lighting Techniques	73		
Metal	70	Street Photography	74		
I-O		Photoshop (Adobe)	22		
Illustration	36	Precious Metal Clay	68		
Character Design	36	Pre-College Courses	77		
Digital Drawing		Printmaking	64		
& Illustration	36	Digital Silkscreen	64		
Illustrating Children's Books:		Digital Letterpress	65		
An Intermediate Course	36	Letterpress	64		
Illustrator (Adobe)	23	Silkscreen	64		

ADMINISTRATION/BOARD MEMBERS

Board of Trustees

Thomas R. Miller, *chair*
Susan Crank, *vice chair*
Rodney Freeman, *vice chair*
Bob McKnight, *vice chair*
Marisa Arango
Jennifer Bellah Maguire
Gail Buchalter
Stephanie Cota
Gary Cypres
Bettye Dixon
Robert Feldman
Frederick Fisher, *ex-officio*
Bronya Pereira Galef, *chair emerita*
Bryant Garth
Elaine Goldsmith, *chair emerita*
Samuel Hoi, *ex-officio*
Kirk R. Hyde
Steve Jarchow
Lawrence Lyttle
Winifred White Neisser
Christopher Wicks
Wendy Wintrob
Roger Wyett
Diane Ziering

Board of Governors

Steven Abram
Sibyl Buchanan
Ellen Castleman
John R. Davis
Chris Do
Steven Ehrlich
James Evans
Ann R. Gooding ('87 MFA)
Lena Hermansson
Michael Hodgson
Barbara Horwitz
Chip Houghton
Ronald L. Leibow
Kirk Nix
Shelly E. Reid
Stephen Sheanin
Jean Smith
Claudia Teran
Wendy Wintrob
Adrianne Zarnegin
Judy Bernstein, *ex-officio*
Ruth Linnick, *ex-officio*
Alex Slade, *faculty representative*

Administration

Samuel Hoi, *president*
Kerry Walk, *provost*
Randall Lavender, *vice provost*
Dana Lopez, *vice president of human resources development*
William Schaeffer, *vice president of administrative and financial services*
Andrew Armstrong, *director, technical support services*
John P. Axtell, *media relations manager*
Fred Barnes, *director, student counseling services*
Carol Branch, *director, student resources center & title IV coordinator*
Felipe Gutierrez, *director, academic computing*
Jessica Huerta, *director for financial aid*
Laura Kiralla, *assistant vice president, student success & dean of student affairs*
Kristi Kramer, *director of development*
Meg Linton, *director of galleries and exhibitions*
Sue Maberry, *director of the library and instructional technology*
Anna Manzano, *registrar*
Claude Nica, *chief facilities and operations officer*
Monique Ramsey, *director, student accounts*
Margi Reeve, *director, communications & special projects*
Ed Schoenberg, *special assistant to president for student success*
Yvette Sobky Shaffer, *dean of admissions & financial aid*
Barbara Tecle, *director, purchasing*

Continuing Education and Pre-College Programs

Amy A. Gantman, *dean*
Inez Bush, *associate director, pre-college programs and professional development for teachers*
Kathleen Masselink, *assistant director, continuing education*
Kiana Archer, *program specialist*
Maxwell Boersma, *program assistant*
Maxine Carroll, *receptionist*
Diana McCrimmon, *program assistant*
Heather Zeiden, *program assistant*

																				2014										25																			
Otis ID# / SSN (required for CT or CR)										M/F										Birthdate (mm/dd/yy)										Year (Semester)										Session									
Legal Last Name																				Legal First Name																				MI									
Home Address (Required)																														Apartment																			
City																				State																				Zip									
Mailing Address (If different from Home Address)																														Apartment																			
City																				State																				Zip									
Cell																				Work																													
Email Address																																																	

*All above information is required to register. Incomplete forms will not be processed.

Enter your courses below

Reg# (ex: 12345; not "X" number)	Course Title		Tuition
		<input type="checkbox"/> non-credit <input type="checkbox"/> certificate <input type="checkbox"/> credit	
		<input type="checkbox"/> non-credit <input type="checkbox"/> certificate <input type="checkbox"/> credit	

Check #:	Amount:	\$50 Early Bird Discount (Where Applicable)	
MC / Visa #:			
Exp. Date:	Billing Zip:	Other Discounts	
Cardholder's Name:		Subtotal	
Do you need parking?	<input type="checkbox"/> yes <input type="checkbox"/> no	Non-refundable Registration Fee if semester tuition totals \$101 or more (no fee for children ages 5-12)	\$25.00
Parking sticker #		Non-refundable Student Insurance Fee	\$14.00

(For Office Use Only)

Initial	Date	Initial	Date
---------	------	---------	------

Process by	Student Accounts
------------	------------------

- 1) Enter all information requested. Incomplete applications will not be processed. Signature is required.**
- 2) Social Security number is mandatory for Certificate and Credit classes.**
- 3) Be certain that check/charge is for the correct amount including registration fee, lab, certificate, and other fees where applicable.**
- 4) Make checks payable to OTIS. DO NOT SEND CASH, MONEY ORDERS OR CASHIERS CHECKS. To charge your fees to MasterCard or Visa, enter the credit card number and expiration date on the registration form. Please refer to catalog for correct cost of class.**
- 5) No refunds after the second class meeting. Please refer to catalog for further information.**

\$50 Early Bird Discount (Where Applicable)	
Other Discounts	
Subtotal	
Non-refundable Registration Fee if Registration totals \$101 or more (Fee for children ages 5-12)	\$25.00
Non-refundable Student Insurance Fee	\$14.00
Non-refundable Lab Fees	
30 Day Late Registration Fee (after first class session)	
Total	

Total

6) All accounts assigned to a Collection Agency will be charged collection costs, including but not limited to collection agency fees, as well as legal fees, and/or court costs.

Early Bird Registration where applicable valid through May 10, 2014.

Students are responsible for all policies and academic regulations published in the Continuing Education Catalog.

Signature _____ Date _____

*By signing, you certify that all information provided on this form is true and correct.

tear-off and return

TO ENROLL FOR SUMMER 2014 CLASSES

- 1) Complete all information on above application form.
- 2) Enclose check or payment information.

3) Sign and mail form to:

Office of Registration and Records
Otis College of Art and Design
9045 Lincoln Blvd., Los Angeles, CA 90045
310-665-6950 8:30am-5pm M-F
or Fax to 310-665-6956 (credit cards only)

OTIS

PERIODICALS

Otis College of Art and Design

Continuing Education

9045 Lincoln Boulevard, Los Angeles, CA 90045

USPS 503-650

Mail To:

SUMMER **2014**



NEW
ONLINE COURSE
IN APP DESIGN

Open House
Saturday, May 10, 2014
1:00pm – 3:00pm

Courses Begin
May 31, 2014

(310) 665-6850
otisce@otis.edu
www.otis.edu/ce

Register for all
courses at
otis.edu/ce