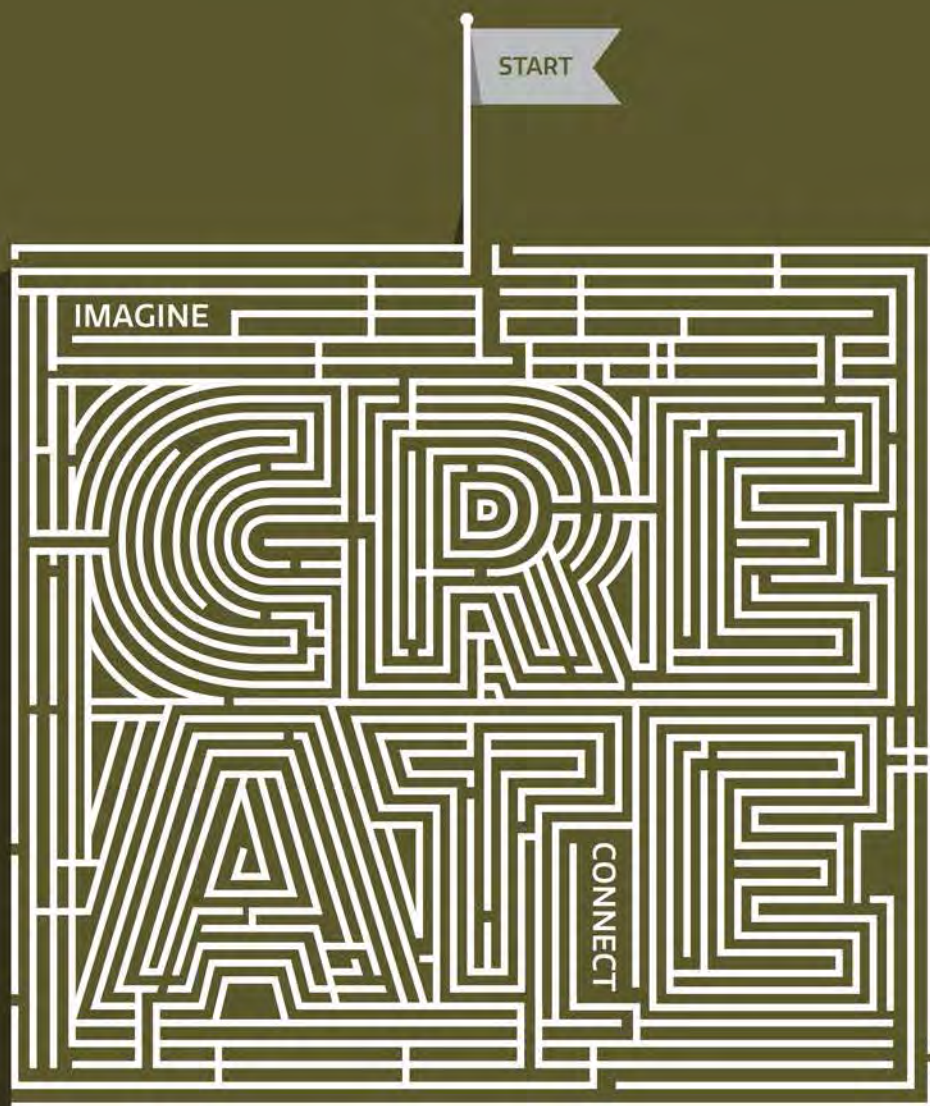


# OTIS

# CONTINUING EDUCATION & PRE-COLLEGE PROGRAMS

Otis College of Art and Design

Fall 2016





PERIODICALS

Otis College of Art and Design  
**Continuing Education**  
9045 Lincoln Boulevard, Los Angeles, CA 90045

**USPS** 503-650  
**Mail To:**

## Look Inside for Courses throughout the Community

Camera Obscura Art Lab, Santa Monica  
Los Angeles County Arboretum & Botanic Garden, Arcadia  
Skirball Cultural Center, Los Angeles



## Fall 2016


Open House  
**Sunday, August 21, 2016**  
**1:00pm – 3:00pm**

Courses Begin  
**September 10, 2016**

# CONTENTS

Sections are listed alphabetically by title. Course descriptions and schedules are located on the pages indicated.

ART EDUCATION	8	PROFESSIONAL DEVELOPMENT	84
ART HISTORY AND TOURS	12	WRITING	87
DESIGN	14	CERTIFICATE PROGRAMS	
Digital Media Arts	15	Art Education	8
Fashion Design	25	Digital Media Arts	15
Graphic Design	31	Fashion Design	25
Illustration	36	Fine Arts	56
Interior & Home Design	38	General Information on Certificate Programs	98
Lighting Design	43	Graphic Design	31
Product Design	46	Interior & Home Design	38
Textile/Surface Design	51	Lighting Design	43
FINE ARTS	55	Photography	75
Drawing	60	Product Design	46
Painting	63	Textile/Surface Design	51
Printmaking	67		
Sculpture	69	INSTRUCTOR BIOGRAPHIES	90
HANDCRAFTED ART AND DESIGN	70	GENERAL INFORMATION	95
Ceramics	71	Additional Information	98
Furniture and Woodworking	71	Computer Center	96
Glass	71	Contacts	110
Jewelry	72	Facilities	96
Metal	73	Index	110
PHOTOGRAPHY	75	Instructor Biographies	90
PRE-COLLEGE AND K-12 PROGRAMS	79	Locations	109
Portfolio Preparation	80	Photography Lab	97
Young Artist Worksops	82	Refund Policy	106
		Registration Information	104



## Kimberly Brooks Receives 2016 Franklyn Liegel Award for Teaching Excellence

I am delighted to announce that instructor Kimberly Brooks is the recipient of the *2016 Franklyn Liegel Award for Teaching Excellence*. The selection committee considered four primary factors in making its decision: award criteria (listed below), student evaluations of teaching, nominations received, and convergence of nominating constituencies. In honor of Ms. Brooks' achievements, she will be featured in several Otis publications, as well as formally recognized at Fall 2016 Convocation. This special acknowledgement also carries a cash award of \$1,250.



**About the Recipient:** *Kimberly Brooks* received a BA from University of California, Berkeley; additional studies at Otis College of Art and Design and UCLA. Ms. Brooks is a contemporary American painter who blends figuration and abstraction to explore a variety of subjects dealing with memory, history, and identity. Brooks' work is collected nationally and abroad. Her work has also been showcased in juried exhibitions and included in curated exhibitions at the Whitney Museum of American Art, The Museum of Modern Art, California Institute of the Arts, and Los Angeles County Museum of Art. She is also the Founder/Creative Director of Lightray Productions, a successful Web Development firm in the Los Angeles area, with a roster of high profile clients including Warner Music Group, Disney, AOL, Apple, NASA and the LAPD.

**About the Award:** Franklyn Liegel, exhibiting fine artist, Otis Continuing Education faculty member, and MFA alumnus, passed away in 2012. This award was named in recognition of Liegel's dedication to Otis, commitment to education, and his own extraordinary ability to inspire others. Beginning in 2013, one outstanding educator from Otis Continuing Education and Pre-College Programs is recognized annually for his or her commitment to Otis, clear, effective teaching, and ability to motivate and inspire the success of students.

**Criteria:** The Franklyn Liegel Award for Teaching Excellence is presented to a longstanding Continuing Education or Pre-College instructor who has demonstrated a sustained ability to:

- › Incite curiosity in, motivate, and enhance the success of students.
- › Inspire and earn the admiration of departmental colleagues.
- › Create a lasting and gratifying impression of an extraordinary educator.
- › Challenge students and increase their capacity for independent thought.

**Eligibility:** All Continuing Education and Pre-College Program faculty members, who have taught one or more courses over a minimum of three consecutive academic years, are eligible. Past recipients of an Otis teaching award (within five years) are not eligible.

Kimberly Brooks' selection as recipient of this special award speaks volumes about her outstanding gift as an educator. Otis appreciates her dedication to her students and commitment to providing the highest quality educational experience.

### Amy Gantman

DEAN, CONTINUING EDUCATION & PRE-COLLEGE PROGRAMS  
OTIS COLLEGE OF ART AND DESIGN



# FALL 2016 ACADEMIC CALENDAR

## MONDAY, JULY 11, 2016

---

### **Registration begins**

Early Bird Registration Discount period begins.

See General Information section, page 95.

Phone registration is Monday – Friday,

9:00am – 4:00pm.

## SATURDAY, SEPTEMBER 10, 2016

---

### **Classes Begin**

Classes start Saturday through Thursday

September 10 – September 15

## FRIDAY, NOVEMBER 11, 2016

---

### **Withdrawal deadline**

(for certificate and credit students only)

No refunds available

## MONDAY, DECEMBER 8, 2016

---

### **Classes end**

## SATURDAY, AUGUST 21, 2016

---

### **Continuing Education Open House**

All Art and Design Programs

Goldsmith Campus in Westchester

1:00pm – 3:00pm

Early Bird Discount ends at end of Open House.

(NOTE: No phone registration)

## ADD/DROP DEADLINE

---

### **Before The Second Class Meeting**

You may add, drop, and/or change status  
before the start of the second class meeting.

No refunds are issued after the second class  
meeting. See refund policy, page 107.

## WEDNESDAY, NOVEMBER 23 – SUNDAY, NOVEMBER 27, 2016

---

### **Thanksgiving Holiday**

No classes

Administrative Offices closed

# BEN MALTZ GALLERY

## AT OTIS COLLEGE OF ART AND DESIGN

---

The Ben Maltz Gallery serves Los Angeles' vigorous art community and the city's diverse public at large. It is an important resource for the students at Otis, exposing them to a wide range of contemporary art and ideas through its exhibitions, catalogs, and events. Highlighting work that pushes the frontiers of traditional form and subject matter, the Gallery typically exhibits emerging and established Los Angeles artists and designers, placing them in the context of national and international programming. The Gallery both originates and participates in national touring exhibitions.

Ben Maltz Gallery is located on the ground floor of the Galef Center for Fine Arts on the Goldsmith Campus. Gallery hours: Tue-Fri 10am-5pm | Sat-Sun 12-4pm | Closed Monday and major holidays. Free admission and parking. For more information or to join the gallery e-list for announcements of events: [galleryinfo@otis.edu](mailto:galleryinfo@otis.edu) | 310-665-6909 | [www.otis.edu/benmaltzgallery](http://www.otis.edu/benmaltzgallery)

### EXHIBITION SCHEDULE

---

#### *Polly Apfelbaum: Face Geometries and Naked Eyes*

September 24 – December 4, 2016


**Opening Reception: Saturday, September 24, 4-6pm**

New York-based artist Polly Apfelbaum's work has situated itself as a hybrid of painting, sculpture, and installation over a career spanning 30 plus years.

For *Face Geometries and Naked Eyes*, Apfelbaum has worked with a carpet artisan in Oaxaca, Mexico to design and produce four large, 13 x 25 foot area rugs inspired by a Tree of Life mosaic she encountered in Otranto, Italy, as well as LA's rich history in New Age spirituality, Czech Fluxus artist Sonia Svecova's eye collages of the 1960s, and Chilean film director Alejandro Jodorowsky's mystical and religious film *Holy Mountain* (1973).

In addition to the new site-specific floor pieces, *Face Geometries and Naked Eyes* will also include

over forty ceramic and wooden sculptures produced between 1987-2016 – many of which have never been exhibited before – as well as handmade ceramic beads suspended on thread. Visitors will be invited to take their shoes off and spend time in the installation. This will be Apfelbaum's first solo institutional show in Los Angeles. Programming for this exhibition will include musical performances, lectures, and readings, including a walk-thru with the artist; a lecture by New York-based curator and critic Bob Nickas; a lecture by writer and curator Cornelia Lauf; and a screening of *Holy Mountain*, introduced by Apfelbaum. For full schedule, please visit [www.otis.edu/benmaltzgallery](http://www.otis.edu/benmaltzgallery).



Polly Apfelbaum,  
*Deep Purple, Red Shoes*,  
2015 at Bepart, Waregum,  
Belgium

# courses throughout the community

Otis College of Art and Design partners with fellow arts organizations to provide outstanding Continuing Education courses throughout the Southern California Community.

## ARCADIA

---

### AT THE LOS ANGELES COUNTY ARBORETUM AND BOTANIC GARDEN

The Los Angeles County Arboretum and Botanic Garden is a 127 acre public garden devoted to displaying plants of botanical and horticultural interest from around the world. It provides garden and plant related education and public service programs to all age groups.

- > Advanced Watercolor
- > Color Theory & Design
- > Graphite I for Botanical Illustration
- > Watercolor Painting

## SANTA MONICA

---

### AT THE CAMERA OBSCURA ART LAB AT 1450 OCEAN

The Camera Obscura Art Lab at 1450 Ocean is a hive of activity, where adults of all ages can roll up their sleeves and dive into hands-on crafts, art, and cultural programs. Learn to make a mosaic tabletop, paint a landscape, knit a market bag, practice salsa moves, learn to take better photos, and much more. There's always something new at the Art Lab!

- > Illustrating Children's Books
- > Drawing & Meditative Mindfulness
- > Jewelry Design: Bead Stringing, Knotting, & Wire Wrapping

## LOS ANGELES

---

### AT THE SKIRBALL CULTURAL CENTER

The Skirball Cultural Center presents an array of visual, literary, and performing arts; enriching educational opportunities; and interactive family destination, Noah's Art at the Skirball; plus dining and shopping – all in an architecturally stunning setting.

- > Autobiography, Memoir, or Fiction
- > Drawing & Composition
- > Introduction to Fine Silver Metal Clay
- > Introduction to Glass Fusing
- > Pop for the People:  
A Screenprint Workshop

For further information, please email [otisce@otis.edu](mailto:otisce@otis.edu) or call 310 665 6850.

# CONCURRENT ENROLLMENT

Otis Courses are Now Available to the General Public

Attend Otis College of Art and Design's outstanding Liberal Arts and Sciences courses for college credit through Continuing Education Concurrent Enrollment Program.

Please note that these courses are immediately transferable for Otis undergraduate credit. Enrollment is on a space available basis and must be approved by the instructor of record. Please contact [otisce@otis.edu](mailto:otisce@otis.edu) or 310-665-6850 for further information.\*

\*Current Otis undergraduate students wishing to enroll in these courses should contact the Registration office at [otisreg@otis.edu](mailto:otisreg@otis.edu); or 310-665-6951 regarding Summer Session enrollment information.

OTIS COLLEGE OF ART AND DESIGN

## SPECIAL ONE-YEAR PROGRAM

If you want to develop new skills, hone your body of work to apply for graduate school, or do a professional refresher, the Special One-Year Program is an opportunity to study full-time at one of the country's top colleges of art and design. This year-long program is primarily taken at the undergraduate senior level, although some flexibility in course selection allows a program that suits individual backgrounds and needs. All undergraduate programs, with the exception of Fashion Design, offer this special opportunity.

Candidates must hold a bachelor's degree, hold US citizenship or permanent residency, have considerable professional art or design experience, and meet the same admissions requirements as BFA applicants.

For further information, please visit [www.otis.edu/admissions](http://www.otis.edu/admissions) or call 800-527-OTIS (6847).



# ART EDUCATION



For further information, please call 310-665-6864.  
To register, visit [www.otis.edu/ce](http://www.otis.edu/ce)

# Art Education

**ART EDUCATION CERTIFICATE PROGRAM** is a sequence of courses that provides intensive study in art education for individuals who already hold a BA, BFA, MA, or MFA in Fine Art / Design / Media Art. Offered in collaboration with Otis' Artist, Community and Teaching (ACT) Program, the certificate program offers two tracks to choose from. The **Teacher Credential Preparation Track** is designed to prepare individuals who wish to obtain the *California Single Subject in Art Teaching Credential* needed to teach in California grades K-12 public schools, by fulfilling the CA Commission on Teacher Credentialing Subject Matter in Art requirements. The **Teaching Artist Track** is designed to prepare students for positions that do not require a credential such as teaching artist in K-12 public or private schools, artists in residence programs, correctional facilities, museum education departments, non-profit arts organizations, etc. (SOC-25-3099\*)

## Students may enroll in one of two tracks:

### 1) Teacher Credential Preparation Track:

Successful completion of this Certificate at the college credit level would allow students to qualify for a CSET waiver.

#### Program Prerequisite:

Students must already hold a BA, BFA, MA, or MFA in fine art/design/media art. Subject Matter Competency evaluation (Portfolio and Transcript review) by the ACT Director is required for enrollment in the Teacher Credential Preparation track only. For more information about this evaluation please refer to the ACT website. (<http://www.otis.edu/artists-community-teaching/cset-waivers>)

#### Elective Courses:

Teacher Credential Preparation Track electives are chosen through advisement with the ACT Director, 310-846-2632.

### 2) Teaching Artist Track:

This Certificate prepares artists to teach in programs that do not require a CA Teaching Credential (private schools, visiting artist in schools, artists in residence programs, correctional facilities, museum education departments, non-profit arts organizations).

#### Program Prerequisite:

Students must already hold a BA, BFA, MA, or MFA in fine art/design/media art.

## ESTIMATED TOTAL PROGRAM COST

The estimated program costs listed are based on students completing two courses per term (five terms) over a two-year period. Please refer to our website for detailed program costs. (<http://www.otis.edu/ce>) A completed Certificate Application and \$175 fee are required for official enrollment in the Certificate program.

**Note:** Certificate program courses are open to all students. Students interested in taking certificate program courses for professional growth or personal development, are welcome to attend.

For further information, or to speak with a counselor, please call 310-665-6864.

**All courses take place at Otis College of Art and Design's Elaine & Bram Goldsmith Campus, unless otherwise noted.**

**SPECIALIZATION TRACKS:**  
(CHOOSE A TRACK AND TAKE  
COURSES INDICATED)

**Teacher Credential Preparation Track**  
(11 Course Sequence)

The following required courses must be taken for college credit in order to qualify for a CSET waiver. Courses are offered concurrently with the Otis undergraduate program and are typically scheduled during the day at the discretion of undergraduate administration:

<b>XAED212</b>	Teaching for Learning I (Spring†)	3.0
<b>XAED336</b>	Teaching Internship (Fall†)	2.0
<b>XAED412</b>	Teaching for Learning II (Spring†)	3.0

**Required courses taken through  
Continuing Education:**

Studio Electives (studio and/or art history)	8.0
<i>Chosen through advisement with ACT Director, based on CA Commission on Teacher Credentialing Subject Matter in Art Competency Requirements.</i>	

**Total Credits:** 16.0  
**Estimated total cost: \$23,090\*\***

**Teaching Artist Track**  
(10 Course Sequence)

The following required courses are offered concurrently with the Otis undergraduate program and are typically scheduled during the day at the discretion of undergraduate administration:

<b>XAED245</b>	Community Arts in LA (Fall†)	3.0
<b>XAED212</b>	Teaching for Learning I (Spring†)	3.0
<b>XAED335</b>	Community Arts Internship (Fall†)	2.0
<b>XAED412</b>	Teaching for Learning II (Spring†)	3.0

**Required courses taken through  
Continuing Education:**

Studio Electives	6.0
<i>Can be taken in the undergraduate program (with instructor's approval) or Continuing Education. ACT Special Topics courses and CE Media Arts for Educators Certificate courses are highly recommended studio electives.</i>	

**Total Credits:** 17.0  
**Estimated total cost: \$7,600\*\***

**TEACHER CREDENTIAL TRACK  
CORE COURSES:**

**Teaching Internship**

*Early Start*

Students intern as TA's for credentialed art teachers in diverse K-12 public schools to expand and reflect on their understanding of arts education theory in conjunction with the reality of the public school system. Required for Teacher Credential Preparation Track students.

**Prerequisite:** LIBS213 / XAED212 Teaching for Learning I, or instructor's approval

**First class materials:** Writing materials, draft of resume/cv, usb drive

*August 30 – December 13 (no mtg. 11/8)*

*Tues 8:00–11:00AM / 15 sessions / 8 students*

**Reg# 35112:** \$655 Non-Credit

**Reg# 35113:** \$695 Certificate Credit

**Reg# 35114:** \$2740 College Credit (2.0)

*Instructor: Patricia Kovic*

**XAED336**

**TEACHING ARTIST TRACK**

**Community Arts Internship**

*Early Start*

Students intern at K-12 schools, museums, galleries, or cultural organizations to expand and reflect on their understanding of arts education theory and community engagement in the context of teaching artistry. Required for Teaching Artist Track students.

**Prerequisite:** AHCS220 / XAED245 Community Arts in LA, or instructor's approval

**First class materials:** Note taking materials, draft of resume/cv, USB drive

*August 30 – December 13 (no mtg. 11/8)*

*Tues 8:00–11:00AM / 15 sessions / 8 students*

**Reg# 35118:** \$655 Non-Credit

**Reg# 35119:** \$695 Certificate Credit

**Reg# 35120:** \$2740 College Credit (2.0)

*Instructor: Patricia Kovic*

**XAED335**

† Subject to change

\*\*Estimated costs include application, tuition, registration, insurance, supplies, and books

# TEACHER DISCOUNTS

apply to most Otis Continuing  
Education courses.

For information, see page 101.

## ELECTIVES:

### Special Topics: Socially Engaged Art

*Early Start*

A course for those who define their practice as socially engaged or want to refocus their practice in the interest of social justice. In addition to in-depth critiques and work-shopping projects, students examine the shift “from studio to situation.”

**Prerequisite:** None

**First class materials:** Note taking materials

*August 29 – December 12 (no mtg. 9/5)*

*Mon 7:00–10:00PM / 15 sessions / 10 students*

**Reg# 35121:** \$655 Non-Credit

**Reg# 35122:** \$695 Certificate Credit

**Reg# 35123:** \$2740 College Credit (2.0)

*Instructor: Staff*

*XAED300B*

## PROFESSIONAL DEVELOPMENT FOR TEACHERS:

### THE ARTS IN EDUCATION SERIES

**NEW!**

### Digital Storytelling for Teachers\*

In this hands-on workshop, designed specifically for K-12 teachers, participants produce a one to three minute digital story. Focusing on a significant event or inspirational individual who influenced their lives, participants create their own first person digital stories. Course covers useful brainstorming and storyboarding techniques, which can be incorporated within the classroom experience. Participants learn to use iMovieHD, iPhoto, and iMotion to illustrate their stories via still images, video, music, and voice over. This prototype story can be replicated in the classroom in many variations: narrative about historic character; literary character; historic event; instructional how-to, etc.

**Samples:**

[http://campus.digication.com/BellPhoto/Alfredo\\_Gomez](http://campus.digication.com/BellPhoto/Alfredo_Gomez)

[http://campus.digication.com/BellPhoto/Marco\\_Limon](http://campus.digication.com/BellPhoto/Marco_Limon)

[http://campus.digication.com/BellPhoto/My\\_Life\\_Teacher\\_Sample1](http://campus.digication.com/BellPhoto/My_Life_Teacher_Sample1)

<http://www.storycenter.org/stories/>

**Prerequisite:** None

**First class materials:** Snapshots of yourself or your subject from childhood to present (preferably, but not necessarily, in digital form, i.e. on a smart phone, Dropbox, Google Drive, flash drive, or CD); if possible, download iMotion app to your iPhone (or a comparable program for other smart phones); all other materials provided

*October 1*

*Sat 9:30am–4:30pm / 1 session / 16 students*

**Reg# 35508:** \$99\*\*\* .5CEU


*Instructor: Joan Dooley*

*XDEV7607*

\* Courses not eligible for discount

\*\*\* Teacher tuition is free with a letter of confirmation on original school or district letterhead verifying teacher's current full-time employment status; participant is responsible for \$14 Student Insurance Fee.

# ART HISTORY AND TOURS



For further information, please call 310-665-6850.  
To register, visit [www.otis.edu/ce](http://www.otis.edu/ce)



# Art History and Tours

**NEW!**

## Modern Art: Impressionism through Expressionism

### Online Course

This ten-week course traces the chronological development of modern art from Impressionism to Abstract Expressionism including Post-Impressionism, Neo-Impressionism, Fauvism, Cubism, Futurism, Constructivism, Dada and Surrealism. Course touches on painting, sculpture, photography and architecture as we examine the unique character and experience of modern life through the visual analysis of artists from Monet to Motherwell. The online format engages students in a wide range of resources from traditional readings, to cutting edge websites, timelines, mini-lectures, discussion groups, written analysis and self-guided field trips.

**Please note:** Course takes place completely online in an asynchronous environment. Material will be uploaded weekly on Monday evenings, 7:00pm (Pacific Time). Login information will be forwarded by course start date. Enrollment deadline: Mon, 9/12.

**Prerequisites:** None

**First class materials:** Operating system requirements: Mac users – OS X Snow Leopard or higher; PC users – Windows XP or higher

*September 12 – November 14*  
*Weekly / 10 weeks / 16 students*

**Reg# 35505:** \$435 Non-credit

**Reg# 35506:** \$475 Certificate Credit

**Reg# 35507:** \$1370 College Credit (1.0)

*Instructor: Jennifer Doublet*

XARH

## History of Costume

This course explores the history of costume from antiquity to the present day. Course surveys clothing styles and the factors that influence stylistic changes. Also examines costume's ethnic origins, as well as its adaptation and assimilation into fashion trends in following centuries.

**Prerequisite:** None

**First class materials:** TBD

*September 14 – December 7 (no mtg. 11/23)*  
*Wed 7:00–10:00pm / 12 sessions / 18 students*

**Reg# 35205:** \$435 Non-credit

**Reg# 35206:** \$475 Certificate Credit

**Reg# 35207:** \$1370 College Credit (1.0)

*Instructor: Morrison Jackson*

XFSH3201

## History of Interior Design & Furniture

This ten-week course explores the major interior design periods and styles from ancient to modern with an emphasis on interiors, furniture, and decorative arts through lectures, field trips and student projects. Assignments include period readings, project analysis, and student presentations. Field trips include two of the following locations: the Getty Villa to engage ancient roman interiors, the Getty Museum to explore the wonders of 18thc French furniture, the Gamble House for a unique craftsman experience, and one or more of the 20th c Case Study Houses or LAMA (Los Angeles Modern Auctions). This course is incredibly fast paced, fun, and jamb packed with information, experience, and student engagement. Students must be available for Monday night lectures, as well as two Saturday field trips be announced the first week of class.

**Prerequisite:** None

**First class materials:** Note-taking materials



*September 12 – November 14*

*Mon 7:00–10:00pm / 10 sessions / 16 students*

**Reg# 35301:** \$435 Non-credit

**Reg# 35302:** \$475 Certificate Credit

**Reg# 35303:** \$1370 College Credit (1.0)

*Instructor: Jennifer Doublet*

*XINT7012*

## OTIS ART AND DESIGN TOURS:

---

Otis Art and Design Tours offers exceptional travel study experiences for the general public and campus communities. These special programs enable unique access to world-class artists, museums, and cultural treasures.

These special programs enable participants to explore multicultural relations, gain experiential knowledge of real-world problems, and be provided with the tools to promote civic engagement.

**Upcoming tours include Japan 2017.  
(Spring 2017)**

**For more information contact:**  
***otisce@otis.edu, 310-665-6850 or***  
***www.otis.edu/ce***

# DESIGN



For further information, please call 310-665-6850.  
To register, visit [www.otis.edu/ce](http://www.otis.edu/ce)

- › Digital Media Arts
- › Fashion Design
- › Graphic Design
- › Illustration
- › Interior and Home Design
- › Lighting Design
- › Product Design
- › Textile Surface Design

# Digital Media Arts

**DIGITAL MEDIA ARTS CERTIFICATE PROGRAM** is a sequence of 18 courses, providing intensive study in media arts for those beginning a new career, making a career change, or seeking to enhance their existing art, design, or teaching skills. The program combines the theoretical study of digital media with the acquisition of technical knowledge. The sequence was designed to prepare students for positions as digital artists in the below areas or to augment their current design practices and experience in: **Animation | Digital Imaging and Illustration | Digital Media Arts Education | Motion Graphics | Video Editing | Web Design**

Students use software applications most commonly used by design professionals. Practical training leads to the development of a professional portfolio. All digital courses are hands-on, taught in the computer lab, and include additional lab time on a sign-up basis at no additional cost.

## THE 18 COURSE SEQUENCE

### Foundation Courses [4]:

- XDWG1001** Drawing & Composition
- XGRD1101** Color Theory & Design
- XGRD5012** Fundamentals of 2-Dimensional Design
- XDMA9011** Introduction to Digital Design

### Core Courses [3]:

- XDMA9009** Digital Imaging I: Photoshop
- XDMA9121** Digital Drawing & Illustration I: Illustrator
- XDMA9122** Media Literacy (online course)

### Electives [2]:

To be selected from tracks other than student's primary specialization or from the Graphic Design or Illustration disciplines.

### Specialization Tracks [9]:

Students specialize in one area and take courses as listed.

## ESTIMATED TOTAL PROGRAM COST

The estimated program costs listed below are based on students completing two courses per term (nine terms) over a three-year period. Please refer to our website for detailed program costs. (<http://www.otis.edu/ce>) A completed Certificate Application and \$175.00 fee are required for official enrollment.

**Note:** Certificate program courses are open to all students. Students, interested in taking certificate program courses for professional growth or personal development, are welcome to attend.

For further information, or to speak with a counselor, please call 310-665-6850.

**All courses take place at Otis College of Art and Design's Elaine & Bram Goldsmith Campus, unless otherwise noted.**

## Early Bird Discount

Otis Continuing Education offers a \$50 discount on most courses, for students enrolling on or before the Open House on August 21, 2016. For more information, see page 101.

# SPECIALIZATION TRACKS:

9 COURSES PER TRACK

(CHOOSE A TRACK AND TAKE COURSES INDICATED)

## Animation (SOC 27-1014\*)

---

- XDWG1014** Life Drawing
- XILU6300** Character Design for Animation and Cartooning
- XILU5019** Storyboarding for Film and Animation
- XDMA9145** Digital Storytelling
- XDMA9146** 2D Animation I
- XDMA9147** 2D Animation II
- XDMA9148** 3D Animation Principles
- XDMA9149** 3D Animation: Maya
- XDMA9223** Final Portfolio: Professional Practices

Estimated total cost: \$13,195\*\*

## Digital Imaging and Illustration (SOC 27-1014\*)

---

- XGRD5014** Introduction to Graphic Design
- XDWG1014** Life Drawing
- XILU5019** Storyboarding for Film and Animation
- XILU5020** Quick Sketch Techniques
- XDMA9136** Digital Imaging II: Photoshop
- XDMA9137** Digital Imaging III: Photoshop
- XDMA9221** Digital Drawing & Illustration II: Illustrator
- XDMA9222** Digital Media Arts: Advanced Projects
- XDMA9223** Final Portfolio: Professional Practices

Estimated total cost: \$12,915\*\*

## Digital Media Arts Education (SOC 25-3099\*)

---

- XDMA9157** Media Arts Tools
- XDMA9145** Digital Storytelling
- XPHO2600** Digital Photography
- XDMA9159** Time-Based Media
- XDMA9160** Design Based Learning
- XDMA9161** Managing the Media Arts Studio
- XDMA9162** Assessment Strategies
- XDMA9163** Curriculum Development
- XDMA9164** Creating the Digital Portfolio

Estimated total cost: \$13,475\*\*

## Motion Graphics (SOC 27-1014\*)

---

- XGRD5014** Introduction to Graphic Design
- XGRD5029** Typography I
- XGRD5030** Typography II
- XILU5019** Storyboarding for Film and Animation
- XDMA9136** Digital Imaging II: Photoshop
- XDMA9142** Motion Graphics I
- XDMA9143** Motion Graphics II
- XDMA9144** Editing I
- XDMA9223** Final Portfolio: Professional Practices

Estimated total cost: \$12,915\*\*

## Video Editing (SOC 27-4032\*)

---

- XILU5019** Storyboarding for Film and Animation
- XDMA9145** Digital Storytelling
- XDMA9151** Video Production: Camera, Lighting, & Sound
- XDMA9152** Editing I
- XDMA9153** Editing II
- XDMA9154** Sound Editing
- XDMA9155** Motion Graphics I
- XDMA9156** Editing III
- XDMA9223** Final Portfolio: Professional Practices

Estimated total cost: \$13,755\*\*

## Web Design (SOC 15-1134\*)

---

- XGRD5014** Introduction to Graphic Design
- XGRD5029** Typography I
- XDMA9135** Web Design I
- XDMA9136** Digital Imaging II
- XDMA9138** Flash I
- XDMA9139** Web Design II
- XDMA9140** Web Design III
- XDMA9141** Web Design IV
- XDMA9223** Final Portfolio: Professional Practices

Estimated total cost: \$13,475\*\*



## FOUNDATION COURSES:

---

### Drawing & Composition

This beginning course develops skills in the elements of drawing and composition. Through demonstration, class exercises, and critiques, students explore concepts including contour line, cross contour, modeling, uses of marks to show form and space, perspective, scale and measurement, and positive/negative space.

**Prerequisite:** None

**First class materials for Adams:** One box of Staedler Mars graphite pencils 6H to 8B; one roll of drafting tape or artists tape (low tack tape), 1/2" thick; one Staedler Mars white plastic eraser; one pencil sharpener; one Masonite drawing board with two clips and pink rubber band (large enough to hold an 18" x 24" sketch pad; one 18" x 24" Strathmore recycled drawing tablet (dark green cover) or Strathmore drawing tablet (brown cover) First class materials for Bledsoe: 18" x 24" newsprint pad, drawing board, 9" x 12" sketchbook, charcoal pencils (HB, 2B, 4B), graphite pencils, ebony pencil, kneaded eraser, retractable knife, pencil sharpener

**First class materials for Bledsoe:** 18" x 24" newsprint pad, drawing board, 9" x 12" sketchbook, charcoal pencils (HB, 2B, 4B), graphite pencils, ebony pencil, kneaded eraser, retractable knife, pencil sharpener

**First class materials for Jones:** Drawing board; 18" x 24" sketchpad (Strathmore, Canson, Aquabee); 11" x 14" sketchbook; Charcoal pencils: hard (HB or B), medium (2B or 4B), soft (6B or 8B); Pastel pencils: Faber-Castell "PITT" or Stabilo "CarbOthello" pencils, NO Conte' pastel pencils; Pastel colors: dark sephia in PITT and one or two other dark earth-tones, blues, reds; Colored pencils: Faber-Castell "Polychromos" and Berol "Prismacolor" Colors: two or three in dark colors (black, reds, blues, etc.; Do not get watercolor versions of these pencils) Kneaded rubber eraser; Eraser shield; Razor blades; Small piece #100 sandpaper (3" x 4"); Chamois; 18" x 2" "See-Thru Ruler" (plastic)

*September 11 – December 4 (no mtg. 11/27)*

*Sun 9:30am–12:30pm / 12 sessions / 20 students*

**Reg# 35348:** \$435 Non-credit

**Reg# 35349:** \$475 Certificate Credit

**Reg# 35350:** \$1370 College Credit (1.0)

*Instructor: Beverly Bledsoe*

*XDWG1001*

*September 13 – November 29*

*Tues 7:00–10:00pm / 12 sessions / 20 students*

**Reg# 35354:** \$435 Non-credit

**Reg# 35355:** \$475 Certificate Credit

**Reg# 35356:** \$1370 College Credit (1.0)

*Instructor: Ken Jones*

*XDWG1001*

### At the Skirball Cultural Center

*September 15 – December 8 (no mtg. 11/24)*

*Thur 7:00–10:00pm / 12 sessions / 20 students*

**Reg# 35351:** \$435 Non-credit

**Reg# 35352:** \$475 Certificate Credit

**Reg# 35353:** \$1370 College Credit (1.0)

*Instructor: Lisa Adams*

*XDWG1001*

### Color Theory & Design

An essential course for anyone pursuing or currently working in any art or design field who must communicate effectively with color. Confidence and skill are developed through weekly color-mixing exercises and homework projects using gouache. Through lecture, demonstration, critique, and practical experience, students investigate color theory, historical color comparison, color in nature, and analyze masterpiece color. Lectures include the phenomena of color and light and the use of color as a marketing tool.

**Prerequisite:** None (may be taken concurrently with XGRD5012 Fundamentals of 2-Dimensional Design)

**First class materials for staff:** TBD

**First class materials for Kaisershot:** TBD

**First class materials for Oxley:** TBD

*September 10 – December 3 (no mtg. 11/26)*

*Sat 2:00–5:00pm / 12 sessions / 16 students*

**Reg# 35220:** \$435 Non-credit

**Reg# 35221:** \$475 Certificate Credit

**Reg# 35222:** \$1370 College Credit (1.0)

*Instructor: Staff*

*XGRD1101*

*September 14 – December 7 (no mtg. 11/23)*

*Wed 7:00–10:00pm / 12 sessions / 16 students*

**Reg# 25226:** \$435 Non-credit

**Reg# 25227:** \$475 Certificate Credit

**Reg# 25228:** \$1370 College Credit (1.0)

*Instructor: Jeff Kaisershot*

*XGRD1101*

\*Department of Labor Standard Occupational Code

\*\*Estimated costs include application, tuition, registration, insurance, supplies, and books

### **At the Los Angeles County Arboretum and Botanic Garden**

*September 11 – December 4 (no mtg. 11/27)*

*Sun 1:00–4:00pm / 12 sessions / 16 students*

**Reg# 35223:** \$435 Non-credit

**Reg# 35224:** \$475 Certificate Credit

**Reg# 35225:** \$1370 College Credit (1.0)

*Instructor: Lisa Oxley*

*XGRD1101*

## **Fundamentals of 2-Dimensional Design**

This foundation-level course introduces design for the beginner through the application and understanding of 2-dimensional elements and principles. Course offers preparation for beginners and professionals in several design areas. Weekly achromatic (non-color) projects deal with fundamentals of line, space, directional movement, balance, value, texture, pattern, and monochromes. Confidence in hand skills is developed and a final project in the student's area of interest is required. Students gain exposure to a range of current and historical design forms. Class includes studio time, slide lectures, and critique.

**Prerequisite:** None (may be taken concurrently with XGRD1101 Color Theory & Design)

**First class materials for staff:** TBD

**First class materials for Osherow:** Sketchbook, pencil, ruler, medium and broad point black felt markers

*September 10 – December 3 (no mtg. 11/26)*

*Sat 10:00am–1:00pm / 12 sessions / 16 students*

**Reg# 35229:** \$435 Non-credit

**Reg# 35230:** \$475 Certificate Credit

**Reg# 35231:** \$1370 College Credit (1.0)

*Instructor: Chris Rowland*

*XGRD5012*

*September 14 – December 7 (no mtg. 11/23)*

*Wed 7:00–10:00pm / 12 sessions / 16 students*

**Reg# 35232:** \$435 Non-credit

**Reg# 35233:** \$475 Certificate Credit

**Reg# 35234:** \$1370 College Credit (1.0)

*Instructor: Randy Osherow*

*XGRD5012*

## **Introduction to Digital Design**

Learn the basics of computer operation for graphics applications. Instruction focuses on the Mac platform and introduces students to hierarchical structure, graphic interface, and various applications. Students are exposed to a wide array of digital graphics software applications including: Adobe Illustrator, Adobe Photoshop, QuarkXpress, Adobe InDesign, Adobe Flash, and Adobe Dreamweaver. (Please note: software varies depending on course emphasis.) This hands-on course is taught in the Otis computer lab, and includes additional lab time on a sign-up basis at no additional cost.

**Prerequisite:** XCMP9200 Basic Computer Operations or equivalent knowledge

**First class materials for Godwin:** USB Flash Drive; Please test functionality of disk before use.

**First class materials for Marinaccio:** USB Flash Drive; note-taking materials

### **(Emphasis: Web Design/Multimedia)**

*September 10 – November 12*

*Sat 1:00–4:00pm / 10 sessions / 16 students*

**Reg# 35128:** \$745 Non-credit

**Reg# 35129:** \$780 Certificate Credit

**Reg# 35130:** \$1670 College Credit (1.0)

*Instructor: Moshé L. Godwin*

*XDMA9011*

### **(Emphasis: Graphic Design/Print)**

*September 10 – November 12*

*Sat 9:00am–12:00pm / 10 sessions / 16 students*

**Reg# 35134:** \$745 Non-credit

**Reg# 35135:** \$780 Certificate Credit

**Reg# 35136:** \$1670 College Credit (1.0)

*Instructor: Kathleen Marinaccio*

*XDMA9011*

## CORE COURSES:

---

### Digital Imaging I: Photoshop

Students are introduced to digital imaging on the Mac using Adobe Photoshop. Instruction focuses on the basic functions of the program for image manipulation, which include tools and palettes, image resolution, file formats, and input/output options. Course offers real-world solutions for professionals and artists. This hands-on course is taught in the Otis computer lab, and includes additional lab time on a sign-up basis at no additional cost.

**Prerequisite:** XDMA9011 Introduction to Digital Design

**First class materials:** USB Flash Drive

*September 13 – November 15*

*Tues 7:00–10:00pm / 10 sessions / 16 students*

**Reg# 35143:** \$745 Non-credit

**Reg# 35144:** \$780 Certificate Credit

**Reg# 35145:** \$1670 College Credit (1.0)

*Instructor: Julie Robey*

*XDMA9009*

### Digital Drawing & Illustration I: Illustrator

Students are introduced to illustration and drawing on the Mac using Adobe Illustrator. Instruction focuses on the basic functions of the program including the use of the tool palette, menus, layers, color palette, and tracing tools for use in the design of logos, packaging, publications, signage, and illustrations. Course offers real-world solutions for professionals and artists. This hands-on course is taught in the Otis computer lab, and includes additional lab time on a sign-up basis at no additional cost.

**Prerequisite:** XDMA9011 Introduction to Digital Design, XDWG1001 Drawing & Composition

**First class materials:** USB Flash Drive

*September 13 – November 15*

*Tues 7:00–10:00pm / 10 sessions / 16 students*

**Reg# 35137:** \$745 Non-credit

**Reg# 35138:** \$780 Certificate Credit

**Reg# 35139:** \$1670 College Credit (1.0)

*Instructor: Moshé L. Godwin*

*XDMA9121*

## Media Literacy

### Online Course

This course focuses on the importance of accessing, deconstructing, analyzing and evaluating the media. Students look at the media through an historical lens in order to better understand cultural values presented. Course explores the impact of the media on daily lives and questions what is in the frame, how it is constructed, as well as what may have intentionally or unintentionally left out of view. Through lectures, group discussions, assignments and media presentations, students develop an understanding of visual language and the ability to decode the symbols transmitted via the media. Please note: Course takes place completely online in an asynchronous environment. Material will be uploaded weekly on Monday evenings, 7:00pm (Pacific Time). Login information will be forwarded by course start date. Enrollment deadline: Mon, 9/12.

**Prerequisites:** None

**First class materials:** Operating system requirements: Mac users – OS X Snow Leopard or higher; PC users – Windows XP or higher

*September 12 – November 14*

*Weekly / 10 weeks / 16 students*

**Reg# 35131:** \$435 Non-credit

**Reg# 35132:** \$475 Certificate Credit

**Reg# 35133:** \$1370 College Credit (1.0)

*Instructor: Ruth Ann Anderson*

*XDMA9122*

## SPECIALIZATION TRACK COURSES:

---

(LISTED BY COURSE #)

### Web Design I

Students learn by real-world example, in-class projects, and lecture how to successfully approach any design and technology project for the Internet, whether an international music company or a small single person site. Course covers the creative, strategic, and technological aspects of the medium. Students learn how to execute a project from start to finish combining the essential elements of creating a launch strategy, stealth design, and best practices in technology, communication, and integration. Course is geared toward arming students with real-world skills, and includes design critiques and studio time with the instructors, as well as “Golden Rules” business

practices that will make any project undertaken a smashing success.

**Prerequisite:** Basic knowledge of Photoshop and PowerPoint. Note: HTML is not necessary but a like skill will be necessary for real implementation.

**First class materials:** USB Flash Drive

*September 14 – November 16*

*Wed 7:00–10:00pm / 10 sessions / 16 students*

**Reg# 35158:** \$745 Non-credit

**Reg# 35159:** \$780 Certificate Credit

**Reg# 35160:** \$1670 College Credit (1.0)

*Instructor: Jessica Robins-Thompson*

*XDMA9135*

## Digital Imaging II

This course focuses on the more advanced functions of Adobe Photoshop using the Macintosh. Students concentrate on the techniques for retouching, modifying, and color correcting photo images, photo collages, illustrations, and graphic design. Instruction also covers scanning and importing images, as well as color output options. This hands-on course offers real-world solutions for professionals and artists and is taught in the Otis computer lab. Includes additional lab time on a sign-up basis at no additional cost.

**Prerequisite:** XDMA9009 Digital Imaging I

**First class materials:** USB Flash Drive

*September 11 – November 13*

*Sun 9:30am–12:30pm / 10 sessions / 16 students*

**Reg# 35146:** \$745 Non-credit

**Reg# 35147:** \$780 Certificate Credit

**Reg# 35148:** \$1670 College Credit (1.0)

*Instructor: Eugene Ahn*

*XDMA9136*

## Web Design II

### Online Course

In this course, students learn the fundamentals of web site authoring. Course covers basic HTML, preparing images for the web, site planning, and web page construction. Additional topics include flow chart and storyboard design, content development, search engines, an introduction to HTML5, Adobe Dreamweaver, the Box Model, complex navigation, responsive Design and current issues and events involving the Internet. Software includes most current Adobe Creative Suite as well as Plain Text Format. Students build a web site composed of the final project made

during the semester. **Please note:** E-mail, an important component of the class experience, is required. Material will be uploaded weekly on Tuesday evenings, 7:00pm (Pacific Time). Login information will be forwarded by course start date. Enrollment deadline: Tues, 9/13.

**Prerequisite:** XDMA9135 Web Design I

**First class materials:** Operating system requirements: Mac users – OS X Snow Leopard or higher; PC users – Window XP or higher; students must purchase access to Creative Cloud (or similar) to ensure consistent software.

*September 13 – November 15*

*Weekly / 10 weeks / 16 students*

**Reg# 35149:** \$435 Non-credit

**Reg# 35150:** \$475 Certificate Credit

**Reg# 35151:** \$1370 College Credit (1.0)

*Instructor: Ruth Ann Anderson*

*XDMA9139*

## Web Design III

In this course students design web sites with the latest web technologies, including animation, sound, AJAX, JavaScripts and Style Sheets. Students learn WYSIWYG software applications used to create state-of-the-art web design, effects, and navigation. Additional topics include flow chart and storyboard design, content development, search engines, web scripting, uploading web pages, and current issues and events involving the Internet. In this course, students work on a new website as a class project. Software includes Adobe Creative Suite 5 among others. E-mail, an important component of the class experience, is required. This hands-on course is taught in the Otis computer lab, and includes additional lab time on a sign-up basis at no additional cost.

**Prerequisite:** XDMA9139 Web Design II

**First class materials:** USB Flash Drive

*September 11 – November 13*

*Sun 1:30– 4:30pm / 10 sessions / 16 students*

**Reg# 35152:** \$745 Non-credit

**Reg# 35153:** \$780 Certificate Credit

**Reg# 35154:** \$1670 College Credit (1.0)

*Instructor: Eugene Ahn*

*XDMA9140*

## Motion Graphics I

This course introduces students to the basic concepts of motion graphics using Adobe After Effects on the Macintosh. Hands-on exercises cover basic motion techniques with a focus on combining 2D graphics, video, typography and sound. Each class session involves lectures, technical demonstrations, and professional examples of motion graphics used in broadcast media. Assignments cover the use of basic After Effects tools, composition and design, storyboarding, project planning, adding both music and sound synchronization. Course offers real-world solutions for professionals and artists. This hands-on course is taught in the Otis computer lab, and includes additional lab time on a sign-up basis at no additional cost.

**Prerequisite:** XDMA9009 Digital Imaging I or XDMA9136 Digital Imaging II

**First class materials:** USB Flash Drive

*September 15 – November 17*

*Thur 7:00–10:00pm / 10 sessions / 16 students*

**Reg# 35140:** \$745 Non-credit

**Reg# 35141:** \$780 Certificate Credit

**Reg# 35142:** \$1670 College Credit (1.0)

*Instructor: Moshé L. Godwin*

*XDMA9142*

## 2D Animation I

A study of 2D Animation for feature film, television, and the web. Students study the basics of timing, weight, and anticipation, and apply these skills through storyboarding, character design, and digital media.

**Prerequisite:** XDMA9011 Introduction to Digital Design; XDMA9009 Digital Imaging I

**First class materials:** USB Flash Drive

*September 10 – November 12*

*Sat 9:30am–12:30pm / 10 sessions / 16 students*

**Reg# 35155:** \$745 Non-credit

**Reg# 35156:** \$780 Certificate Credit

**Reg# 35157:** \$1670 College Credit (1.0)

*Instructor: Luis Ruiz*

*XDMA9146*

## Video Production: Camera, Lighting, & Sound

Tired of shooting videos that never quite match what's in your mind's eye? Ever wonder how to use a video camera to get specific results? You'll gain control of your video production equipment, learning how to effectively control and manipulate them, and no longer be at the mercy of your tools. Through hands-on demonstrations and lectures about choosing a camera and video format, using manual camera settings for greater control, learning how to shoot still and moving shots, lighting a scene for exposure and mood, and basic approaches to recording dialogue and sound effects, students acquire foundational skills to create short video productions. Students also learn low-budget and no-budget approaches to the production process, enabling them to create a professional video even without access to high level equipment.

**Prerequisite:** XILU5019 Storyboarding for Film & Animation, XDMA9145 Digital Storytelling

**First class materials:** External Key drive

*September 10 – November 12*

*Sat 1:00–4:00pm / 10 sessions / 16 students*

**Reg# 35170:** \$745 Non-credit

**Reg# 35171:** \$780 Certificate Credit

**Reg# 35172:** \$1670 College Credit (1.0)

*Instructor: Staff*

*XDMA9151*

## Early Bird Discount

Otis Continuing Education offers a \$50 discount on most courses, for students enrolling on or before the Open House on August 21, 2016. For more information, see page 101.





## Digital Media Arts: Advanced Projects

This course focuses on an integrated design approach while using a wide range of digital graphics software on the Macintosh. Students create images and designs for a cross-media marketing campaign including print, television, and the Internet. Primary emphasis is on the use of graphics software belonging to the Adobe Suite. Students gain knowledge of best practices and advanced techniques via lecture, guided hands-on tutorials, and homework assignments. This course is taught in the Otis computer lab, and includes additional lab time on a sign-up basis at no additional cost.

**Prerequisites:** XDMA9136 Digital Imaging II, XDMA9221 Digital Drawing and Illustration II, and XGRD5014 Introduction to Graphic Design

**First class materials:** TBD

*September 11 – November 13*

*Sun 2:00–5:00pm / 10 sessions / 16 students*

**Reg# 35164:** \$745 Non-credit

**Reg# 35165:** \$780 Certificate Credit

**Reg# 35166:** \$1620 College Credit (1.0)

*Instructor: Staff*

*XDMA9222*

## Final Portfolio

For advanced students enrolled in the Digital Media Arts certificate program. In this course students create a portfolio from work produced throughout their course of study. The instructor provides individualized critique regarding technical and conceptual development and offers guidance for developing an effective portfolio. Also covers presentation skills. Students work independently and meet with the instructor weekly.

**Prerequisite:** Students in all areas of specialization (except the Arts Education track) must enroll during their last semester, prior to graduation.

*Dates to be arranged*

*Day and time to be arranged with instructor  
6 sessions / limited enrollment*

**Reg# 35179:** \$780 Certificate Credit

**Reg# 35180:** \$1670 College Credit (1.0)

*Instructor: Students request instructor*

*XDMA9223*

**NEW!**

## Introduction to 3D & VFX

Explore the basics of Maya and Nuke, two of the industry's leading programs in creating feature film quality visual effects. The first half of the course focuses on Maya, giving students a foundation of 3D modeling, texturing, lighting, and rendering. The second half of the course concentrates on Nuke and covers basic aspects of compositing, including green-screen keying, color correction, tracking, paint and rotoscope, and lens effects. Weekly presentations and discussions include visual examples of what students will be able to accomplish by the end of the course. This hands-on course includes demonstration, lecture, and critique, as well as visual examples of what students should be able to accomplish by the end of the course. Taught in an Otis computer lab, and includes additional lab time on a sign-up basis at no additional cost.

**Prerequisite:** None

**First class materials:** USB Flash Drive; note-taking materials

*September 10 – November 12*

*Sat 2:00–5:00pm / 10 sessions / 16 students*

**Reg# 35478:** \$745 Non-credit

**Reg# 35479:** \$780 Certificate Credit

**Reg# 35480:** \$1670 College Credit (1.0)

*Instructor: Brian Yu*

*XDMA9010*

## Life Drawing

This beginning/intermediate course emphasizes the structure and proportion of the human form. While drawing from the live model, studio instruction includes quick sketch, long, and short poses. Students work in a variety of drawing media. Course may be repeated.

**Prerequisite:** XDWG1001 Drawing & Composition

**First class materials:** Drawing pencils, kneaded eraser, compressed charcoal, 18" x 24" newsprint pad, drawing board.

*September 11 – December 4 (no mtg. 11/27)*

*Sun 1:30–4:30pm / 12 sessions / 18 students*

**Reg# 35363:** \$435 Non-credit

**Reg# 35364:** \$475 Certificate Credit

**Reg# 35365:** \$1370 College Credit (1.0)

*Instructor: Beverly Bledsoe*

*XDWG1018*

*September 13 – November 29*

*Tues 7:00–10:00pm / 12 sessions / 18 students*

**Reg# 35357:** \$435 Non-credit

**Reg# 35358:** \$475 Certificate Credit

**Reg# 35359:** \$1370 College Credit (1.0)

*Instructor: Chris Warner*

*XDWG1014*

## Introduction to Graphic Design

This foundation course familiarizes students with the basic principles of composition, design methodologies, and career options in professional visual communication design. Through weekly hands-on assignments and in-depth slide lectures on layout, typography, symbol design, photography, digital imaging and illustration, students become acquainted with a wide variety of topics in contemporary graphic design. This is an excellent course in which to start building a professional design portfolio. Students can complete their assignments using their own computer or by traditional techniques that are discussed by the instructor in conjunction with each assignment.

**Prerequisite:** None

**First class materials:** Note-taking materials

*September 10 – November 12*

*Sat 1:00–4:00pm / 10 sessions / 16 students*

**Reg# 35217:** \$435 Non-credit

**Reg# 35218:** \$475 Certificate Credit

**Reg# 35219:** \$1370 College Credit (1.0)

*Instructor: Dana Moreshead*

*XGRD5014*

## Typography I

### Online Course

This studio course considers type selection and type production. Special emphasis is on the mechanics of type including measurements, type spacing, and composition. Analysis of basic letterforms, drawing and inking techniques, and letter indication are stressed. Students produce a small booklet or a poster. **Please note:** Course takes place completely online in an asynchronous environment. Material will be uploaded weekly on Monday evenings, at 7:00pm (Pacific Time). Login information will be forwarded by course start date.

**Prerequisite:** None

**Internet connection; Operating system**

**requirements:** MAC users – OS X Snow Leopard or higher; PC users – Windows XP or higher

# Open House

## CONTINUING EDUCATION

Sunday, August 21, 2016 1-3pm

Goldsmith Campus in Westchester  
9045 Lincoln Boulevard, 2nd floor

For reservations and further information,  
please call 310-665-6850.

**First class materials:** Thin and thick black markers, 8 1/2" x 11" white bond, 12" Schaedler Precision Ruler

*September 14 – November 16*

*Wed 7:00–10:00pm / 10 sessions / 16 students*

**Reg# 35235:** \$435 Non-credit

**Reg# 35236:** \$475 Certificate Credit

**Reg# 35237:** \$1370 College Credit (1.0)

*Instructor: Lorna Turner*

*XGRD5029*

## Character Design for Animation and Cartooning

In this course, students learn to create believable and interesting characters for cartoons and animation. Course covers staging, silhouette, posture, structure, costume, color, and shapes, enabling students to create original entertaining characters by imbuing them with human traits. Explores the art of popular cartoonists, animation characters, and design types. Also includes where to apply your skills including internet, advertising, animation, video games, and illustration markets.

**Prerequisite:** None

**First class materials:** *Cartoon Animation* by Preston Blair, paper size, color pens or pencils, black construction paper

*September 13 – November 15*

*Tues 7:00–10:00pm / 10 sessions / 16 students*

**Reg# 35271:** \$435 Non-credit

**Reg# 35272:** \$475 Certificate Credit

**Reg# 35273:** \$1370 College Credit (1.0)

*Instructor: Lenord Robinson*

*XILU6300*

## Digital Photography

### Blended Course

This course explores digital photography techniques for fine art, portrait, editorial, and documentary genres of image-making. Students use digital cameras in manual mode and a variety of program modes, while focusing on composition, exposure, and working with available and artificial light. Course covers use of Adobe Photoshop Lightroom image management software to edit and organize images, as well as planning workflows to help the photographer successfully satisfy project requirements portraying subject, space, and idea. This course is presented in a ten-week blended format including seven face-to-face meetings and three online meetings. Students work with their own DSLR camera or mirrorless digital camera. One face-to-face meeting is a photo shoot field trip. All other face-to-face class meetings are held in the Otis computer lab. Students enrolled in the course can access the computers and software in these facilities outside of class meetings. The course's online modules can be accessed from any computer with an Internet connection.

**Prerequisite:** Introduction to Photography or equivalent experience.

**First class materials:** Digital SLR camera or digital mirrorless camera with capability to function in fully manual settings, save images in RAW file format, and accept interchangeable lenses.

*September 15 – November 17*

*Thur 7:00–10:00pm / 10 sessions / 14 students*

*(Every third session is conducted online)*

**Reg# 35442:** \$745 Non-credit

**Reg# 35443:** \$780 Certificate Credit

**Reg# 35444:** \$1670 College Credit (1.0)

*Instructor: Eugene Ahn & Joanne Kim*

*XPHO2850*

# Fashion Design

**FASHION DESIGN CERTIFICATE PROGRAM** is a sequence of 18 courses for those beginning a new career, augmenting an existing career, or seeking to enhance their existing art and design skills. The program is geared for the adult learner and is designed to prepare students for an entry level position in the fashion industry as a fashion designer (SOC 27-1022\*), designer's assistant (SOC 27-1022\*), or patternmaker (SOC 51-6092\*).

The program meets the professional industry standards outlined by Otis School of Fashion Design, the leading educational program nationwide. Study begins with the development of an understanding of design in dress, and leads to a translation of that knowledge into practical manufacturing requirements. Courses provide intensive, practical training leading to the development of a professional portfolio.

## THE 18 COURSE SEQUENCE

### Foundation Courses [4]:

- XDWG1001** Drawing & Composition
- XGRD1101** Color Theory & Design
- XGRD5012** Fundamentals of 2-Dimensional Design
- XDWG1014** Life Drawing

### Core Courses [12]:

- XFSH3000** Introduction to Fashion Design
- XFSH3201** History of Costume
- XFSH3001** Introduction to Apparel Construction
- XFSH3028** Figure Drawing for Fashion
- XFSH3056** Fashion Illustration
- XFSH3019** Sewing I
- XFSH3014** Draping I
- XFSH3015** Patternmaking I
- XFSH3126** Textiles for Fashion
- XFSH4031** Digital Design for Fashion
- XFSH3132** Design Studio
- XFSH5500** Final Project: Designing and Marketing a Fashion Line

### Electives [2]:

Students may select full-unit courses from the Fashion program to receive elective credit.

### Certificate Curriculum

Students who are currently enrolled in the Fashion Certificate Program should contact the Continuing Education department to review their certificate requirements. For further information on this certificate program or to speak with a counselor, please call 310-665-6850.

## ESTIMATED TOTAL PROGRAM COST

The estimated program costs listed below are based on students completing two courses per term (nine terms) over a three-year period. A completed Certificate Application and \$175 fee are required for official enrollment in the Certificate program.

Certificate Application:	\$175
Tuition:	\$8,020
Fees:	\$351
Supplies & Books:	\$2,400
<b>Total:</b>	<b>\$10,946</b>

## LOCATION

As of Summer 2016, all Fashion courses take place at Otis' Elaine & Bram Goldsmith Campus in Westchester unless otherwise noted.

**Note:** Certificate program courses are open to all students. Students, interested in taking certificate program courses for professional growth or personal development, are welcome to attend.

For further information, or to speak with a counselor, please call 310-665-6850.

## FOUNDATION COURSES:

---

### Drawing & Composition

This beginning course develops skills in the elements of drawing and composition. Through demonstration, class exercises, and critiques, students explore concepts including contour line, cross contour, modeling, uses of marks to show form and space, perspective, scale and measurement, and positive/negative space.

**Prerequisite:** None

**First class materials for Adams:** One box of Staedler Mars graphite pencils 6H to 8B; one roll of drafting tape or artists tape (low tack tape), 1/2" thick; one Staedler Mars white plastic eraser; one pencil sharpener; one Masonite drawing board with two clips and pink rubber band (large enough to hold an 18" x 24" sketch pad; one 18" x 24" Strathmore recycled drawing tablet (dark green cover) or Strathmore drawing tablet (brown cover) First class materials for Bledsoe: 18" x 24" newsprint pad, drawing board, 9" x 12" sketchbook, charcoal pencils (HB, 2B, 4B), graphite pencils, ebony pencil, kneaded eraser, retractable knife, pencil sharpener

**First class materials for Bledsoe:** 18" x 24" newsprint pad, drawing board, 9" x 12" sketchbook, charcoal pencils (HB, 2B, 4B), graphite pencils, ebony pencil, kneaded eraser, retractable knife, pencil sharpener

**First class materials for Jones:** Drawing board; 18" x 24" sketchpad (Strathmore, Canson, Aquabee); 11" x 14" sketchbook; Charcoal pencils: hard (HB or B), medium (2B or 4B), soft (6B or 8B); Pastel pencils: Faber-Castell "PITT" or Stabilo "CarbOthello" pencils, NO Conte' pastel pencils; Pastel colors: dark sephia in PITT and one or two other dark earth-tones, blues, reds; Colored pencils: Faber-Castell "Polychromos" and Berol "Prismacolor" Colors: two or three in dark colors (black, reds, blues, etc.; Do not get watercolor versions of these pencils) Kneaded rubber eraser; Eraser shield; Razor blades; Small piece #100 sandpaper (3" x 4"); Chamois; 18" x 2" "See-Thru Ruler" (plastic)

*September 11 – December 4 (no mtg. 11/27)*

*Sun 9:30am–12:30pm / 12 sessions / 20 students*

**Reg# 35348:** \$435 Non-credit

**Reg# 35349:** \$475 Certificate Credit

**Reg# 35350:** \$1370 College Credit (1.0)

*Instructor: Beverly Bledsoe*

*XDWG1001*

*September 13 – November 29*

*Tues 7:00–10:00pm / 12 sessions / 20 students*

**Reg# 35354:** \$435 Non-credit

**Reg# 35355:** \$475 Certificate Credit

**Reg# 35356:** \$1370 College Credit (1.0)

*Instructor: Ken Jones*

*XDWG1001*

### At the Skirball Cultural Center

*September 15 – December 8 (no mtg. 11/24)*

*Thur 7:00–10:00pm / 12 sessions / 20 students*

**Reg# 35351:** \$435 Non-credit

**Reg# 35352:** \$475 Certificate Credit

**Reg# 35353:** \$1370 College Credit (1.0)

*Instructor: Lisa Adams*

*XDWG1001*

### Color Theory & Design

An essential course for anyone pursuing or currently working in any art or design field who must communicate effectively with color. Confidence and skill are developed through weekly color-mixing exercises and homework projects using gouache. Through lecture, demonstration, critique, and practical experience, students investigate color theory, historical color comparison, color in nature, and analyze masterpiece color. Lectures include the phenomena of color and light and the use of color as a marketing tool.

**Prerequisite:** None (may be taken concurrently with XGRD5012 Fundamentals of 2-Dimensional Design)

**First class materials for staff:** TBD

**First class materials for Kaisershot:** TBD

**First class materials for Oxley:** TBD

*September 10 – December 3 (no mtg. 11/26)*

*Sat 2:00–5:00pm / 12 sessions / 16 students*

**Reg# 35220:** \$435 Non-credit

**Reg# 35221:** \$475 Certificate Credit

**Reg# 35222:** \$1370 College Credit (1.0)

*Instructor: Staff*

*XGRD1101*

*September 14 – December 7 (no mtg. 11/23)*

*Wed 7:00–10:00pm / 12 sessions / 16 students*

**Reg# 35226:** \$435 Non-credit

**Reg# 35227:** \$475 Certificate Credit

**Reg# 35228:** \$1370 College Credit (1.0)

*Instructor: Jeff Kaisershot*

*XGRD1101*



## At the Los Angeles County Arboretum and Botanic Garden

September 11 – December 4 (no mtg. 11/27)  
Sun 1:00–4:00pm / 12 sessions / 16 students

**Reg# 35223:** \$435 Non-credit

**Reg# 35224:** \$475 Certificate Credit

**Reg# 35225:** \$1370 College Credit (1.0)

*Instructor: Lisa Oxley*

XGRD1101

## Fundamentals of 2-Dimensional Design

This foundation-level course introduces design for the beginner through the application and understanding of 2-dimensional elements and principles. Course offers preparation for beginners and professionals in several design areas. Weekly achromatic (non-color) projects deal with fundamentals of line, space, directional movement, balance, value, texture, pattern, and monochromes. Confidence in hand skills is developed and a final project in the student's area of interest is required. Students gain exposure to a range of current and historical design forms. Class includes studio time, slide lectures, and critique.

**Prerequisite:** None (may be taken concurrently with XGRD1101 Color Theory & Design)

**First class materials for staff:** TBD

**First class materials for Osherow:** Sketchbook, pencil, ruler, medium and broad point black felt markers

September 10 – December 3 (no mtg. 11/26)  
Sat 10:00am–1:00pm / 12 sessions / 16 students

**Reg# 35229:** \$435 Non-credit

**Reg# 35230:** \$475 Certificate Credit

**Reg# 35231:** \$1370 College Credit (1.0)

*Instructor: Chris Rowland*

XGRD5012

September 14 – December 7 (no mtg. 11/23)  
Wed 7:00–10:00pm / 12 sessions / 16 students

**Reg# 35232:** \$435 Non-credit

**Reg# 35233:** \$475 Certificate Credit

**Reg# 35234:** \$1370 College Credit (1.0)

*Instructor: Randy Osherow*

XGRD5012

## Life Drawing

This beginning/intermediate course emphasizes the structure and proportion of the human form. While drawing from the live model, studio instruction includes quick sketch, long, and short poses. Students work in a variety of drawing media. Course may be repeated.

**Prerequisite:** XDWG1001 Drawing & Composition

**First class materials:** Drawing pencils, kneaded eraser, compressed charcoal, 18" x 24" newsprint pad, drawing board.

September 11 – December 4 (no mtg. 11/27)  
Sun 1:30–4:30pm / 12 sessions / 18 students

**Reg# 35363:** \$435 Non-credit

**Reg# 35364:** \$475 Certificate Credit

**Reg# 36365:** \$1370 College Credit (1.0)

*Instructor: Beverly Bledsoe*

XDWG1018

September 13 – November 29  
Tues 7:00–10:00pm / 12 sessions / 18 students

**Reg# 35357:** \$435 Non-credit

**Reg# 35358:** \$475 Certificate Credit

**Reg# 35359:** \$1370 College Credit (1.0)

*Instructor: Chris Warner*

XDWG1014

## CORE COURSES:

---

### Introduction to Fashion Design

Focusing on the world of fashion and the fashion business, this course covers how fashion apparel is designed, manufactured, marketed, and distributed. It is designed to capture the dynamics of the fashion industry, with its many components and possible career opportunities. Global suppliers to apparel manufacturers and the technological changes within the world of fashion are explored. Students are encouraged to investigate this ever-changing industry and the retail market it serves. Is it working? How does a designer meet consumer demand?

**Prerequisite:** None

**First class materials:** TBD

*September 10 – December 3 (no mtg. 11/26)*  
*Sat 10:00am–1:00pm / 12 sessions / 18 students*  
**Reg# 35181:** \$435 Non-credit  
**Reg# 35182:** \$475 Certificate Credit  
**Reg# 35183:** \$1370 College Credit (1.0)  
*Instructor: Shpetim Zero*  
XFSH3000

## History of Costume

This course explores the history of costume from antiquity to the present day. Course surveys clothing styles and the factors that influence stylistic changes. Also examines costume's ethnic origins, as well as its adaptation and assimilation into fashion trends in following centuries.

**Prerequisite:** None

**First class materials:** TBD

*September 14 – December 7 (no mtg. 11/23)*  
*Wed 7:00–10:00pm / 12 sessions / 18 students*  
**Reg# 35205:** \$435 Non-credit  
**Reg# 35206:** \$475 Certificate Credit  
**Reg# 35207:** \$1370 College Credit (1.0)  
*Instructor: Morrison Jackson*  
XFSH3201

## Introduction to Apparel Construction

This course introduces students to three major aspects of apparel production: patternmaking methods, draping techniques, and use of the industrial sewing machine. Course includes apparel production terminology and garment construction techniques. Covers dart manipulation, drafting a skirt block, and creating a complete pattern.

**Prerequisite:** None

**First class materials:** TBD

*September 10 – December 3 (no mtg. 11/26)*  
*Sat 9:30am–12:30pm / 12 sessions / 12 students*  
**Reg# 35184:** \$435 Non-credit  
**Reg# 35185:** \$475 Certificate Credit  
**Reg# 35186:** \$1370 College Credit (1.0)  
*(\$35 lab fee payable upon registration)*  
*Instructor: Karen Regoli*  
XFSH3001

## Figure Drawing for Fashion

Students draw from live models to develop an awareness of the proportions and movement of the elongated fashion figure. This course explores the visualization of various fabrics and garments on the figure.

**Prerequisite:** XDWG1001 Drawing & Composition, XDWG1014 Life Drawing

**First class materials:** Drawing Board, 18" x 24" white Bond paper pad, kneaded eraser, charcoal pencils (black, soft, medium, hard), Black Prismacolor pencils, sharpener, color marker set, small watercolor set

*September 12 – November 28*  
*Mon 7:00–10:00pm / 12 sessions / 14 students*  
**Reg# 35199:** \$435 Non-credit  
**Reg# 35200:** \$475 Certificate Credit  
**Reg# 35201:** \$1370 College Credit (1.0)  
*Instructor: Diana Vitale*  
XFSH3028

## Sewing I

This course introduces both general sewing techniques and the operation of industrial power machines. Students learn the theory of accurately sewing various parts of a garment together according to industrial standards. Students are assigned specific clothing projects.

**Prerequisite:** XFSH3001 Introduction to Apparel Construction

**First class materials:** 5 yards muslin, 2" x 18" clear ruler, fabric scissors, tape measure, industrial single-needle foot, bobbin and case, hand sewing needles, industrial sewing machine needles, white and colored spool or cone of thread, straight pins, seam ripper, flathead (standard) screwdriver, Sharpie black ink marker, #2 pencil, note-taking materials. Optional texts – 1st choice text: *A Guide to Fashion Sewing* (3rd or 4th Edition, Amaden-Crawford); 2nd choice text: *A Complete Guide to Sewing* (Reader's Digest)

*September 15 – December 8 (no mtg. 11/24)*  
*Thur 7:00–10:00pm / 12 sessions / 14 students*  
**Reg# 35196:** \$435 Non-credit  
**Reg# 35197:** \$475 Certificate Credit  
**Reg# 35198:** \$1370 College Credit (1.0)  
*(\$35 lab fee payable upon registration)*  
*Instructor: Pam Banks*  
XFSH3019

## Draping I

Students learn the basic principles of draping on the dress form including style lines, fit, and balance. Studio instruction includes preparing muslin, marking, and truing finished bodices and skirts.

**Prerequisite:** XFSH3019 Sewing I

**First class materials:** 1 yard muslin, fabric scissors, #17 plain straight pins, pin cushion, tape measure, #2 pencil, 2" x 18" clear ruler, notebook; Required text – *The Art of Fashion Draping*, (3rd or 4th Edition, Amaden-Crawford)

*September 14 – December 7 (no mtg. 11/23)*

*Wed 7:00–10:00pm / 12 sessions / 14 students*

**Reg# 35193:** \$435 Non-credit

**Reg# 35194:** \$475 Certificate Credit

**Reg# 35195:** \$1370 College Credit (1.0)

*(\$35 lab fee payable upon registration)*

*Instructor: Pam Banks*

XFSH3014

## Patternmaking I

Students learn to flat patterndraft from sketches, using approved slopers. In today's industry, this is the fastest and most commonly used method. Students begin with seamless blocks, draft the pattern on dotted paper, add seams, and then transfer to manilla for a final hard paper pattern, including an appropriate patterncard. Assignments include sewing the finished pattern in muslin, checking the fit on the dress form and making corrections to the pattern. Mirroring industry techniques, students develop skills expected of a designer and/or a first-pattern patternmaker.

**Prerequisite:** XFSH3019 Sewing I, XFSH3014 Draping I

**First class materials:** TBD; Text: *Patternmaking for Fashion Design*, 5th edition preferred, by Helen Joseph Armstrong.

*September 11 – December 4 (no mtg. 11/27)*

*Sun 1:00–4:00pm / 12 sessions / 12 students*

**Reg# 35187:** \$435 Non-credit

**Reg# 35188:** \$475 Certificate Credit

**Reg# 35189:** \$1370 College Credit (1.0)

*(\$35 lab fee payable upon registration)*

*Instructor: Morrison Jackson*

XFSH3015

## Textiles for Fashion

Students develop an understanding of fabrics based on the performance properties of fiber, fabric construction, and functional and aesthetic finishes. They also examine the role that fiber plays in fabric appearance, performance, price, and care. Topics include fabric sources, the fashion forecasting system, how to fabricate a line, how to produce a fabric storyboard, and how designers sample and buy fabric.

**Prerequisite:** XFSH30 Basic Sewing, XFSH3014 Draping I, and XFSH3015 Patternmaking

**First class materials:** Text: *J.J. Pizzuto's Fabric Science*, 10th Edition, by Allen C. Cohen and Ingrid Johnson; *Swatch Reference Guide for Fashion Fabrics*, 2nd Edition, by Deborah E. Young

*September 13 – November 29*

*Tues 7:00–10:00pm / 12 sessions / 14 students*

**Reg# 35202:** \$435 Non-credit

**Reg# 35203:** \$475 Certificate Credit

**Reg# 35204:** \$1370 College Credit (1.0)

*Instructor: Lizi Ruch*

XFSH3126

## Digital Design for Fashion

In this course students design and merchandize a collection (sportswear or dresses) while learning skills in Adobe Illustrator & Photoshop. Topics include technical flats, fashion illustration, logos, fabric repeats & colorways, and layout. Students complete a digital portfolio group for their final project.

**Prerequisite:** XFSH3028 Figure Drawing for Fashion; No prior computer experience necessary.

**First class materials:** USB Flash Drive

*September 10 – December 3 (no mtg. 11/26)*

*Sat 1:00pm – 4:00pm / 12 sessions / 16 students*

**Reg# 35211:** \$745 Non-credit

**Reg# 35212:** \$780 Certificate Credit

**Reg# 35213:** \$1670 College Credit (1.0)

*Instructor: Anne M. Bray*

XFSH4031



## ELECTIVES:

### Haute Couture Finishing and Construction

This course is an introduction to haute couture sewing methods, including the practice of essential hand fastenings, stitching techniques, and ornamental work including basting, seam variation, plaits and folds, and handmade button holes. Students are assigned tailoring projects. Note: Course requires substantial handwork, concentration, and attention to detail. When necessary, students use their own portable sewing machines.

**Prerequisite:** XFSH3019 Sewing I

**First class materials:** Note-taking materials

*September 15 – November 17*

*Thur 7:00–10:00pm / 10 sessions / 14 students*

**Reg# 35208:** \$435 Non-credit

**Reg# 35209:** \$475 Certificate Credit

**Reg# 35210:** \$1370 College Credit (1.0)

*Instructor: Shpetim Zero*

*XFSH3005*

**NEW!**

### Demi-Couture

Demi Couture is a French word, which literally means “half couture” – half custom-made/made-to-measure high sewing (but still classified as ready-to-wear in the fashion business). A continuation of Haute Couture Finishing Techniques, students in this special course, design and create two high sewn finished garments – from original rendering or flat sketch, basic blocks, and/or first pattern and drape to actual fabric and its necessary high level sewing finishing. Students complete a pattern chart, spec with POM (points of measure) and cost sheet for each garment. Though students are guided through each step, each participant is expected to complete their own work, developing two demi-couture garments into a ready-to-wear production phase. Students are encouraged to bring their finished 14-piece collection portfolio from Introduction to Fashion Design (including menswear) to the first course meeting.

**Prerequisite:** Introduction to Fashion Design, Sewing I, Patternmaking, Draping, and Haute Couture Finishing Techniques

**First class materials:** Materials list provided at first class meeting. Students must have already developed a repertoire of construction materials. 8-10 yards minimum of muslin and budget for actual fabric and notions purchases (depending on garment).

*September 14 – November 16*

*Wed 7:00–10:00pm / 10 sessions / 14 students*

**Reg# 35481:** \$435 Non-credit

**Reg# 35482:** \$475 Certificate Credit

**Reg# 35483:** \$1370 College Credit (1.0)

*Instructor: Shpetim Zero*

*XFSH4032*

# Graphic Design

**GRAPHIC DESIGN CERTIFICATE PROGRAM** is a sequence of 16 courses for those interested in developing a new career, augmenting a current career, or seeking to enhance their existing art and design skills. The program is geared for the adult learner, and is designed to meet the needs of the graphic design industry. Courses stress creative problem-solving, provide intensive practical training, and are taught by professional designers and fine artists. The program is intended to prepare students for an entry-level position as a graphic designer or production artist (SOC 27-1024\*).

## THE 16 COURSE SEQUENCE

### Core Courses [12]:

- XGRD5014** Introduction to Graphic Design
- XDWG1001** Drawing & Composition
- XGRD1101** Color Theory & Design
- XGRD5012** Fundamentals of 2-Dimensional Design
- XDMA9011** Introduction to Digital Design
- XGRD5026** Digital Print Production
- XGRD5029** Typography I
- XGRD5030** Typography II
- XILU5020** Quick Sketch Techniques
- XILU5019** Storyboarding for Film and Animation
- XGRD5016** Logos, Letterforms, and Symbols
- XGRD5500** Final Portfolio

### Electives [4]:

Students may select full-unit courses from the Digital Media Arts or Illustration programs to receive elective credit.

## ESTIMATED TOTAL PROGRAM COST

The estimated program costs listed below are based on students completing two courses per term (eight terms) over a three-year period. A completed Certificate Application and \$175 fee are required for official enrollment in the Certificate program.

Certificate Application:	\$175
Tuition:	\$8,560
Fees:	\$312
Supplies & Books:	\$2,000
<b>Total:</b>	<b>\$11,047</b>

**Note:** Certificate program courses are open to all students. Students, interested in taking certificate program courses for professional growth or personal development, are welcome to attend.

For further information, or to speak with a counselor, please call 310-665-6850.

**All courses take place at Otis College of Art and Design's Elaine & Bram Goldsmith Campus, unless otherwise noted.**

## CORE COURSES:

### Introduction to Graphic Design

This foundation course familiarizes students with the basic principles of composition, design methodologies, and career options in professional visual communication design. Through weekly hands-on assignments and in-depth slide lectures on layout, typography, symbol design, photography, digital imaging and illustration, students become acquainted with a wide variety of topics in contemporary graphic design. This is an excellent course in which to start building a professional design portfolio. Students can complete their assignments using their own computer or by traditional techniques that are discussed by the instructor in conjunction with each assignment.

**Prerequisite:** None

**First class materials:** Note-taking materials

*September 10 – November 12*

*Sat 1:00–4:00pm / 10 sessions / 16 students*

**Reg# 35217:** \$435 Non-credit

**Reg# 35218:** \$475 Certificate Credit

**Reg# 35219:** \$1370 College Credit (1.0)

*Instructor: Staff*

*XGRD5014*



## Drawing & Composition

This beginning course develops skills in the elements of drawing and composition. Through demonstration, class exercises, and critiques, students explore concepts including contour line, cross contour, modeling, uses of marks to show form and space, perspective, scale and measurement, and positive/negative space.

**Prerequisite:** None

**First class materials for Adams:** One box of Staedler Mars graphite pencils 6H to 8B; one roll of drafting tape or artists tape (low tack tape), 1/2" thick; one Staedler Mars white plastic eraser; one pencil sharpener; one Masonite drawing board with two clips and pink rubber band (large enough to hold an 18" x 24" sketch pad); one 18" x 24" Strathmore recycled drawing tablet (dark green cover) or Strathmore drawing tablet (brown cover) First class materials for Bledsoe: 18" x 24" newsprint pad, drawing board, 9" x 12" sketchbook, charcoal pencils (HB, 2B, 4B), graphite pencils, ebony pencil, kneaded eraser, retractable knife, pencil sharpener

**First class materials for Bledsoe:** 18" x 24" newsprint pad, drawing board, 9" x 12" sketchbook, charcoal pencils (HB, 2B, 4B), graphite pencils, ebony pencil, kneaded eraser, retractable knife, pencil sharpener

**First class materials for Jones:** Drawing board; 18" x 24" sketchpad (Strathmore, Canson, Aqua-bee); 11" x 14" sketchbook; Charcoal pencils: hard (HB or B), medium (2B or 4B), soft (6B or 8B); Pastel pencils: Faber-Castell "PITT" or Stabilo "CarbOthello" pencils, NO Conte' pastel pencils; Pastel colors: dark sepia in PITT and one or two other dark earth-tones, blues, reds; Colored pencils: Faber-Castell "Polychromos" and Berol "Prismacolor" Colors: two or three in dark colors (black, reds, blues, etc.; Do not get watercolor versions of these pencils) Kneaded rubber eraser; Eraser shield; Razor blades; Small piece #100 sandpaper (3" x 4"); Chamois; 18" x 2" "See-Thru Ruler" (plastic)

*September 11 – December 4 (no mtg. 11/27)  
Sun 9:30am–12:30pm / 12 sessions / 20 students*

**Reg# 35348:** \$435 Non-credit

**Reg# 35349:** \$475 Certificate Credit

**Reg# 35350:** \$1370 College Credit (1.0)

*Instructor: Beverly Bledsoe*

*XDWG1001*

*September 13 – November 29*

*Tues 7:00–10:00pm / 12 sessions / 20 students*

**Reg# 35354:** \$435 Non-credit

**Reg# 35355:** \$475 Certificate Credit

**Reg# 35356:** \$1370 College Credit (1.0)

*Instructor: Ken Jones*

*XDWG1001*

### At the Skirball Cultural Center

*September 15 – December 8 (no mtg. 11/24)*

*Thur 7:00–10:00pm / 12 sessions / 20 students*

**Reg# 35351:** \$435 Non-credit

**Reg# 35352:** \$475 Certificate Credit

**Reg# 35353:** \$1370 College Credit (1.0)

*Instructor: Lisa Adams*

*XDWG1001*

## Color Theory & Design

An essential course for anyone pursuing or currently working in any art or design field who must communicate effectively with color. Confidence and skill are developed through weekly color-mixing exercises and homework projects using gouache. Through lecture, demonstration, critique, and practical experience, students investigate color theory, historical color comparison, color in nature, and analyze masterpiece color. Lectures include the phenomena of color and light and the use of color as a marketing tool.

**Prerequisite:** None (may be taken concurrently with XGRD5012 Fundamentals of 2-Dimensional Design)

**First class materials for staff:** TBD

**First class materials for Kaisershot:** TBD

**First class materials for Oxley:** TBD

*September 10 – December 3 (no mtg. 11/26)*

*Sat 2:00–5:00pm / 12 sessions / 16 students*

**Reg# 35220:** \$435 Non-credit

**Reg# 35221:** \$475 Certificate Credit

**Reg# 35222:** \$1370 College Credit (1.0)

*Instructor: Staff*

*XGRD1101*

*September 14 – December 7 (no mtg. 11/23)*

*Wed 7:00–10:00pm / 12 sessions / 16 students*

**Reg# 35226:** \$435 Non-credit

**Reg# 35227:** \$475 Certificate Credit

**Reg# 35228:** \$1370 College Credit (1.0)

*Instructor: Jeff Kaisershot*

*XGRD1101*

## At the Los Angeles County Arboretum and Botanic Garden

September 11 – December 4 (no mtg. 11/27)

Sun 1:00–4:00pm / 12 sessions / 16 students

**Reg# 35223:** \$435 Non-credit

**Reg# 35224:** \$475 Certificate Credit

**Reg# 35225:** \$1370 College Credit (1.0)

*Instructor: Lisa Oxley*

XGRD1101

## Fundamentals of 2-Dimensional Design

This foundation-level course introduces design for the beginner through the application and understanding of 2-dimensional elements and principles. Course offers preparation for beginners and professionals in several design areas. Weekly achromatic (non-color) projects deal with fundamentals of line, space, directional movement, balance, value, texture, pattern, and monochromes. Confidence in hand skills is developed and a final project in the student's area of interest is required. Students gain exposure to a range of current and historical design forms. Class includes studio time, slide lectures, and critique.

**Prerequisite:** None (may be taken concurrently with XGRD1101 Color Theory & Design)

**First class materials for staff:** TBD

**First class materials for Osherow:** Sketchbook, pencil, ruler, medium and broad point black felt markers

September 10 – December 3 (no mtg. 11/26)

Sat 10:00am–1:00pm / 12 sessions / 16 students

**Reg# 35229:** \$435 Non-credit

**Reg# 35230:** \$475 Certificate Credit

**Reg# 35231:** \$1370 College Credit (1.0)

*Instructor: Staff*

XGRD5012

September 14 – December 7 (no mtg. 11/23)

Wed 7:00–10:00pm / 12 sessions / 16 students

**Reg# 35232:** \$435 Non-credit

**Reg# 35233:** \$475 Certificate Credit

**Reg# 35234:** \$1370 College Credit (1.0)

*Instructor: Randy Osherow*

XGRD5012

## Introduction to Digital Design

Learn the basics of computer operation for graphics applications. Instruction focuses on the Mac platform and introduces students to hierarchical structure, graphic interface, and various applications. Students are exposed to a wide array of digital graphics software applications including: Illustrator, Photoshop, QuarkXpress, InDesign, Flash, and Dreamweaver. (Please note: software varies depending on course emphasis.) This hands-on course is taught in the Otis computer lab, and includes additional lab time on a sign-up basis at no additional cost.

**Prerequisite:** None (basic computer skills are helpful)

**First class materials:** USB Flash Drive; note-taking materials

**(Emphasis: Graphic Design/Print)**

September 10 – November 12

Sat 9:00am–12:00pm / 10 sessions / 16 students

**Reg# 35134:** \$745 Non-credit

**Reg# 35135:** \$780 Certificate Credit

**Reg# 35136:** \$1670 College Credit (1.0)

*Instructor: Kathleen Marinaccio*

XDMA9011

## Digital Print Production

Explore the power of Quark Xpress while designing a three-piece self-promotion series. In this course, students learn everything they need to know to handle any offset print job. Students design and prepare for print: full color business cards, calendars, and press kits. Also includes a tour of Color Net Press, an off-set printing plant, Express Press, a digital printing plant, and a presentation from Smart Paper. (Business cards to be printed at students' expense. Approximate cost: \$85 for double sided full color cards.)

**Prerequisite:** XDMA9011 Introduction to Digital Design

**First class materials:** \$35 payable to the instructor at first class meeting for 4GB Flash drive, pen, and notebook.

September 11 – November 13

Sun 9:00am–12:00pm / 10 sessions / 16 students

**Reg# 35238:** \$745 Non-credit

**Reg# 35239:** \$780 Certificate Credit

**Reg# 35240:** \$1670 College Credit (1.0)

*Instructor: Kathleen Marinaccio*

XGRD5026

## Typography I

### Online Course

This studio course considers type selection and type production. Special emphasis is on the mechanics of type including measurements, type spacing, and composition. Analysis of basic letterforms, drawing and inking techniques, and letter indication are stressed. Students produce a small booklet or a poster. **Please note:** Course takes place completely online in an asynchronous environment. Material will be uploaded weekly on Monday evenings, at 7:00pm (Pacific Time). Login information will be forwarded by course start date.

**Prerequisite:** None

#### Internet connection; Operating system

**requirements:** MAC users – OS X Snowleopard or higher; PC users – Windows XP or higher

**First class materials:** Thin and thick black markers, 8 1/2" x 11" white bond, 12" Schaedler Precision Ruler

*September 14 – November 16*

*Wed 7:00–10:00pm / 10 sessions / 16 students*

**Reg# 35235:** \$435 Non-credit

**Reg# 35236:** \$475 Certificate Credit

**Reg# 35237:** \$1370 College Credit (1.0)

*Instructor: Lorna Turner*

*XGRD5029*

## Final Portfolio

For advanced students enrolled in the Digital Design or Graphic Design certificate programs. In this course students create a portfolio from work produced throughout their course of study. The instructor provides individualized critique regarding technical and conceptual development and offers guidance for developing an effective portfolio. Also covers presentation skills. Students work independently and meet with the instructor weekly.

**Prerequisite:** Students must enroll during their last semester, prior to graduation.

**First class materials:** TBD

*Dates to be arranged*

*Day and time to be arranged*

*6 sessions / limited enrollment*

**Reg# 35241:** \$475 Certificate Credit

**Reg# 35242:** \$1370 College Credit (1.0)

*Instructor: Students request instructor*

*XGRD5500*

## Open House

### CONTINUING EDUCATION

Sunday, August 21, 2016 1-3pm

Goldsmith Campus in Westchester  
9045 Lincoln Boulevard, 2nd floor

For reservations and further information,  
please call 310-665-6850.

## ELECTIVES:

### Introduction to Letterpress

In this course students are introduced to the basics of letterpress printing for the Vandercook proof press including hand typesetting, typography, composition, locking up, printing, and distribution. Students also create a multi-color reduction linoleum block project, which covers registration, printing, and color separation techniques. The Otis Lab Press is a fully functioning studio with four Vandercook proof presses and over 200 typefaces. Established in 1984 by Sheila de Brettville as part of the Communication Arts Department, the Lab Press has a rich history of small edition book publishing. Students actively participate and produce award-winning books that have become a permanent part of the university rare book collections throughout Southern California.

**Prerequisite:** None

**First class materials:** \$35 lab fee payable to instructor; supply list of additional materials provided at 1st class mtg.

*September 14 – November 16*

*Wed 7:00–10:00pm / 10 sessions / 10 students*

**Reg# 35243:** \$435 Non-credit

**Reg# 35244:** \$475 Certificate Credit

**Reg# 35245:** \$1370 College Credit (1.0)

*(\$35 lab fee payable upon registration)*

*Instructor: Jennifer Graves*

*XGRD5100*



## Digital Letterpress

A studio course in letterpress printing with photopolymer plates, held at the Otis Laboratory Press. This course covers all aspects of this revolutionary new process for the relief printing of digital imaging (digital-to-analog) – from digital prepress and plate processing to letterpress printing. Demonstrations include digital imaging requirements and font-editing, processing with the plate making machine, and presswork on the Vandercook flatbed cylinder press. Also covers related investigative and exploratory printing and typographic techniques. Previous experience with image-editing and page-layout software is required. Prior letterpress experience suggested.

**Prerequisite:** XGRD5105 Introduction to Letterpress or equivalent experience

**First class materials:** TBD

*September 12 – November 14*

*Mon 7:00–10:00pm / 10 sessions / 10 students*

**Reg# 35246:** \$435 Non-credit

**Reg# 35247:** \$475 Certificate Credit

**Reg# 35248:** \$1370 College Credit (1.0)

*(\$35 lab fee payable upon registration)*

*Instructor: Leslie Ross-Robertson*

*XGRD5105*

## Introduction to Book Binding

This hands-on workshop introduces the skills, craft, materials, process and techniques used in making book structures. Students learn binding methods involving paper folding, cutting, sewing, gluing, and other means of assembling individual sheets, signatures, and text blocks with or without covers. Course projects have the potential to evolve into creative and personal objects that hold visual work and text.

**Prerequisite:** None

**First class materials:** \$35 materials fee payable to the instructor for supplies

*September 13 – November 15*

*Tues 7:00–10:00pm / 10 sessions / 10 students*

**Reg# 35249:** \$435 Non Credit

**Reg# 35250:** \$475 Certificate Credit

**Reg# 35251:** \$1370 College Credit (1.0)

*(\$35 lab fee payable upon registration)*

*Instructor: Rebecca Chamlee*

*XGRD5109*

# Illustration

---

All courses take place at Otis College of Art and Design's Elaine & Bram Goldsmith Campus, unless otherwise noted.

---

## Graphite I for Botanical Illustration

**At the Los Angeles County Arboretum and Botanic Garden, Arcadia**

Learn to observe and draw plants with accuracy. This hands-on drawing course enables students to develop perceptual acuity, analyze the role of light on form, and use tonal value skills that are essential in drawing any subject. Classes are held indoors at the Huntington Botanical Library, Art Collections and Botanic Garden in San Marino (or The Los Angeles County Arboretum and Botanic Garden in Arcadia). This course is suitable not only for beginners but also for those students with extensive drawing experience. Course includes demonstration, class discussion, and critique.

**Prerequisite:** XDWG1001 Drawing & Composition

**First class materials:** 14" X 17" Strathmore Drawing Pad Series 400, Medium (no sketch or recycled paper; you can use another brand), 14" X 17" Medium Weight Tracing Paper (any brand), 3 Drafting Pencil Holders and 1 Sharpener, Leads: 2H, HB and 2B leads (at least 2 each), Eraser Stick, Erasing Shield, Drafting Brush, Mars Drafting Dots (masking tape), Portable Task Light (Ott-Lite), (Vis a Vis wet erase fine point marker, Clip, 8" X 10" Plexi and 8" X 10" format supplied by teacher for \$10.00)

*September 11 – October 16*

*Sun 9:30am–4:30pm / 6 sessions / 16 students*

**Reg# 35277:** \$435 Non-credit

**Reg# 35278:** \$475 Certificate Credit

**Reg# 35279:** \$1370 College Credit (1.0)

*Instructor: Olga Eysymontt*

*XILU3556*

## Digital Drawing & Illustration I: Adobe Illustrator

Students are introduced to illustration and drawing on the Macintosh using Adobe Illustrator. Instruction focuses on the basic functions of the program including the use of the tool palette, menus, layers, color palette, and tracing tools for use in the design of logos, packaging, publications, signage, and illustrations. Course offers real-world solutions for professionals and artists. This hands-on course is taught in the Otis computer lab, and includes additional lab time on a sign-up basis at no additional cost.

**Prerequisite:** XDMA9011 Introduction to Computer Graphics, XDWG1001 Drawing & Composition

**First class materials:** USB Flash Drive

*September 13 – November 15*

*Tues 7:00–10:00pm / 10 sessions / 16 students*

**Reg# 35137:** \$745 Non-credit

**Reg# 35138:** \$780 Certificate Credit

**Reg# 35139:** \$1670 College Credit (1.0)

*Instructor: Moshé L. Godwin*

*XDMA9121*

## Storyboarding for Film and Animation

Storyboards help the designer, art director, producer, director, and client visualize a finished work. This course concentrates on translating a concept, idea, image or story into a sequenced visual format. Course explores how to create storyboards for advertising, feature films, television, animation, and game design. Includes step-by-step instruction from developing characters and backgrounds, to producing a final storyboard. Emphasis is on concept development and storytelling.

**Prerequisite:** XDWG1001 Drawing and Composition, or equivalent knowledge.

**First class materials:** 14" x 17" layout bond paper pad, 2H, HB, 2B pencil, black fine point, medium point and broad-tip markers. List of additional materials to be provided at first class meeting.

*September 10 – November 12*  
*Sat 1:30–4:30pm / 10 sessions / 16 students*  
**Reg# 35268:** \$435 Non-credit  
**Reg# 35269:** \$475 Certificate Credit  
**Reg# 35270:** \$1370 College Credit (1.0)  
*Instructor: Robert Roach*  
*XILU5019*

## Quick Sketch Techniques

This beginning/intermediate course focuses on quick sketch methods used by artists and animators for the purpose of conceptual design, capturing motion, visual documentation, and creative expression. Students use a variety of techniques and drawing media including line drawing, pen/ink, scribble lines, minimalism, and gesture drawing to communicate the physical descriptions of both animate and inanimate objects. Also covers perspective, line quality, and tone. Students engage in artistic exercises aimed at enhancing eye-hand coordination such as ambidextrous drawing and blind drawing.

**Prerequisite:** XDWG1001 Drawing & Composition; XDWG1014 Life Drawing

**First class materials:** TBD

*September 10 – November 12*  
*Sat 9:30am–12:30pm / 10 sessions / 16 students*  
**Reg# 35265:** \$435 Non-credit  
**Reg# 35266:** \$475 Certificate Credit  
**Reg# 35267:** \$1370 College Credit (1.0)  
*Instructor: Robert Roach*  
*XILU5020*

## Character Design for Animation and Cartooning

In this course, students learn to create believable and interesting characters for cartoons and animation. Course covers staging, silhouette, posture, structure, costume, color, and shapes, enabling students to create original entertaining characters by imbuing them with human traits. Explores the art of popular cartoonists, animation characters, and design types. Also includes where to apply your skills including internet, advertising, animation, video games, and illustration markets.

**Prerequisite:** None

**First class materials:** *Cartoon Animation* by Preston Blair, paper size, color pens or pencils, black construction paper

## Open House

CONTINUING EDUCATION

Sunday, August 21, 2016 1-3pm

Goldsmith Campus in Westchester  
9045 Lincoln Boulevard, 2nd floor

For reservations and further information,  
please call 310-665-6850.

*September 13 – November 15*  
*Tues 7:00–10:00pm / 10 sessions / 16 students*  
**Reg# 35271:** \$435 Non-credit  
**Reg# 35272:** \$475 Certificate Credit  
**Reg# 35273:** \$1370 College Credit (1.0)  
*Instructor: Lenord Robinson*  
*XILU6300*

## Illustrating Children's Books

**At the Camera Obscura Art Lab, Santa Monica**

In this course students explore the steps involved in illustrating a children's book. Through hands-on assignments, lectures, and critiques, students examine aesthetic and technical aspects including text analysis, concept development, character studies, and story boarding. Students create illustrations that harmonize with the text, produce a rough dummy, and create three pieces of full color, resolved illustrations. Also covers how to submit artwork and/or book proposals to art directors and editors, how to market your work and what you can expect in a publishing contract. Suitable for beginning to advanced artistic skills.

**Prerequisite:** None

**First class materials:** Note-taking materials. Also, please bring any rough sketches you would like to discuss, as well as a children's book, which has caught your fancy!

*September 12 – November 14*  
*Mon 7:00–10:00pm / 10 sessions / 16 students*  
**Reg# 35274:** \$435 Non-credit  
**Reg# 35275:** \$475 Certificate Credit  
**Reg# 35276:** \$1370 College Credit (1.0)  
*Instructor: Deborah Nourse Lattimore*  
*XILU6009*



# Interior & Home Design

**INTERIOR DESIGN CERTIFICATE PROGRAM** is a sequence of 18 courses intended for individuals beginning a new career, augmenting an existing career, or seeking to enhance their existing art or design skills. The program is geared for the adult learner and is designed to meet professional industry standards. Study begins with the development of an understanding of foundational design theory and leads to a translation of that knowledge into practical interior design requirements. Courses provide intensive, practical training leading to the development of a professional portfolio. The program is intended to prepare students for an entry-level position as an interior designer or decorator (SOC 27-1025\*). Students may select full-unit courses from the Lighting Design Certificate program to receive elective credit.

## THE 18 COURSE SEQUENCE

### Foundation Courses [4]:

- XDWG1001** Drawing and Composition
- XGRD1101** Color Theory & Design
- XGRD5012** Fundamentals of 2-Dimensional Design
- XINT3000** Fundamentals of 3-Dimensional Design

### Core Courses [12]:

- XINT7010** Introduction to Interior Design
- XINT7200** Drafting I
- XINT7300** Design Studio I
- XINT7016** Perspective Drawing
- XINT7017** Surface Materials & Presentation Techniques
- XINT7205** AutoCAD for Interior Design
- XINT7201** Drafting II
- XINT7301** Design Studio II
- XINT7012** History of Interior Design and Furniture
- XINT7040** Space Planning
- XINT7060** Interior Lighting Design
- XINT7302** Design Studio III

### Electives [2]:

Choose from listed electives.

## ESTIMATED TOTAL PROGRAM COST

The estimated program costs listed below are based on students completing two courses per term (four terms) over a two-year period. A completed Certificate Application and \$175 fee are required for official enrollment in the certificate program.

Certificate Application:	\$175
Tuition:	\$8,020
Fees:	\$351
Supplies & Books:	\$2,200
<b>Total:</b>	<b>\$10,746</b>

**Note:** Certificate program courses are open to all students. Students, interested in taking certificate program courses for professional growth or personal development, are welcome to attend.

For further information, or to speak with a counselor, please call 310-665-6850.

**All courses take place at Otis College of Art and Design's Elaine & Bram Goldsmith Campus, unless otherwise noted.**

## FOUNDATION COURSES:

---

### Drawing & Composition

This beginning course develops skills in the elements of drawing and composition. Through demonstration, class exercises, and critiques, students explore concepts including contour line, cross contour, modeling, uses of marks to show form and space, perspective, scale and measurement, and positive/negative space.

**Prerequisite:** None

**First class materials for Adams:** One box of Staedler Mars graphite pencils 6H to 8B; one roll of drafting tape or artists tape (low tack tape), 1/2" thick; one Staedler Mars white plastic eraser; one pencil sharpener; one Masonite drawing board with two clips and pink rubber band (large enough to hold an 18" x 24" sketch pad; one 18" x 24" Strathmore recycled drawing tablet (dark green cover) or Strathmore drawing tablet (brown cover) First class materials for Bledsoe: 18" x 24" newsprint pad, drawing board, 9" x 12" sketchbook, charcoal pencils (HB, 2B, 4B), graphite pencils, ebony pencil, kneaded eraser, retractable knife, pencil sharpener

**First class materials for Bledsoe:** 18" x 24" newsprint pad, drawing board, 9" x 12" sketchbook, charcoal pencils (HB, 2B, 4B), graphite pencils, ebony pencil, kneaded eraser, retractable knife, pencil sharpener

**First class materials for Jones:** Drawing board; 18" x 24" sketchpad (Strathmore, Canson, Aquabee); 11" x 14" sketchbook; Charcoal pencils: hard (HB or B), medium (2B or 4B), soft (6B or 8B); Pastel pencils: Faber-Castell "PITT" or Stabilo "CarbOthello" pencils, NO Conte' pastel pencils; Pastel colors: dark sephia in PITT and one or two other dark earth-tones, blues, reds; Colored pencils: Faber-Castell "Polychromos" and Berol "Prismacolor" Colors: two or three in dark colors (black, reds, blues, etc.; Do not get watercolor versions of these pencils) Kneaded rubber eraser; Eraser shield; Razor blades; Small piece #100 sandpaper (3" x 4"); Chamois; 18" x 2" "See-Thru Ruler" (plastic)

*September 11 – December 4 (no mtg. 11/27)*

*Sun 9:30am–12:30pm / 12 sessions / 20 students*

**Reg# 35348:** \$435 Non-credit

**Reg# 35349:** \$475 Certificate Credit

**Reg# 35350:** \$1370 College Credit (1.0)

*Instructor: Beverly Bledsoe*

*XDWG1001*

*September 13 – November 29*

*Tues 7:00–10:00pm / 12 sessions / 20 students*

**Reg# 35354:** \$435 Non-credit

**Reg# 35355:** \$475 Certificate Credit

**Reg# 35356:** \$1370 College Credit (1.0)

*Instructor: Ken Jones*

*XDWG1001*

### At the Skirball Cultural Center

*September 15 – December 8 (no mtg. 11/24)*

*Thur 7:00–10:00pm / 12 sessions / 20 students*

**Reg# 35351:** \$435 Non-credit

**Reg# 35352:** \$475 Certificate Credit

**Reg# 35353:** \$1370 College Credit (1.0)

*Instructor: Lisa Adams*

*XDWG1001*

### Color Theory & Design

An essential course for anyone pursuing or currently working in any art or design field who must communicate effectively with color. Confidence and skill are developed through weekly color-mixing exercises and homework projects using gouache. Through lecture, demonstration, critique, and practical experience, students investigate color theory, historical color comparison, color in nature, and analyze masterpiece color. Lectures include the phenomena of color and light and the use of color as a marketing tool.

**Prerequisite:** None (may be taken concurrently with XGRD5012 Fundamentals of 2-Dimensional Design)

**First class materials for staff:** TBD

**First class materials for Kaisershot:** TBD

**First class materials for Oxley:** TBD

*September 10 – December 3 (no mtg. 11/26)*

*Sat 2:00–5:00pm / 12 sessions / 16 students*

**Reg# 35220:** \$435 Non-credit

**Reg# 35221:** \$475 Certificate Credit

**Reg# 35222:** \$1370 College Credit (1.0)

*Instructor: Staff*

*XGRD1101*

*September 14 – December 7 (no mtg. 11/23)*

*Wed 7:00–10:00pm / 12 sessions / 16 students*

**Reg# 35226:** \$435 Non-credit

**Reg# 35227:** \$475 Certificate Credit

**Reg# 35228:** \$1370 College Credit (1.0)

*Instructor: Jeff Kaisershot*

*XGRD1101*

## At the Los Angeles County Arboretum and Botanic Garden

September 11 – December 4 (no mtg. 11/27)

Sun 1:00–4:00pm / 12 sessions / 16 students

**Reg# 35223:** \$435 Non-credit

**Reg# 35224:** \$475 Certificate Credit

**Reg# 35225:** \$1370 College Credit (1.0)

*Instructor: Lisa Oxley*

XGRD1101

## Fundamentals of 2-Dimensional Design

This foundation-level course introduces design for the beginner through the application and understanding of 2-dimensional elements and principles. Course offers preparation for beginners and professionals in several design areas. Weekly achromatic (non-color) projects deal with fundamentals of line, space, directional movement, balance, value, texture, pattern, and monochromes. Confidence in hand skills is developed and a final project in the student's area of interest is required. Students gain exposure to a range of current and historical design forms. Class includes studio time, slide lectures, and critique.

**Prerequisite:** None (may be taken concurrently with XGRD1101 Color Theory & Design)

**First class materials for staff:** TBD

**First class materials for Osherow:** Sketchbook, pencil, ruler, medium and broad point black felt markers

September 10 – December 3 (no mtg. 11/26)

Sat 10:00am–1:00pm / 12 sessions / 16 students

**Reg# 35229:** \$435 Non-credit

**Reg# 35230:** \$475 Certificate Credit

**Reg# 35231:** \$1370 College Credit (1.0)

*Instructor: Chris Rowland*

XGRD5012

September 14 – December 7 (no mtg. 11/23)

Wed 7:00–10:00pm / 12 sessions / 16 students

**Reg# 35232:** \$435 Non-credit

**Reg# 35233:** \$475 Certificate Credit

**Reg# 35234:** \$1370 College Credit (1.0)

*Instructor: Randy Osherow*

XGRD5012

## CORE COURSES

### Introduction to Interior Design

A comprehensive introduction to the field of interior design. Students learn the essential principles to create aesthetically pleasing and functional interiors for residential or commercial spaces. Topics include fundamental design principles, basic color theory, appropriate use of materials, fabric and furniture selection, space planning, and historical periods that continue to influence the field of interior design today. Course focuses on the elements of design, exploring the overall concepts that go into creating a design.

**Prerequisite:** None

**First class materials:** TBD

September 13 – November 15

Tues 7:00–10:00pm / 10 sessions / 16 students

**Reg# 35280:** \$435 Non-credit

**Reg# 35281:** \$475 Certificate Credit

**Reg# 35282:** \$1370 College Credit (1.0)

*Instructor: Ty Wynn*

XINT7010

### Drafting I

An introduction to the drafting methods and techniques used to create floor plans and elevation views for interior design. In this course students learn to use the basic tools and procedures of drafting to develop effective interior design plans. Course covers tools and applications; practical use of architectural measurement and scale; use of dimensioning methods; and the development of legends. Explores how to incorporate design ideas into a practical plan format to fully realize the interior concept. Students design a unique 800 square foot Minimalist micro mountain retreat, as a vehicle to learn critical drafting methods and techniques. Emphasis is on developing design concepts.

**Prerequisite:** None

**First class materials:** One each of the following – 14" 30-60 STD triangle, 8" 45 Degree STD triangle, 12" triangle (Arch Hand Scale), H Mars-Lumograph pencil, 2H Mars-Luograph pencil, Sanford Tuff Stuff eraser, Sanford Tuff Stuff Eraser Refill (2-Pak), erasing shield, Ames Lettering Guide, Pocket Pal Template, 8 sheets of 24" x 36", 16lb. plain clearprt Vellum, 1 roll of Drafting Dots

*September 13 – November 15*

*Tues 7:00–10:00pm / 10 sessions / 16 students*

**Reg# 35283:** \$435 Non-credit

**Reg# 35284:** \$475 Certificate Credit

**Reg# 35285:** \$1370 College Credit (1.0)

*Instructor: Shepard Vineburg*

*XINT7200*

## Drafting II

Students continue exploring the drafting methods and techniques learned in Drafting I, to create floor plans and elevation views for commercial interior design. In this course students further develop their drafting skills in order to create effective interior design plans. Explores how to incorporate design ideas into a practical plan format to fully realize the interior concept. Emphasis is on developing design concepts for commercial applications including office, restaurant, and retail spaces.

**Prerequisite:** XINT7200 Drafting I

**First class materials:** One each of the following – 14" 30-60 STD triangle, 8" 45 Degree STD triangle, 12" triangle (Arch Hand Scale), H Mars-Lumograph pencil, 2H Mars-Lumograph pencil, Sanford Tuff Stuff eraser, Sanford Tuff Stuff Eraser Refill (2-Pak), erasing shield, Ames Lettering Guide, Pocket Pal Template, 8 sheets of 24" x 36", 16lb. plain clearprt Vellum, 1 roll of Drafting Dots

*September 13 – November 15*

*Tues 7:00–10:00pm / 10 sessions / 16 students*

**Reg# 35286:** \$435 Non-credit

**Reg# 35287:** \$475 Certificate Credit

**Reg# 35288:** \$1370 College Credit (1.0)

*Instructor: Shepard Vineburg*

*XINT7201*

## AutoCAD

A course focusing on the basic skills of computer aided drafting. Students develop an understanding of CAD programs, as used in design offices for the production of floor plans, sections, and details.

**Prerequisite:** Drafting I or equivalent knowledge

**First class materials:** TBD

*September 12 – November 14*

*Mon 7:00–10:00pm / 10 sessions / 16 students*

**Reg# 35484:** \$745 Non-credit

**Reg# 35485:** \$780 Certificate Credit

**Reg# 35486:** \$1670 College Credit (1.0)

*Instructor: Adham Refaat*

*XINT7400*

## Design Studio I

In this practical course, students work with architectural floor plans to create room designs, space plans, and color palettes. Students learn how to render furniture, accessories, and surface treatments, complete with shadows and light sources. Using one and two-point perspective students design rooms, allowing one to visualize the final space, as you would present it to a client. Also covers treatment with actual materials such as fabrics, tile, wood, brick, and granite.

**Prerequisite:** XINT7016 Perspective Drawing Techniques

**First class materials:** One black medium-tip Sharpie pen; warm gray markers in 2, 5, and 7 color strengths; one roll of 24" wide sketch tissue paper; sketch book

*September 14 – November 16*

*Wed 7:00–10:00pm / 10 sessions / 6 students*

**Reg# 35289:** \$435 Non-credit

**Reg# 35290:** \$475 Certificate Credit

**Reg# 35291:** \$1370 College Credit (1.0)

*Instructor: Ty Wynn*

*XINT7300*

## Perspective Drawing

Developed during the Renaissance, perspective was as innovative then as the Internet is today. Perspective enabled artists to create the illusion of depth, volume, and three-dimensional space on a two-dimensional picture plane. In this hands-on course, students learn to use one and two-point perspective to render three-dimensional spaces and objects including interior spaces, furniture, products, and accessories. Students work in class every session and should bring supplies to all class meetings.

**Prerequisite:** XDWG1001 Drawing & Composition

**First class materials:** TBD

*September 12 – November 14*

*Mon 7:00–10:00pm / 10 sessions / 16 students*

**Reg# 35321:** \$435 Non-credit

**Reg# 35322:** \$475 Certificate Credit

**Reg# 35323:** \$1370 College Credit (1.0)

*Instructor: Scott Zaragoza*

*XPRD7607*

Visit our web site:

[www.otis.edu](http://www.otis.edu)

## Design Studio II

In this continuation of Design Studio I, students work with architectural floor plans to create room designs, space plans, and color palettes. Students further develop their skills as they render furniture, accessories, and surface treatments, complete with shadows and light sources. Students design rooms allowing one to visualize the final space, as would be presented to a client.

**Prerequisite:** XINT7300 Design Studio I

**First class materials:** One black medium-tip Sharpie pen; warm gray markers in 2, 5, and 7 color strengths; one roll of 24" wide sketch tissue paper; sketch book

*September 14 – November 16*

*Wed 7:00–10:00pm / 10 sessions / 6 students*

**Reg# 35292:** \$435 Non-credit

**Reg# 35293:** \$475 Certificate Credit

**Reg# 35294:** \$1370 College Credit (1.0)

*Instructor: Ty Wynn*

*XINT7301*

## Surface Materials & Presentation Techniques

Course surveys properties, production, and use of materials including natural and human-made resources for floors, walls, and other surfaces. Covers wood, stone, textile, ceramic, and finishes.

**Prerequisites:** XINT7010 Introduction to Interior Design or equivalent knowledge

**First class materials:** TBD

*September 15 – November 17*

*Thur 7:00–10:00pm / 10 sessions / 16 students*

**Reg# 35298:** \$435 Non-credit

**Reg# 35299:** \$475 Certificate Credit

**Reg# 35300:** \$1370 College Credit (1.0)

*Instructor: Ty Wynn*

*XINT7017*

## History of Interior Design and Furniture

This ten-week course explores the major interior design periods and styles from ancient to modern with an emphasis on interiors, furniture, and decorative arts through lectures, field trips and student projects. Assignments include period readings, project analysis, and student presentations. Field trips include two of the following locations: the Getty Villa to engage ancient roman interiors, the Getty Museum to explore the wonders of 18th c French furniture, the Gamble House for a unique craftsman experience, and one or more of the 20th c Case Study Houses or LAMA (Los Angeles Modern Auctions). This course is incredibly fast paced, fun, and jamb packed with information, experience, and student engagement. Students must be available for Monday night lectures, as well as two Saturday field trips be announced the first week of class.

**Prerequisite:** None

**First class materials:** Note-taking materials

*September 12 – November 14*

*Mon 7:00–10:00pm / 10 sessions / 16 students*

**Reg# 35301:** \$435 Non-credit

**Reg# 35302:** \$475 Certificate Credit

**Reg# 35303:** \$1370 College Credit (1.0)

*Instructor: Jennifer Doublet*

*XINT7012*

## Design Studio III

Course covers the planning, preparation, and presentation of portfolio projects. Class culminates with a formal design presentation and critique.

**Prerequisite:** XINT7301 Design Studio II

**First class materials:** TBD

*September 14 – November 16*

*Wed 7:00–10:00pm / 10 sessions / 6 students*

**Reg# 35295:** \$435 Non-credit

**Reg# 35296:** \$475 Certificate Credit

**Reg# 35297:** \$1370 College Credit (1.0)

*Instructor: Ty Wynn*

*XINT7302*

# Lighting Design

**LIGHTING DESIGN CERTIFICATE PROGRAM** provides intensive study in lighting design for individuals who are beginning a new career, making a career change, or seeking to enhance their existing art or design skills in a related field. The program combines the theoretical study of lighting conditions and effects with the acquisition of technical skills about the design of lighting systems in both indoor and outdoor spaces. The program intends to prepare students to enter and become a lighting designer (SOC 27-1025\*) or to augment their current design practices and experience.

## THE COURSE SEQUENCE

### Prerequisite Courses [3]:

Students must complete the following three courses prior to beginning the core courses, or *have equivalent* knowledge.

- XINT7200** Drafting I
- XINT7201** Drafting II
- XINT7205** AutoCAD for Interior Design

### Core Courses [6]:

- XALI362** Lighting Fundamentals
- XALI366** Light, Health, and Global Responsibility
- XALI471** Advanced Lighting Design
- XALI472** Luminaire and Control Technologies
- XALI474** Lighting Internship

## ESTIMATED PROGRAM COST

The estimated program costs listed below are based on students completing two courses per term (four terms) over a two-year period. A completed Certificate Application and \$175 fee are required for official enrollment in the Certificate program.

Certificate Application:	\$175
Tuition:	\$5,410 (\$3,840 without Prerequisites)
Fees:	\$156
Supplies & Books:	\$1,000
<b>Total:</b>	<b>\$6,741</b> (\$5,171 without Prerequisites)

**Note:** Certificate program courses are open to all students. Students, interested in taking certificate program courses for professional growth or personal development, are welcome to attend.

For further information, or to speak with a counselor, please call 310-665-6850.

**All courses take place at Otis College of Art and Design's Elaine & Bram Goldsmith Campus, unless otherwise noted.**

## Early Bird Discount

Otis Continuing Education offers a \$50 discount on most courses, for students enrolling on or before the Open House on August 21, 2016.  
For more information, see page 101.

\*Department of Labor Standard Occupational Code



## PREREQUISITE COURSES:

---

### Drafting I

An introduction to the drafting methods and techniques used to create floor plans and elevation views for interior design. In this course students learn to use the basic tools and procedures of drafting to develop effective interior design plans. Course covers tools and applications; practical use of architectural measurement and scale; use of dimensioning methods; and the development of legends. Explores how to incorporate design ideas into a practical plan format to fully realize the interior concept. Students design a unique 800 square foot Minimalist micro mountain retreat, as a vehicle to learn critical drafting methods and techniques. Emphasis is on developing design concepts.

**Prerequisite:** None

**First class materials:** One each of the following – 14" 30-60 STD triangle, 8" 45 Degree STD triangle, 12" triangle (Arch Hand Scale), H Mars-Lumograph pencil, 2H Mars-Luograph pencil, Sanford Tuff Stuff eraser, Sanford Tuff Stuff Eraser Refill (2-Pak), erasing shield, Ames Lettering Guide, Pocket Pal Template, 8 sheets of 24" x 36", 16lb. plain clearprt Vellum, 1 roll of Drafting Dots.

*September 13 – November 15*

*Tues 7:00–10:00pm / 10 sessions / 16 students*

**Reg# 35283:** \$435 Non-credit

**Reg# 35284:** \$475 Certificate Credit

**Reg# 35285:** \$1370 College Credit (1.0)

*Instructor: Shepard Vineburg*

*XINT7200*

### Drafting II

Students continue exploring the drafting methods and techniques learned in Drafting I, to create floor plans and elevation views for commercial interior design. In this course students further develop their drafting skills in order to create effective interior design plans. Explores how to incorporate design ideas into a practical plan format to fully realize the interior concept. Emphasis is on developing design concepts for commercial applications including office, restaurant, and retail spaces.

**Prerequisite:** XINT7200 Drafting I

**First class materials:** One each of the following – 14" 30-60 STD triangle, 8" 45 Degree STD triangle, 12" triangle (Arch Hand Scale), H Mars-Lumograph pencil, 2H Mars-Luograph pencil, Sanford Tuff Stuff eraser, Sanford Tuff Stuff Eraser Refill (2-Pak), erasing shield, Ames Lettering Guide, Pocket Pal Template, 8 sheets of 24" x 36", 16lb. plain clearprt Vellum, 1 roll of Drafting Dots.

*September 13 – November 15*

*Tues 7:00–10:00pm / 10 sessions / 16 students*

**Reg# 35286:** \$435 Non-credit

**Reg# 35287:** \$475 Certificate Credit

**Reg# 35288:** \$1370 College Credit (1.0)

*Instructor: Shepard Vineburg*

*XINT7201*

### Lighting Fundamentals

The basic design and technical requirements of lighting systems are studied, with an emphasis on commercial and entertainment applications. REGISTRATION DEADLINE: Friday, 8/26/16

**Prerequisite:** XINT7200 Drafting I & XINT7201 Drafting I, or ARLI250 Studio I, or equivalent experience

**First class materials:** Note-taking materials

*September 13 – December 6*

*Tues 7:00–10:30pm / 13 sessions / 10 students*

**Reg# 35307:** \$595 Non-credit

**Reg# 35308:** \$640 Certificate Credit

**Reg# 35309:** \$2740 College Credit (2.0)

*(NOTE: this course qualifies for two electives for the Interior Design Certificate Program; Registration deadline: Friday, 8/26/16)*

*Instructor: Kathy Prygoda*

*XALI362*

# Open House

## CONTINUING EDUCATION

Sunday, August 21, 2016 1-3pm

Goldsmith Campus in Westchester  
9045 Lincoln Boulevard, 2nd floor

For reservations and further information,  
please call 310-665-6850.

## Light, Health, and Global Responsibility

The use and effects of constructed lighting conditions and daylighting upon the planet and human activities, visual perception and health are introduced, researched and analyzed through projects. REGISTRATION DEADLINE: Friday, 8/26/16

**Prerequisite:** XINT7200 Drafting I & XINT7201 Drafting I, or ARLI250 Studio I, or equivalent experience

**First class materials:** Note-taking materials

*September 14 – December 14 (no mtg. 11/23)  
Wed 7:00–10:30pm / 13 sessions / 10 students*

**Reg# 35304:** \$595 Non-credit

**Reg# 35305:** \$640 Certificate Credit

**Reg# 35306:** \$2740 College Credit (2.0)

*(NOTE: this course qualifies for two electives  
for the Interior Design Certificate Program;*

*Registration deadline: Friday, 8/26/16)*

*Instructor: Dawn Hollingsworth*

*XALI366*

## Lighting Internship

Students work under close supervision of the existing staff of a professional lighting design firm (Employer). Work includes the introduction to, observation and/or practice of professional activities, excluding clerical, as supervised and documented by the Employer, and that comply with US WHD Fact Sheet #71: Internship Programs Under the Fair Labor Standards Act, Test for Unpaid Interns. The duration of work must equal and may not exceed 90 hours. This course may be repeated for credit.

**Prerequisite:** ARLI471 / XALI471 Advanced Lighting Design, and confirmed internship appointment as arranged and/or approved by A/L/I Chair.

**First class materials:** TBD

*Dates to be arranged*

*To be arranged / 6 sessions / limited enrollment*

**Reg# 35314:** \$640 Certificate Credit

**Reg# 35315:** \$2740 College Credit (2.0)

*(NOTE: this course qualifies for two electives for  
the Interior Design Certificate Program)*

*Instructor: Linda Pollari*

*XALI469*

## AutoCAD

A course focusing on the basic skills of computer aided drafting. Students develop an understanding of CAD programs, as used in design offices for the production of floor plans, sections, and details.

**Prerequisite:** Drafting I or equivalent knowledge

**First class materials:** TBD

*September 12 – November 14*

*Mon 7:00–10:00pm / 10 sessions / 16 students*

**Reg# 35484:** \$745 Non-credit

**Reg# 35485:** \$780 Certificate Credit

**Reg# 35486:** \$1670 College Credit (1.0)

*Instructor: Adham Refaat*

*XINT7400*

# Product Design

**PRODUCT DESIGN CERTIFICATE PROGRAM** is a sequence of nine core courses intended for individuals beginning a new career, augmenting an existing career, or seeking to enhance their existing art or design skills. The program is geared for the adult learner and is designed to meet professional industry standards. Study begins with the development of an understanding of foundational design theory and leads to a translation of that knowledge into practical product design requirements. Courses provide intensive, practical training leading to the development of a professional portfolio. The program is intended to prepare students for an entry-level position as a product designer (SOC 27-1021\*).

## THE COURSE SEQUENCE

### Prerequisite Courses [5]:

Students must complete the following five courses prior to beginning the core courses, or *have equivalent* knowledge.

- > Drawing and Composition
- > Fundamentals of 2-Dimensional Design
- > Fundamentals of 3-Dimensional Design
- > Perspective Drawing
- > Introduction to Digital Design

### Core Courses [9]:

- > Introduction to Product Design
- > Visual Communication I
- > Visual Communication II
- > Introduction to 3D Modeling (SolidWorks)
- > Advanced 3D Modeling (SolidWorks)
- > Product Design Studio I  
(or pre-approved studio course\*\*)
- > Product Design Studio II  
(or pre-approved studio course\*\*)
- > Product Design Studio III  
(or pre-approved studio course\*\*)
- > Professional Practices: Design Your Future

## ESTIMATED TOTAL PROGRAM COST

The estimated program costs listed below are based on students completing two courses per term (five terms) over a two-year period. A completed Certificate Application and \$175 fee are required for official enrollment in the Certificate program.

Certificate Application:	\$175
Tuition:	\$4,275
Fees:	\$195
Supplies & Books:	\$1,800
<b>Total:</b>	<b>\$6,445</b>

**Note:** Certificate program courses are open to all students. Students, interested in taking certificate program courses for professional growth or personal development, are welcome to attend.

For further information, or to speak with a counselor, please call 310-665-6850.

**All courses take place at Otis College of Art and Design's Elaine & Bram Goldsmith Campus, unless otherwise noted.**

\*Department of Labor Standard Occupational Code

\*\*Students may substitute a course such as Introduction to Footwear Design or Introduction to Ceramic Production with department approval

# CERTIFICATE PROGRAM REVISION

## FALL 2016

The Product Design Certificate Program has been revised to meet changing industry standards and address our students' need for increased flexibility.

Please contact the Continuing Education office for more information.

[www.otis.edu/ce](http://www.otis.edu/ce) | [otisce@otis.edu](mailto:otisce@otis.edu) | 310-665-6850

## PREREQUISITE COURSES:

### Drawing & Composition

This beginning course develops skills in the elements of drawing and composition. Through demonstration, class exercises, and critiques, students explore concepts including contour line, cross contour, modeling, uses of marks to show form and space, perspective, scale and measurement, and positive/negative space.

**Prerequisite:** None

**First class materials for Adams:** One box of Staedler Mars graphite pencils 6H to 8B; one roll of drafting tape or artists tape (low tack tape), 1/2" thick; one Staedler Mars white plastic eraser; one pencil sharpener; one Masonite drawing board with two clips and pink rubber band (large enough to hold an 18" x 24" sketch pad; one 18" x 24" Strathmore recycled drawing tablet (dark green cover) or Strathmore drawing tablet (brown cover) First class materials for Bledsoe: 18" x 24" newsprint pad, drawing board, 9" x 12" sketchbook, charcoal pencils (HB, 2B, 4B), graphite pencils, ebony pencil, kneaded eraser, retractable knife, pencil sharpener

**First class materials for Bledsoe:** 18" x 24" newsprint pad, drawing board, 9" x 12" sketchbook, charcoal pencils (HB, 2B, 4B), graphite pencils, ebony pencil, kneaded eraser, retractable knife, pencil sharpener

**First class materials for Jones:** Drawing board; 18" x 24" sketchpad (Strathmore, Canson, Aqua-bee); 11" x 14" sketchbook; Charcoal pencils: hard (HB or B), medium (2B or 4B), soft (6B or 8B); Pastel pencils: Faber-Castell "PITT" or Stabilo "CarbOthello" pencils, NO Conte' pastel pencils;

Pastel colors: dark sephia in PITT and one or two other dark earth-tones, blues, reds; Colored pencils: Faber-Castell "Polychromos" and Berol "Prismacolor" Colors: two or three in dark colors (black, reds, blues, etc.; Do not get watercolor versions of these pencils) Kneaded rubber eraser; Eraser shield; Razor blades; Small piece #100 sandpaper (3" x 4"); Chamois; 18" x 2" "See-Thru Ruler" (plastic)

*September 11 – December 4 (no mtg. 11/27)*

*Sun 9:30am–12:30pm / 12 sessions / 20 students*

**Reg# 35348:** \$435 Non-credit

**Reg# 35349:** \$475 Certificate Credit

**Reg# 35350:** \$1370 College Credit (1.0)

*Instructor: Beverly Bledsoe*

*XDWG1001*

*September 13 – November 29*

*Tues 7:00–10:00pm / 12 sessions / 20 students*

**Reg# 35354:** \$435 Non-credit

**Reg# 35355:** \$475 Certificate Credit

**Reg# 35356:** \$1370 College Credit (1.0)

*Instructor: Ken Jones*

*XDWG1001*

### At the Skirball Cultural Center

*September 15 – December 8 (no mtg. 11/24)*

*Thur 7:00–10:00pm / 12 sessions / 20 students*

**Reg# 35351:** \$435 Non-credit

**Reg# 35352:** \$475 Certificate Credit

**Reg# 35353:** \$1370 College Credit (1.0)

*Instructor: Lisa Adams*

*XDWG1001*

## Fundamentals of 2-Dimensional Design

This foundation-level course introduces design for the beginner through the application and understanding of 2-dimensional elements and principles. Course offers preparation for beginners and professionals in several design areas. Weekly achromatic (non-color) projects deal with fundamentals of line, space, directional movement, balance, value, texture, pattern, and monochromes. Confidence in hand skills is developed and a final project in the student's area of interest is required. Students gain exposure to a range of current and historical design forms. Class includes studio time, slide lectures, and critique.

**Prerequisite:** None (may be taken concurrently with XGRD1101 Color Theory & Design)

**First class materials for staff:** TBD

**First class materials for Osherow:** Sketchbook, pencil, ruler, medium and broad point black felt markers

*September 10 – December 3 (no mtg. 11/26)*

*Sat 10:00am–1:00pm / 12 sessions / 16 students*

**Reg# 35229:** \$435 Non-credit

**Reg# 35230:** \$475 Certificate Credit

**Reg# 35231:** \$1370 College Credit (1.0)

*Instructor: Staff*

XGRD5012

*September 14 – December 7 (no mtg. 11/23)*

*Wed 7:00–10:00pm / 12 sessions / 16 students*

**Reg# 35232:** \$435 Non-credit

**Reg# 35233:** \$475 Certificate Credit

**Reg# 35234:** \$1370 College Credit (1.0)

*Instructor: Randy Osherow*

XGRD5012

## Perspective Drawing

Developed during the Renaissance, perspective was as innovative then as the Internet is today. Perspective enabled artists to create the illusion of depth, volume, and three-dimensional space on a two-dimensional picture plane. In this hands-on course, students learn to use one and two-point perspective to render three-dimensional spaces and objects including interior spaces, furniture, products, and accessories. Students work in class every session and should bring supplies to all class meetings.

**Prerequisite:** XDWG1001 Drawing & Composition

**First class materials:** TBD

*September 12 – November 14*

*Mon 7:00–10:00pm / 10 sessions / 16 students*

**Reg# 35321:** \$435 Non-credit

**Reg# 35322:** \$475 Certificate Credit

**Reg# 35323:** \$1370 College Credit (1.0)

*Instructor: Scott Zaragoza*

XPRD7607

## Introduction to Digital Design

Learn the basics of computer operation for graphics applications. Instruction focuses on the Mac platform and introduces students to hierarchical structure, graphic interface, and various applications. Students are exposed to a wide array of digital graphics software applications including: Adobe Illustrator, Adobe Photoshop, QuarkXpress, Adobe InDesign, Adobe Flash, and Adobe Dreamweaver. (Please note: software varies depending on course emphasis.) This hands-on course is taught in the Otis computer lab, and includes additional lab time on a sign-up basis at no additional cost.

**Prerequisite:** XCMP9200 Basic Computer Operations or equivalent knowledge

**First class materials for Godwin:** USB Flash Drive; Please test functionality of disk before use.

**First class materials for Marinaccio:** USB Flash Drive; note-taking materials

**(Emphasis: Web Design/Multimedia)**

*September 10 – November 12*

*Sat 1:00–4:00pm / 10 sessions / 16 students*

**Reg# 35128:** \$745 Non-credit

**Reg# 35129:** \$780 Certificate Credit

**Reg# 35130:** \$1670 College Credit (1.0)

*Instructor: Moshé L. Godwin*

XDMA9011

**(Emphasis: Graphic Design/Print)**

*September 10 – November 12*

*Sat 9:00am–12:00pm / 10 sessions / 16 students*

**Reg# 35134:** \$745 Non-credit

**Reg# 35135:** \$780 Certificate Credit

**Reg# 35136:** \$1670 College Credit (1.0)

*Instructor: Kathleen Marinaccio*

XDMA9011

# Open House

## CONTINUING EDUCATION

Sunday, August 21, 2016 1-3pm

Goldsmith Campus in Westchester  
9045 Lincoln Boulevard, 2nd floor

For reservations and further information,  
please call 310-665-6850.

## CORE COURSES:

### Introduction to Product Design

A course designed to build an understanding of the product design process used by professional designers around the world. Course explores major steps including research and analysis, concept generation, design development, engineering principles, material fundamentals, mechanical layout, ergonomic principles, 2D design sketching and rendering, 3D model making, and presentation techniques. In this course students design an original product, from initial concept to final design. Students are guided through the design process via weekly assignments and project reviews with emphasis on developing innovative and compelling design solutions. Students develop their skills in the areas of thinking and communication, problem solving, design language, design aesthetics, and the principles of sustainable design. Also covers drawing techniques, perspective, composition, and professional communication techniques.

**Prerequisite:** None

**First class materials:** TBD

*September 14 – November 16*

*Wed 7:00–10:00pm / 10 sessions / 16 students*

**Reg# 35318:** \$435 Non-credit

**Reg# 35319:** \$475 Certificate Credit

**Reg# 35320:** \$1370 College Credit (1.0)

*Instructor: Michael Kollins*

*XPRD7501*

### Visual Communication I

A studio course focused on developing mind – eye – hand rapid visualization skills that communicate multiple ideas quickly and delineate form and function clearly. Assignments integrate the intentional use of color to enhance basic line work, resulting in compelling images. Exploration of varied media allows the student to discover their preferred method of communication. Students are encouraged to expand their skills beyond their comfort zone to learn new methods of successful visual communication. Proficiency with multiple media gives the designer a wider range of styles that convey specific messages.

**Prerequisite:** XDWG Drawing and Composition

**First class materials:** TBD

*September 13 – November 15*

*Tues 7:00–10:00pm / 10 sessions / 16 students*

**Reg# 35327:** \$435 Non-credit

**Reg# 35328:** \$475 Certificate Credit

**Reg# 35329:** \$1370 College Credit (1.0)

*Instructor: Staff*

*XPRD3052*

### Introduction to 3D Digital Modeling: Rhino/SolidWorks

A computer studio course teaches students fundamentals of 3D modeling also known as CAD – Computer Aided Design. Emphasis is on developing the ability to create computer generated objects and products using Rhino and SolidWorks. These digital computer skills enhance the analog hand skills taught in the other studio courses. Projects result in files that can be successfully transferred and executed by a 3D printer also known as rapid prototyping. Simple rendering techniques for 2D execution are also taught as another method of communicating forms and products.

**Prerequisite:** None

**First class materials:** Note-taking materials

*September 11 – November 13*

*Sun 9:30am–12:30pm / 10 sessions / 16 students*

**Reg# 35324:** \$745 Non-credit

**Reg# 35325:** \$780 Certificate Credit

**Reg# 35326:** \$1670 College Credit (1.0)

*Instructor: Luis Ruiz*

*XPRD7503*





## Product Design Studio I: Small Hard-goods

A course that focuses on understanding the design of small objects made from wood/metal/plastic or other hard materials. Utilizing the product design process, students design and fabricate prototype objects integrating various materials and processes. Course emphasizes portfolio quality work exhibiting process and execution. Students develop compelling products of their interest applying real world requirements solving relevant design problems. Design solutions address economic, sustainability, marketing, and retail issues.

**Prerequisites:** None

**First class materials:** TBD

*September 13 – November 15*

*Tues 7:00–10:00pm / 10 sessions / 16 students*

**Reg# 35512:** \$435 Non-credit

**Reg# 35513:** \$475 Certificate Credit

**Reg# 35514:** \$1370 College Credit (1.0)

*Instructor: Robert Dean Pierone*

*XPRD7200*

## ELECTIVES:

---

### Introduction to Ceramic Production

#### *Early Start*

With emphasis on functional ceramics, students are introduced to two-piece plaster mold making, slip casting, hump and slump molds, extrusion, potter's wheel, and low fire non-toxic glazes. By the end of the course, students produce a cup, bowl, plate, and vase. Lab hours: Thursday, 5:00–7:00pm.

**Prerequisite:** None

**First class materials:** TBD

*September 1 – December 15 (no mtg. 11/24)*

*Thur 7:00–10:00pm / 15 sessions / 16 students*

**Reg# 35369:** \$435 Non-credit

**Reg# 35370:** \$475 Certificate Credit

**Reg# 35371:** \$1370 College Credit (1.0)  
*(\$35 lab fee payable upon registration)*

*Instructor: Joan Takayama-Ogawa*

*XCER1106*

# Textile/Surface Design

**TEXTILE/SURFACE DESIGN CERTIFICATE PROGRAM** is a sequence of eight courses designed to offer training in the technical and creative skills required to begin a career in the textile/surface design field as a colorist, repeat artist, designer, or stylist.

This comprehensive program of study has been designed to prepare students for an entry level position as a textile production artist (SOC 51-6099\*) as it relates to areas of applied design including home furnishings, fashion apparel, wall coverings, floor coverings, decorative papers, and greeting cards.

## THE 8 COURSE SEQUENCE

### Prerequisite Courses [2]:

Students must complete the following courses prior to beginning the core courses, or have equivalent knowledge.

- XGRD5012** Fundamentals of 2-Dimensional Design
- XGRD1101** Color Theory & Design

### Core Courses [6]:

- XSRF4012** Textile/Surface Design IA
- XSRF4016** Textile/Surface Design IB
- XSRF4018** Textile/Surface Design IIA
- XSRF4020** Textile/Surface Design IIB
- XSRF4024** Textile/Surface Design IIIA
- XSRF4026** Textile/Surface Design IIIB

## ESTIMATED PROGRAM COST

The estimated program costs listed below are based on students completing two courses per term (four terms) over a two-year period. A completed Certificate Application and \$175 fee are required for official enrollment in the Certificate program.

Certificate Application:	\$175
Tuition:	\$3,440
Fees:	\$156
Supplies & Books:	\$1,500
<b>Total:</b>	<b>\$5,271</b>

**Note:** Certificate program courses are open to all students. Students, interested in taking certificate program courses for professional growth or personal development, are welcome to attend.

For further information, or to speak with a counselor, please call 310-665-6850.

**All courses take place at Otis College of Art and Design's Elaine & Bram Goldsmith Campus, unless otherwise noted.**

## Early Bird Discount

Otis Continuing Education offers a \$50 discount on most courses, for students enrolling on or before the Open House on August 21, 2016.

For more information, see page 101.

## PREREQUISITE COURSES:

---

### Color Theory & Design

An essential course for anyone pursuing or currently working in any art or design field who must communicate effectively with color. Confidence and skill are developed through weekly color-mixing exercises and homework projects using gouache. Through lecture, demonstration, critique, and practical experience, students investigate color theory, historical color comparison, color in nature, and analyze masterpiece color. Lectures include the phenomena of color and light and the use of color as a marketing tool.

**Prerequisite:** None (may be taken concurrently with XGRD5012 Fundamentals of 2-Dimensional Design)

**First class materials for staff:** TBD

**First class materials for Kaisershot:** TBD

**First class materials for Oxley:** TBD

*September 10 – December 3 (no mtg. 11/26)*

*Sat 2:00–5:00pm / 12 sessions / 16 students*

**Reg# 35220:** \$435 Non-credit

**Reg# 35221:** \$475 Certificate Credit

**Reg# 35222:** \$1370 College Credit (1.0)

*Instructor: Staff*

XGRD1101

*September 14 – December 7 (no mtg. 11/23)*

*Wed 7:00–10:00pm / 12 sessions / 16 students*

**Reg# 35226:** \$435 Non-credit

**Reg# 35227:** \$475 Certificate Credit

**Reg# 35228:** \$1370 College Credit (1.0)

*Instructor: Jeff Kaisershot*

XGRD1101

### At the Los Angeles County Arboretum and Botanic Garden

*September 11 – December 4 (no mtg. 11/27)*

*Sun 1:00–4:00pm / 12 sessions / 16 students*

**Reg# 35223:** \$435 Non-credit

**Reg# 35224:** \$475 Certificate Credit

**Reg# 35225:** \$1370 College Credit (1.0)

*Instructor: Lisa Oxley*

XGRD1101

## Fundamentals of 2-Dimensional Design

This foundation-level course introduces design for the beginner through the application and understanding of 2-dimensional elements and principles. Course offers preparation for beginners and professionals in several design areas. Weekly achromatic (non-color) projects deal with fundamentals of line, space, directional movement, balance, value, texture, pattern, and monochromes. Confidence in hand skills is developed and a final project in the student's area of interest is required. Students gain exposure to a range of current and historical design forms. Class includes studio time, slide lectures, and critique.

**Prerequisite:** None (may be taken concurrently with XGRD1101 Color Theory & Design)

**First class materials for staff:** TBD

**First class materials for Osherow:** Sketchbook, pencil, ruler, medium and broad point black felt markers

*September 10 – December 3 (no mtg. 11/26)*

*Sat 10:00am–1:00pm / 12 sessions / 16 students*

**Reg# 35229:** \$435 Non-credit

**Reg# 35230:** \$475 Certificate Credit

**Reg# 35231:** \$1370 College Credit (1.0)

*Instructor: Chris Rowland*

XGRD5012

*September 14 – December 7 (no mtg. 11/23)*

*Wed 7:00–10:00pm / 12 sessions / 16 students*

**Reg# 35232:** \$435 Non-credit

**Reg# 35233:** \$475 Certificate Credit

**Reg# 35234:** \$1370 College Credit (1.0)

*Instructor: Randy Osherow*

XGRD5012

## CORE COURSES

### Textile/Surface Design IA

A beginning studio course introducing the design of printed fabrics from initiation of the design to industrial requirement and limitations. This course covers materials and equipment, drawing, painting, transfer technique, research methods and printing processes. Instruction includes discussion and demonstration of the various methods of repeat processes used to create overall design pattern and color mixing and application. Through structured design problems, students execute finished textile design and croquis suitable for a portfolio.

**Prerequisite:** XGRD1101 Color Theory & Design, XGRD5012 Fundamentals of 2-Dimensional Design

**First class materials:** Roll brown parcel paper, black India ink, round #3 or #4 paint brush, flat #1 or #2 paint brush, metal ruler, clear grid ruler, roll Scotch tape, roll masking tape, sharp paring knife, two water jars, small welled cup palette, tracing paper roll or pad, Xacto knife, pencils, eraser.

*September 10 – December 3 (no mtg. 11/26)*

*Sat 9:30am–12:30pm / 12 sessions /*

*limited enrollment*

**Reg# 35330:** \$435 Non-credit

**Reg# 35331:** \$475 Certificate Credit

**Reg# 35332:** \$1370 College Credit (1.0)

*Instructor: Toxi Dixon*

*XSRF4012*

### Textile/Surface Design IB

This companion course to Textile/Surface Design I: Part A consists of a series of projects focusing on the creation of repeat patterns for various market groups in the textile industry. Students take a design concept and create a marketable group of repeat patterns for each project. Demonstration and discussion is provided on how to problem solve various artistic techniques. Students develop a body of work suitable for their portfolio.

**Prerequisite:** XGRD1101 Color Theory & Design, XGRD5012 Fundamentals of 2-Dimensional Design

**First class materials:** Notebook, one sheet of Canson paper (white), masking tape, Gouache (permanent white, ivory black, and three colors of your choice), #6 Winsor Newton Sceptre gold round brush, Winsor Newton 1" flat brush, ruling pen, 15" stainless steel ruler with cork backing.

Visit our web site:

[www.otis.edu](http://www.otis.edu)

*September 10 – December 3 (no mtg. 11/26)*

*Sat 1:30–4:30pm / 12 sessions /*

*limited enrollment*

**Reg# 35333:** \$435 Non-credit

**Reg# 35334:** \$475 Certificate Credit

**Reg# 35335:** \$1370 College Credit (1.0)

*Instructor: Michael Carroll*

*XSRF4016*

### Textile/Surface Design IIA

An intermediate studio course building on the fundamental mechanics of repeat surface pattern development in Textile/Surface Design IA. Students explore new materials and techniques including transparent dyes on mass paper, use of the ruling pen, and methods for obtaining more visual textures. Areas of specialized design such as turn around repeats, counter change, and turnovers are investigated. Projects such as hand printing on fabric familiarize students with actual printing methods.

**Prerequisite:** XSRF4012 Textile/Surface Design IA

**First class materials:** TBD

*September 10 – December 3 (no mtg. 11/26)*

*Sat 9:30am–12:30pm / 12 sessions /*

*limited enrollment*

**Reg# 35336:** \$435 Non-credit

**Reg# 35337:** \$475 Certificate Credit

**Reg# 35338:** \$1370 College Credit (1.0)

*Instructor: Toxi Dixon*

*XSRF4018*

# Open House

## CONTINUING EDUCATION

Sunday, August 21, 2016 1-3pm

Goldsmith Campus in Westchester  
9045 Lincoln Boulevard, 2nd floor

For reservations and further information,  
please call 310-665-6850.

## Textile/Surface Design IIB

This course expands utilization of natural forms and color studies begun in Textile/Surface Design IB. Color awareness, current color trends, and understanding specific needs of specific markets and products are emphasized. Historic research and study are approached as a method of using design and color from the past to create new looks for today's market. Intermediate level exercises develop drawing and color skills. Portfolio quality croquis and sketches are completed. Includes field trips.

**Prerequisite:** XSRF4016 Textile/Surface Design IB

**First class materials:** TBD

*September 10 – December 3 (no mtg. 11/26)*

*Sat 1:30–4:30pm / 12 sessions /*

*limited enrollment*

**Reg# 35339:** \$435 Non-credit

**Reg# 35340:** \$475 Certificate Credit

**Reg# 35341:** \$1370 College Credit (1.0)

*Instructor: Michael Carroll*

XSRF4020

## Textile/Surface Design IIIA

Students work on design problems of increased complexity and expand on their individual career goals. They develop a coordinated collection of design related to specific needs of an industry such as wall coverings, home furnishing textiles, and fashion textiles. Professional practices relate to the student's working portfolio, resumes, job-hunting, and interviewing, plus the necessary information needed to maintain a working studio.

**Prerequisite:** XSRF4018 Textile/Surface Design IIA

**First class materials:** TBD

*September 10 – December 3 (no mtg. 11/26)*

*Sat 9:30am–12:30pm / 12 sessions /*

*limited enrollment*

**Reg# 35342:** \$435 Non-credit

**Reg# 35343:** \$475 Certificate Credit

**Reg# 35344:** \$1370 College Credit (1.0)

*Instructor: Toxi Dixon*

XSRF4024

## Textile/Surface Design IIIB

Students continue to develop drawing skills relating to natural forms and historical reference. Emphasis is placed on more imaginative uses and combinations of media and techniques including batik, overlays, airbrush, and textures. Current color trends for various industries are utilized in development of sketches/croquis.

**Prerequisite:** XSRF4020 Textile/Surface Design IIB

**First class materials:** TBD

*September 10 – December 3 (no mtg. 11/26)*

*Sat 1:30–4:30pm / 12 sessions /*

*limited enrollment*

**Reg# 35345:** \$435 Non-credit

**Reg# 35346:** \$475 Certificate Credit

**Reg# 35347:** \$1370 College Credit (1.0)

*Instructor: Michael Carroll*

XSRF4026

# FINE ARTS



For further information, please call 310-665-6850.  
To register, visit [www.otis.edu/ce](http://www.otis.edu/ce)

- › Certificate Program
- › Drawing
- › Painting
- › Printmaking
- › Sculpture
- › Special Programs



# Fine Arts Certificate Program

**FINE ARTS CERTIFICATE PROGRAM** is a sequence of eight courses intended to provide an introduction to the fundamentals of fine arts as a vehicle for creative self-expression. Taken together, these courses provide an overview of the concepts, language and skills of fine art practice. A strong emphasis is placed on enabling students to develop their personal artistic vision. That vision is facilitated by a close working relationship between faculty and students. This program is designed to prepare students as fine artists including painters, sculptors, and printmakers (SOC 27-1013\*).

## THE 8 COURSE SEQUENCE

The program includes the six core courses outlined below, plus two elective courses. Advisors are available to help students choose elective courses from the Continuing Education catalog. Additional courses are also available for students who wish to pursue their interests beyond the Certificate program.

### Core Courses [6]:

- XARH300** Art Making Through the Ages:  
A Hands-on Approach to Art History
- XGRD1101** Color Theory & Design
- XDWG1001** Drawing & Composition
- XPTG1128** Introduction to Painting
- XPHO2010** Introduction to Photography
- XSCP1609** Introduction to Sculpture

### Elective Courses [2]:

Students may select one-unit courses from the Drawing, Painting, Printmaking, Sculpture, or Photography programs to fulfill elective credit.

## ESTIMATED TOTAL PROGRAM COST

The estimated program costs listed below are based on students completing two courses per term (four terms) over a two-year period. A completed Certificate Application and \$175 fee are required for official enrollment in the Certificate program.

Certificate Application:	\$175
Tuition:	\$3,440
Fees:	\$156
Supplies & Books:	\$2,000
<b>Total:</b>	<b>\$5,771</b>

**Note:** Certificate program courses are open to all students. Students, interested in taking certificate program courses for professional growth or personal development, are welcome to attend.

For further information, or to speak with a counselor, please call 310-665-6850.

**All courses take place at Otis College of Art and Design's Elaine & Bram Goldsmith Campus, unless otherwise noted.**



## CORE COURSES:

### Drawing & Composition

This beginning course develops skills in the elements of drawing and composition. Through demonstration, class exercises, and critiques, students explore concepts including contour line, cross contour, modeling, uses of marks to show form and space, perspective, scale and measurement, and positive/negative space.

**Prerequisite:** None

**First class materials for Adams:** One box of Staedler Mars graphite pencils 6H to 8B; one roll of drafting tape or artists tape (low tack tape), 1/2" thick; one Staedler Mars white plastic eraser; one pencil sharpener; one Masonite drawing board with two clips and pink rubber band (large enough to hold an 18" x 24" sketch pad; one 18" x 24" Strathmore recycled drawing tablet (dark green cover) or Strathmore drawing tablet (brown cover) First class materials for Bledsoe: 18" x 24" newsprint pad, drawing board, 9" x 12" sketchbook, charcoal pencils (HB, 2B, 4B), graphite pencils, ebony pencil, kneaded eraser, retractable knife, pencil sharpener

**First class materials for Bledsoe:** 18" x 24" newsprint pad, drawing board, 9" x 12" sketchbook, charcoal pencils (HB, 2B, 4B), graphite pencils, ebony pencil, kneaded eraser, retractable knife, pencil sharpener

**First class materials for Jones:** Drawing board; 18" x 24" sketchpad (Strathmore, Canson, Aqua-bee); 11" x 14" sketchbook; Charcoal pencils: hard (HB or B), medium (2B or 4B), soft (6B or 8B); Pastel pencils: Faber-Castell "PITT" or Stabilo "CarbOthello" pencils, NO Conte' pastel pencils; Pastel colors: dark sephia in PITT and one or two other dark earth-tones, blues, reds; Colored pencils: Faber-Castell "Polychromos" and Berol "Prismacolor" Colors: two or three in dark colors (black, reds, blues, etc.; Do not get watercolor versions of these pencils) Kneaded rubber eraser; Eraser shield; Razor blades; Small piece #100 sandpaper (3" x 4"); Chamois; 18" x 2" "See-Thru Ruler" (plastic)

*September 11 – December 4 (no mtg. 11/27)*

*Sun 9:30am–12:30pm / 12 sessions / 20 students*

**Reg# 35348:** \$435 Non-credit

**Reg# 35349:** \$475 Certificate Credit

**Reg# 35350:** \$1370 College Credit (1.0)

*Instructor: Beverly Bledsoe*

*XDWG1001*

*September 13 – November 29*

*Tues 7:00–10:00pm / 12 sessions / 20 students*

**Reg# 35354:** \$435 Non-credit

**Reg# 35355:** \$475 Certificate Credit

**Reg# 35356:** \$1370 College Credit (1.0)

*Instructor: Ken Jones*

*XDWG1001*

### **At the Skirball Cultural Center**

*September 15 – December 8 (no mtg. 11/24)*

*Thur 7:00–10:00pm / 12 sessions / 20 students*

**Reg# 35351:** \$435 Non-credit

**Reg# 35352:** \$475 Certificate Credit

**Reg# 35353:** \$1370 College Credit (1.0)

*Instructor: Lisa Adams*

*XDWG1001*

## **Color Theory & Design**

An essential course for anyone pursuing or currently working in any art or design field who must communicate effectively with color. Confidence and skill are developed through weekly color-mixing exercises and homework projects using gouache. Through lecture, demonstration, critique, and practical experience, students investigate color theory, historical color comparison, color in nature, and analyze masterpiece color. Lectures include the phenomena of color and light and the use of color as a marketing tool.

**Prerequisite:** None (may be taken concurrently with XGRD5012 Fundamentals of 2-Dimensional Design)

**First class materials for staff:** TBD

**First class materials for Kaisershot:** TBD

**First class materials for Oxley:** TBD

*September 10 – December 3 (no mtg. 11/26)*

*Sat 2:00–5:00pm / 12 sessions / 16 students*

**Reg# 35220:** \$435 Non-credit

**Reg# 35221:** \$475 Certificate Credit

**Reg# 35222:** \$1370 College Credit (1.0)

*Instructor: Staff*

*XGRD1101*

*September 14 – December 7 (no mtg. 11/23)*

*Wed 7:00–10:00pm / 12 sessions / 16 students*

**Reg# 35226:** \$435 Non-credit

**Reg# 35227:** \$475 Certificate Credit

**Reg# 35228:** \$1370 College Credit (1.0)

*Instructor: Jeff Kaisershot*

*XGRD1101*

### **At the Los Angeles County Arboretum and Botanic Garden**

*September 11 – December 4 (no mtg. 11/27)*

*Sun 1:00–4:00pm / 12 sessions / 16 students*

**Reg# 35223:** \$435 Non-credit

**Reg# 35224:** \$475 Certificate Credit

**Reg# 35225:** \$1370 College Credit (1.0)

*Instructor: Lisa Oxley*

*XGRD1101*

## **Introduction to Painting: Materials & Techniques**

An introduction to the basic skills and processes of rendering an image in paint. Students work with simple subject matter, including still life, reproduction, abstraction, and landscape. Emphasis is on craft with special attention given to the role of contrast in seeing, color as value, color mixing, paint as material, and the process of building the surface. Students use oil or acrylics. Course may be repeated.

**Prerequisite:** XDWG1001 Drawing and Composition or equivalent experience.

**First class materials:** 1 tube black oil paint, 1 tube white (Titanium) oil paint, 1 canvas board (16" x 20" or 11" x 14"), 1 can turpenoid or Gamsol, 1 flat medium bristle brush (6 or 8), paper towels, bar of soap, small metal can, pallet

*September 10 – November 12*

*Sat 9:30am–12:30pm / 10 sessions / 12 students*

**Reg# 35375:** \$435 Non-credit

**Reg# 35376:** \$475 Certificate Credit

**Reg# 35377:** \$1370 College Credit (1.0)

*Instructor: Roni Feldman*

*XPTG1128*

## Introduction to Photography

Black and white photography is a critical building block for any photographer or artist who would like to develop an understanding of and use color and digital photography. This hands-on photography course combines technical information with conceptual skills. Topics include using a 35mm camera, black and white film choices, camera formats, lenses, ASA, aperture, light meters, depth of field, and shutter speeds. Also covers how to compose an image and shoot in natural and ambient light sources to create great everyday photographs. Students develop a vocabulary for "reading" and evaluating images. Course includes assignments, demonstrations, an in class shoot, individual and group critiques, lab/darkroom sessions, midterm, and final presentations of photographs.

**Prerequisite:** None

**First class materials:** Students must have a 35mm camera that can be used manually or a camera that is both manual and automatic.

*September 10 – November 12*

*Sat 1:00– 4:00pm / 10 sessions / 14 students*

**Reg# 35424:** \$435 Non-credit

**Reg# 35425:** \$475 Certificate Credit

**Reg# 35426:** \$1370 College Credit (1.0)

*(\$35 lab fee payable upon registration)*

*Instructor: Laura London*

*XPHO2010*

## Introduction to Sculpture

Students explore sculptural expression through the use of traditional and non-traditional materials and methods from stone carving to mixed media. Course focuses on heightening visual awareness of line, shape, form, space, scale, texture, and surface quality.

**Prerequisite:** None

**First class materials:** Supply list provided at first class.

*September 15 – November 17*

*Thur 7:00–10:00pm / 10 sessions / 12 students*

**Reg# 35417:** \$435 Non-credit

**Reg# 35418:** \$475 Certificate Credit

**Reg# 35419:** \$1370 College Credit (1.0)

*Instructor: Rude Calderon*

*XSCP1609*



# Drawing

---

**All courses take place at Otis College of Art and Design's Elaine & Bram Goldsmith Campus, unless otherwise noted.**

---

## Drawing on the Right Side of the Brain

In this hands-on workshop students learn to draw with techniques based on the work of Betty Edwards, author of the renowned book, *Drawing on the Right Side of the Brain*. Course begins with an introduction to the theory of Drawing on the Right Side of the Brain and follows a step-by-step process specifically designed for individuals who have never drawn before. The fundamental premise is that anyone can learn to draw if provided with proper guidance. Students develop their perceptual skills (ability to see) through exercises focusing on contour line, positive/negative space, sighting, and light/shadow relationships. Combines lecture and studio exercises in a nurturing and supportive environment. Materials list provided at first meeting.

**Prerequisite:** None

**First class materials:** A 2B pencil

*September 14 – November 16*

*Wed 7:00–10:00pm / 10 sessions / 18 students*

**Reg# 35360:** \$435 Non-credit

**Reg# 35361:** \$475 Certificate Credit

**Reg# 35362:** \$1370 College Credit (1.0)

*Instructor: Linda Jo Russell*

*XDWG1040*

## Drawing & Composition

This beginning course develops skills in the elements of drawing and composition. Through demonstration, class exercises, and critiques, students explore concepts including contour line, cross contour, modeling, uses of marks to show form and space, perspective, scale and measurement, and positive/negative space.

**Prerequisite:** None

**First class materials for Adams:** One box of Staedler Mars graphite pencils 6H to 8B; one roll

of drafting tape or artists tape (low tack tape), 1/2" thick; one Staedler Mars white plastic eraser; one pencil sharpener; one Masonite drawing board with two clips and pink rubber band (large enough to hold an 18" x 24" sketch pad; one 18" x 24" Strathmore recycled drawing tablet (dark green cover) or Strathmore drawing tablet (brown cover) First class materials for Bledsoe: 18" x 24" newsprint pad, drawing board, 9" x 12" sketchbook, charcoal pencils (HB, 2B, 4B), graphite pencils, ebony pencil, kneaded eraser, retractable knife, pencil sharpener

**First class materials for Bledsoe:** 18" x 24" newsprint pad, drawing board, 9" x 12" sketchbook, charcoal pencils (HB, 2B, 4B), graphite pencils, ebony pencil, kneaded eraser, retractable knife, pencil sharpener

**First class materials for Jones:** Drawing board; 18" x 24" sketchpad (Strathmore, Canson, Aquabee); 11" x 14" sketchbook; Charcoal pencils: hard (HB or B), medium (2B or 4B), soft (6B or 8B); Pastel pencils: Faber-Castell "PITT" or Stabilo "CarbOthello" pencils, NO Conte' pastel pencils; Pastel colors: dark sepia in PITT and one or two other dark earth-tones, blues, reds; Colored pencils: Faber-Castell "Polychromos" and Berol "Prismacolor" Colors: two or three in dark colors (black, reds, blues, etc.; Do not get watercolor versions of these pencils) Kneaded rubber eraser; Eraser shield; Razor blades; Small piece #100 sandpaper (3" x 4"); Chamois; 18" x 2" "See-Thru Ruler" (plastic)

*September 11 – December 4 (no mtg. 11/27)*

*Sun 9:30am–12:30pm / 12 sessions / 20 students*

**Reg# 35348:** \$435 Non-credit

**Reg# 35349:** \$475 Certificate Credit

**Reg# 35350:** \$1370 College Credit (1.0)

*Instructor: Beverly Bledsoe*

*XDWG1001*

*September 13 – November 29*

*Tues 7:00–10:00pm / 12 sessions / 20 students*

**Reg# 35354:** \$435 Non-credit

**Reg# 35355:** \$475 Certificate Credit

**Reg# 35356:** \$1370 College Credit (1.0)

*Instructor: Ken Jones*

*XDWG1001*





### At the Skirball Cultural Center

September 15 – December 8 (no mtg. 11/24)

Thur 7:00–10:00pm / 12 sessions / 20 students

**Reg# 35351:** \$435 Non-credit

**Reg# 35352:** \$475 Certificate Credit

**Reg# 35353:** \$1370 College Credit (1.0)

*Instructor: Lisa Adams*

*XDWG1001*

## Life Drawing

This beginning/intermediate course emphasizes the structure and proportion of the human form. While drawing from the live model, studio instruction includes quick sketch, long, and short poses. Students work in a variety of drawing media. Course may be repeated.

**Prerequisite:** XDWG1001 Drawing & Composition

**First class materials:** Drawing pencils, kneaded eraser, compressed charcoal, 18" x 24" newsprint pad, drawing board.

September 11 – December 4 (no mtg. 11/27)

Sun 1:30–4:30pm / 12 sessions / 18 students

**Reg# 35363:** \$435 Non-credit

**Reg# 35364:** \$475 Certificate Credit

**Reg# 35365:** \$1370 College Credit (1.0)

*Instructor: Beverly Bledsoe*

*XDWG1018*

September 13 – November 29

Tues 7:00–10:00pm / 12 sessions / 18 students

**Reg# 35357:** \$435 Non-credit

**Reg# 35358:** \$475 Certificate Credit

**Reg# 35359:** \$1370 College Credit (1.0)

*Instructor: Chris Warner*

*XDWG1014*

**NEW!**

## Pastel Drawing

This course introduces the student to the principles and techniques for drawing and painting with dry and oil pastels. Course covers the types of pastels available to the artist, preparing and using support surfaces, as well as appropriate materials for applying, manipulating, and preserving pastels. Also explores creating and coloring a ground, under-painting, under-drawing, blending, surface mixing, hatching and crosshatching, feathering, and creating highlights and shadows. Includes hands-on exercises, demonstration, class discussion, and critique.

**Prerequisite:** None

**First class materials:** TBD



*September 12 – November 14*

*Mon 7:00–10:00pm / 10 sessions / 18 students*

**Reg# 35487:** \$435 Non-credit

**Reg# 35488:** \$475 Certificate Credit

**Reg# 35489:** \$1370 College Credit (1.0)

*Instructor: Jack Barnhill*

*XDWG1607*

## Graphite I for Botanical Illustration

**At the Los Angeles Arboretum and Botanic Garden, Arcadia**

Learn to observe and draw plants with accuracy. This hands-on drawing course enables students to develop perceptual acuity, analyze the role of light on form, and use tonal value skills that are essential in drawing any subject. Classes are held at The Los Angeles County Arboretum and Botanic Garden in Arcadia. This course is suitable not only for beginners but also for those students with extensive drawing experience. Course includes demonstration, class discussion, and critique.

**Prerequisite:** XDWG1001 Drawing & Composition

**First class materials:** 14" X 17" Strathmore Drawing Pad Series 400, Medium (no sketch or recycled paper; you can use another brand), 14" X 17" Medium Weight Tracing Paper (any brand), 3 Drafting Pencil Holders and 1 Sharpener, Leads: 2H, HB and 2B leads (at least 2 each), Eraser Stick, Erasing Shield, Drafting Brush, Mars Drafting Dots (masking tape), Portable Task Light (Ott-Lite), (Vis a Vis wet erase fine point marker, Clip, 8" X 10" Plexi and 8" X 10" format supplied by teacher for \$10.00)

*September 11 – October 16*

*Sun 9:30am–4:30pm / 6 sessions / 16 students*

**Reg# 35277:** \$435 Non-credit

**Reg# 35278:** \$475 Certificate Credit

**Reg# 35279:** \$1370 College Credit (1.0)

*Instructor: Olga Eysymontt*

*XILU3556*

## Drawing and Meditative Mindfulness

**At the Camera Obscura Art Lab, Santa Monica**

Current research in neuroscience has demonstrated that meditative mindfulness practice can sharpen perception, creativity, and intuition, as well as increase attention and nonjudgmental awareness. This course for beginners and

advanced alike, explores what drawing and mindfulness awareness meditation have in common. Both practices cultivate a state of mind where direct perception and the experience of the present moment are unfiltered by concepts and ideas. Through short exercises in mindfulness awareness practice and guided meditation sessions, students naturally develop the formal skills related to key elements of drawing. As a result, an understanding of composition, contour, gesture, value, mark-making, perspective and color relationships is enhanced through the meditative mind. Each class includes instruction in mindfulness meditation and hands-on exercises in drawing from observation with discussions, demonstrations, and critical analysis. Course also explores a variety of drawing materials and subject matter.

**Prerequisite:** None

**First class materials:** Note-taking materials

*September 10 – November 12*

*Sat 2:00–5:00pm / 10 sessions / 18 students*

**Reg# 35366:** \$435 Non-credit

**Reg# 35367:** \$475 Certificate Credit

**Reg# 35368:** \$1370 College Credit (1.0)

*Instructor: Lisa Oxley*

*XDWG2000*

## Perspective Drawing

Developed during the Renaissance, perspective was as innovative then as the Internet is today. Perspective enabled artists to create the illusion of depth, volume, and three-dimensional space on a two-dimensional picture plane. In this hands-on course, students learn to use one and two-point perspective to render three-dimensional spaces and objects including interior spaces, furniture, products, and accessories. Students work in class every session and should bring supplies to all class meetings.

**Prerequisite:** XDWG1001 Drawing & Composition

**First class materials:** TBD

*September 12 – November 14*

*Mon 7:00–10:00pm / 10 sessions / 16 students*

**Reg# 35321:** \$435 Non-credit

**Reg# 35322:** \$475 Certificate Credit

**Reg# 35323:** \$1370 College Credit (1.0)

*Instructor: Scott Zaragoza*

*XPRD7607*

# Painting

---

**All courses take place at Otis College of Art and Design's Elaine & Bram Goldsmith Campus, unless otherwise noted.**

---

## Introduction to Painting: Materials & Techniques

An introduction to the basic skills and processes of rendering an image in paint. Students work with simple subject matter, including still life, reproduction, abstraction, and landscape. Emphasis is on craft with special attention given to the role of contrast in seeing, color as value, color mixing, paint as material, and the process of building the surface. Students use oil or acrylics. Course may be repeated.

**Prerequisite:** XDWG1001 Drawing and Composition or equivalent experience.

**First class materials:** 1 tube black oil paint, 1 tube white (Titanium) oil paint, 1 canvas board (16" x 20" or 11" x 14"), 1 can turpenoid or Gamsol, 1 flat medium bristle brush (6 or 8), paper towels, bar of soap, small metal can, pallet

*September 10 – November 12*

*Sat 9:30am–12:30pm / 10 sessions / 12 students*

**Reg# 35375:** \$435 Non-credit

**Reg# 35376:** \$475 Certificate Credit

**Reg# 35377:** \$1370 College Credit (1.0)

*Instructor: Roni Feldman*

*XPTG1128*

## Acrylic Painting Techniques

An introductory course focusing on acrylic painting techniques. In this course, students explore use of brushstroke, grounds, mediums, palette knife, and varnishes for various effects including glazing, layering, dry brush, and impasto. Also covers color mixing and theory, optical blending, composition, value, and texture. Students experiment with techniques such as splatter, mixed media, and resist.

**Prerequisite:** Drawing & Composition

**First class materials:** TBD

*September 11 – November 13*

*Sun 9:30am–12:30pm / 10 sessions / 12 students*

**Reg# 35381:** \$435 Non-credit

**Reg# 35382:** \$475 Certificate Credit

**Reg# 35383:** \$1370 College Credit (1.0)

*Instructor: Jeff Kaisershot & Pam Goldblum*

*XPTG1760*

## Painterly Painting: From Impressionism to Expressionism

Explore paint as light, form, gesture, and expression. This course studies the principles and techniques of Impressionism using brush stroke and color as a means to interpret light. Students explore Expressionism using gesture and painterly ways to illustrate people and still life. Also covers techniques used in Abstract Expressionism and automatic painting. The course includes the study of contemporary painterly techniques and subject matter. Acrylic and/or oils on canvas may be used.

**Prerequisite:** None

**First class materials:** Come prepared to paint with acrylics or water based oils, brushes, paper pad (at least 24" x 30" or larger), vine charcoal; canvas not required for first meeting

*October 3 – December 5*

*Mon 7:00–10:00pm / 10 sessions / 12 students*

**Reg# 35387:** \$435 Non-credit

**Reg# 35388:** \$475 Certificate Credit

**Reg# 35389:** \$1370 College Credit (1.0)

*Instructor: Linda Jacobson*

*XPTG1037*

**NEW!**

## Figurative Painting Techniques

In this course, students explore figurative painting technique on panels and/or canvas. Course focuses on creating figurative works in both traditional and non-traditional styles. Topics include use of different brushes, layering oil and acrylic paints and glazes, and transferring drawings. This course is designed to stimulate the students' individual expressive notions about painting figuratively, and provide supportive help on exactly how it is done. Course includes in-class demonstrations, lectures, and assignments that show students the step-by-step process of developing a figurative painting in oil or acrylic paint.

**Prerequisites:** Drawing and Composition or equivalent experience

**First class materials:** TBD

*September 10 – November 12*

*Sat 1:30–4:30pm / 10 sessions / 16 students*

**Reg# 35490:** \$435 Non-credit

**Reg# 35491:** \$475 Certificate Credit

**Reg# 35492:** \$1370 College Credit (1.0)

*Instructor: Chris Rowland*

*XPTG1760*

## Painting Workshop

An intermediate/advanced class that works with still life, live model, reproduction and abstraction, emphasizing development of individual techniques and continuity of style. Class paints in acrylic and/or oils on canvas, though other media and type of surface are acceptable. Appropriate paint surfaces, paint mixing and handling, and related tools of the trade are explored. Emphasis is on creativity, risk-taking and problem-solving. Each student completes several works and develops a strong sense of direction and meaning in his/her painting. Course may be repeated.

**Prerequisite:** XPTG1760 Introduction to Painting: Materials & Techniques or consent of instructor.

**First class materials:** Come prepared to paint.

*September 29 – December 8 (no mtg. 11/24)*

*Thur 7:00–10:00pm / 10 sessions / 12 students*

**Reg# 35396:** \$435 Non-credit

**Reg# 35397:** \$475 Certificate Credit

**Reg# 35398:** \$1370 College Credit (1.0)

*Instructor: Linda Jacobson*

*XPTG1152*

## Abstraction after Warhol

In this studio course, students explore abstraction as a means of creative expression and communication. Course focuses on concept development while participants experiment with mixed media techniques including collage, digital printing, added materials, and pouring. This advanced workshop is only available to the experienced abstract painter.

**Prerequisite:** Intermediate / Advanced level painting skills

**First class materials:** Be prepared to paint in acrylics on the first night of class. Bring a prepared canvas at least 24" on one side.

*September 14 – November 16*

*Wed 7:00–10:00pm / 10 sessions / 12 students*

**Reg# 35393:** \$435 Non-credit

**Reg# 35394:** \$475 Certificate Credit

**Reg# 35395:** \$1370 College Credit (1.0)

*Instructor: Bonita Helmer*

*XPTG1155*

## Master Painting Workshop with Laddie John Dill

Join artist Laddie John Dill for this master workshop, where students refine their unique artistic practices. Dill will share with students his motivations and working methods, while encouraging students to develop the necessary knowledge and technique to express their own ideas.

**Prerequisite:** XDWG1001 Drawing & Composition; XPTG1760 Introduction to Painting: Material & Techniques

**First class materials:** Painting materials

*September 13 – November 15*

*Tues 7:00–10:00pm / 10 sessions / 12 students*

**Reg# 35390:** \$435 Non-credit

**Reg# 35391:** \$475 Certificate Credit

**Reg# 35392:** \$1370 College Credit (1.0)

*Instructor: Laddie John Dill*

*XPTG1800*



## Encaustic Painting Workshop

Visual design and painting techniques such as color, composition, and form art taught through the medium of encaustic painting. Encaustic painting uses hot wax and is applied in layers to create landscapes, portraits, or abstract images. Students can paint and collage – combining papers, fabric, photographs, leaves, and found objects to make original and expressive work. Encaustic painting is completely unique, producing depth and luminosity that other mediums cannot achieve. Using the skills learned in this course, students enhance their ability to create imaginative work and to further tap into their creative abilities.

**Prerequisite:** TBD

**First class materials:** TBD

*September 10 – November 12*

*Sat 9:30am–12:30pm / 10 sessions / 12 students*

**Reg# 35399:** \$435 Non-credit

**Reg# 35400:** \$475 Certificate Credit

**Reg# 35401:** \$1370 College Credit (1.0)

*Instructor: Pamela Smith-Hudson*

*XPTG1754*

## Recycled Objects: Collage, Assemblage, and the Found Object

There is a rich tradition of artists using easily accessible and recycled materials in their work. This course explores formal concerns of composition, materials, and scale, as well as issues related to content, meaning, and interpretation, and their application to both words and images. Students begin by making smaller two-dimensional works and progress toward larger, more complex individual projects. Course encompasses a range of mixed media forms (including newspaper, found objects, and old magazines) and may include forays into assemblage and installation. Explores works by artists including Suzanne Duchamp, Hanna Hoch, Joseph Cornell, Lee Krasner, Robert Rauschenberg, Mark Bradford, and other contemporary artists pushing the boundaries.

**Prerequisite:** None

**First class materials:** note-taking materials

*September 10 – November 12*

*Sat 1:30–4:30pm / 10 sessions / 20 students*

**Reg# 35515:** \$435 Non-credit

**Reg# 35516:** \$475 Certificate Credit

**Reg# 35517:** \$1370 College Credit (1.0)

*Instructor: Pamela Smith-Hudson*

*XDWG2066*

## Watercolor Painting

Open to beginning through advanced students this course explores the techniques, styles, and materials, which are unique to watercolor painting. Course focuses on layering of color to create contrast and texture in a two-dimensional composition. Also examines characteristics of transparent pigment, color mixing, basic brushstroke, and painting techniques. Covers different weights and textures of paper, as well as the tools needed to complete the job. Course emphasizes the basic rules of good design. Projects are designed to expose students to various challenges specific to the medium.

**Prerequisite:** None

**First class materials:** Transparent watercolors: ultramarine blue, winsor violet, winsor yellow, winsor red; #8 round watercolor brush (sable, sable mix, or synthetic), pencil, kneaded eraser, paper towels, water bucket, palette (Robert Wood or one of similar size – round or rectangle), 12" x 16" block of 140 lb. cold pressed watercolor paper or a single large sheet

*September 10 – November 12*

*Sat 1:30–4:30pm / 10 sessions / 12 students*

**Reg# 35402:** \$435 Non-credit

**Reg# 35403:** \$475 Certificate Credit

**Reg# 35404:** \$1370 College Credit (1.0)

*Instructor: Deborah Swan-McDonald*

*XPTG1750*

### **At the Los Angeles County Arboretum and Botanic Garden, Arcadia**

*September 11 – November 13*

*Sun 9:30am–12:30pm / 10 sessions / 12 students*

**Reg# 35502:** \$435 Non-credit

**Reg# 35503:** \$475 Certificate Credit

**Reg# 35504:** \$1370 College Credit (1.0)

*Instructor: Deborah Swan-McDonald*

*XPTG1750*

## Open House

### CONTINUING EDUCATION

Sunday, August 21, 2016 1-3pm

Goldsmith Campus in Westchester  
9045 Lincoln Boulevard, 2nd floor

For reservations and further information,  
please call 310-665-6850.

## Advanced Watercolor

In this intermediate/advanced course, students further develop their painting skills using transparent watercolor. Course focuses on experimentation with complex techniques and unusual approaches, while working more independently. Techniques covered include advanced: wet into wet, saturated wet and glazing techniques. Also addresses how to most effectively handle landscape, as well as to successfully incorporate the figure into your work. Includes field-trips to see the National Watercolor Society Demonstrator, as well as to paint on location or "en plein aire".

**Prerequisite:** XPTG1750 Watercolor Painting or equivalent experience.

**First class materials:** TBD

*September 10 – November 12*

*Sat 9:30am–12:30pm / 10 sessions / 12 students*

**Reg# 35405:** \$435 Non-credit

**Reg# 35406:** \$475 Certificate Credit

**Reg# 35407:** \$1370 College Credit (1.0)

*Instructor: Deborah Swan-McDonald*

*XPTG1752*

### **At the Los Angeles County Arboretum and Botanic Garden, Arcadia**

*September 11 – November 13*

*Sun 1:30–4:30pm / 10 sessions / 12 students*

**Reg# 35408:** \$435 Non-credit

**Reg# 35409:** \$475 Certificate Credit

**Reg# 35410:** \$1370 College Credit (1.0)

*Instructor: Deborah Swan-McDonald*

*XPTG1752*

# Printmaking

---

All courses take place at Otis College of Art and Design's Elaine & Bram Goldsmith Campus, unless otherwise noted.

---

**NEW!**

## Pop for the People: A Screenprint Workshop\*

In conjunction with *Pop for the People: Roy Lichtenstein Prints by Gemini G.E.L.*, this two-day workshop offers a quick method of printmaking to explore and create pop art prints in the style of Roy Lichtenstein. Using bold colors and stencil shapes, participants create their own screen-printed art using images from popular culture and methods of stylistic pattern making. A walk through the exhibition starts off the first day with inspiration followed by a printing workshop. Materials are supplied to create prints, tees, or tote bags.

**Prerequisite:** None

**First class materials:** \$25 lab fee payable to instructor

*October 15 & 29*

*Sat 10:00am–4:00pm / 2 mtgs. / 10 students*

**Reg# 35493:** \$129 Non-credit

*Instructor: Nancy Jo Haselbacher*

*XPRT1526*

## Early Bird Discount

Otis Continuing Education offers a \$50 discount on most courses, for students enrolling on or before the Open House on August 21, 2016. For more information, see page 101.

## Silkscreen

This course introduces artists to screenprinting, one of the most versatile print mediums. Students gain a complete understanding of materials – from coating and exposing a screen, to registration, use of stencils, and mixing inks. Direct emulsion photo screens allow students to work from hand made, photographic, text oriented, or digitally produced image sources. Students work with a variety of applications including paper, fabric, plastic and wood. The course also covers historical and contemporary artists working with this medium.

**Prerequisite:** None

**First class materials:** TBD

*September 14 – November 16*

*Wed 7:00–10:00pm / 10 sessions / 10 students*

**Reg# 35411:** \$435 Non-credit

**Reg# 35412:** \$475 Certificate Credit

**Reg# 35413:** \$1370 College Credit (1.0)  
*(\$35 lab fee payable upon registration)*

*Instructor: Kim Alexander*

*XPRT1518*

## Digital Silkscreen: Creating Large Format Posters

Using computer-generated photo images, which can be translated to photo-emulsion screens, students learn to make large-format silk-screened posters. The course covers one color, multiple color passes, registration methods and editions. Also covers the history of poster production and historic types of hand-cut silkscreen stencils. Using this versatile and rich method of communication and self-expression, students produce at least two projects, including an edition of 10 each.

**Prerequisite:** Basic computer experience

**First class materials:** TBD

*September 10 – November 12*

*Sat 9:30am–12:30pm / 10 sessions / 10 students*

**Reg# 35414:** \$435 Non-credit

**Reg# 35415:** \$475 Certificate Credit

**Reg# 35416:** \$1370 College Credit (1.0)  
*(\$35 lab fee payable upon registration)*

*Instructor: Lorna Turner*

*XPRT1523*





## Introduction to Letterpress

In this course students are introduced to the basics of letterpress printing for the Vandercook proof press including hand typesetting, typography, composition, locking up, printing, and distribution. Students also create a multi-color reduction linoleum block project, which covers registration, printing, and color separation techniques. The Otis Lab Press is a fully functioning studio with four Vandercook proof presses and over 200 typefaces. Established in 1984 by Sheila de Brettville as part of the Communication Arts Department, the Lab Press has a rich history of small edition book publishing. Students actively participate and produce award-winning books that have become a permanent part of the university rare book collections throughout Southern California.

**Prerequisite:** None

**First class materials:** \$20 lab fee payable to instructor; supply list of additional materials provided at first mtg.

*September 14 – November 16*

*Wed 7:00–10:00pm / 10 sessions / 10 students*

**Reg# 35243:** \$435 Non-credit

**Reg# 35244:** \$475 Certificate Credit

**Reg# 35245:** \$1370 College Credit (1.0)

*(\$35 lab fee payable upon registration)*

*Instructor: Jennifer Graves*

*XGRD5100*

## Digital Letterpress

A studio course in letterpress printing with photopolymer plates held at the Otis Laboratory Press. This course covers all aspects of this revolutionary new process for the relief printing of digital imaging (digital-to-analog) – from digital prepress and plate processing to letterpress printing. Demonstrations include digital imaging requirements and font-editing, processing with the plate making machine, and presswork on the Vandercook flatbed cylinder press. Also covers related investigative and exploratory printing and typographic techniques. Previous experience with image-editing and page-layout software is required. Prior letterpress experience suggested.

**Prerequisite:** XGRD5705 Introduction to Letterpress or equivalent experience

**First class materials:** TBD

*September 12 – November 14*

*Mon 7:00–10:00pm / 10 sessions / 10 students*

**Reg# 35246:** \$435 Non-credit

**Reg# 35247:** \$475 Certificate Credit

**Reg# 35248:** \$1370 College Credit (1.0)

*(\$35 lab fee payable upon registration)*

*Instructor: Leslie Ross-Robertson*

*XGRD5105*

# Sculpture

---

**All courses take place at Otis College of Art and Design's Elaine & Bram Goldsmith Campus, unless otherwise noted.**

---

## Introduction to Sculpture

Students explore sculptural expression through the use of traditional and non-traditional materials and methods from stone carving to mixed media. Course focuses on heightening visual awareness of line, shape, form, space, scale, texture, and surface quality.

**Prerequisite:** None

**First class materials:** Supply list provided at first class.

*September 15 – November 17*

*Thur 7:00–10:00pm / 10 sessions / 12 students*

**Reg# 35417:** \$435 Non-credit

**Reg# 35418:** \$475 Certificate Credit

**Reg# 35419:** \$1370 College Credit (1.0)

*Instructor: Rude Calderon*

*XSCP1609*

## Welding/Metal Sculpture

Students receive instruction on the visual and physical properties of metal and various welding techniques and applications. Course focuses primarily on the use of steel for student projects. Emphasis is placed on maintaining a safe environment in which to weld. Covers welding procedures including gas, brazing, arc, MIG, TIG, and plasma cutting. Also covers shaping and fabricating tools and techniques. Students work on their own individual projects during class. Instructor guides students to create projects based on skill and equipment restrictions. Each student completes one welding project.

**Prerequisite:** None

**First class materials:** First class period is a lecture with no hands-on practice. Further discussion, handouts and materials list will be provided. Students supply all metals and materials for individual projects; some practice metals will be supplied by instructor.

*September 10 – November 12*

*Sat 10:00am–1:00pm / 10 sessions / 10 students*

**Reg# 35421:** \$435 Non-credit

**Reg# 35422:** \$475 Certificate Credit

**Reg# 35423:** \$1370 College Credit (1.0)

*(\$35 lab fee payable upon registration)*

*Instructor: Julia Montgomery*

*XSCP1622*

## Introduction to Glass Fusing\*

**At the Skirball Cultural Center**

Glass fusing is the binding of two or more pieces of compatible glass with heat. At temperatures of 1450F to 1700F degrees the pieces merge together to form one piece of glass. Lower temperatures can produce a variety of textural effects. The raw materials come in sheet, rod, frit and powdered form, which can be turned into elements for sculpture and jewelry. This one-day workshop covers the elemental properties of glass as well as how to use basic glass cutting tools to create a variety of organic as well as geometric shapes. Students select from a wide array of fused glass colors and dichroic glass and have the opportunity to begin to explore this versatile medium through creating several pieces that could be used as pendants, brooches, earrings or cabochons at a later time.

**Prerequisite:** None

**First class materials:** \$25 lab fee covers the cost of materials and firing for the class projects. (Projects will be fired at instructor's studio and returned to students via mail.) Bring a small USPS priority mail box to class with self-addressed label. Loaner glass cutting tools will be provided and may be purchased as desired. Bring a 3" x 6" quilter's plexi-glass ruler, one bottle of clear school glue, thin tip sharpie, scissors, safety eyewear and magnification. Bring sack lunch and water.

*September 24*


*Sat 10:00am–4:00pm / 1 session / 10 students*

**Reg# 35420:** \$99 Non-credit

*Instructor: Karen Silton*

*XSCP1449*

# HANDCRAFTED ART & DESIGN



For further information, please call 310-665-6850.  
To register, visit [www.otis.edu/ce](http://www.otis.edu/ce)

- > Ceramics
- > Furniture & Woodworking
- > Glass
- > Jewelry Design
- > Metal

"Sustained Beauty", Joan Takayama-Ogawa

---

All courses take place at Otis College of Art and Design's Elaine & Bram Goldsmith Campus, unless otherwise noted.

---

# Ceramics

## Introduction to Ceramic Production

*Early Start Course*

With emphasis on functional ceramics, students are introduced to two-piece plaster mold making, slip casting, hump and slump molds, extrusion, potter's wheel, and low fire non-toxic glazes. By the end of the course, students produce a cup, bowl, plate, and vase. Lab hours: Thursday, 5:00–7:00pm.

**Prerequisite:** None

**First class materials:** TBD

*September 1 – December 15 (no mtg. 11/24)*  
*Thur 7:00–10:00pm / 15 sessions / 16 students*

**Reg# 35369:** \$435 Non-credit

**Reg# 35370:** \$475 Certificate Credit

**Reg# 35371:** \$1370 College Credit (1.0)

*(\$35 lab fee payable upon registration)*

*Instructor: Joan Takayama-Ogawa*

*XCER1106*

---

# Furniture & Woodworking

## Machine Woodworking

Students are introduced to the basics of tool usage, wood joinery, and safe woodworking practices. Through lectures and hands-on training, students design and construct objects of their choice using the techniques of furniture making. Course topics include selecting and milling lumber, five basic wood joints, glues, Japanese and European hand tools, fasteners and finishing. Advanced students are invited to use wood lamination and carving techniques for their projects. Students must pass a safety test to use the woodworking shop.

**Prerequisite:** None

**First class materials:** Students should bring a rigid tape measure and materials for drawing and note taking to every class. Class materials provided by student, cost of materials not included. Cost of project vary depending on student's design.

*September 12 - November 14*

*Mon 6:30p–9:30pm / 10 sessions / 10 students*

**Reg# 35214:** \$435 Non-credit

**Reg# 35215:** \$475 Certificate Credit

**Reg# 35216:** \$1370 College Credit (1.0)

*(\$35 lab fee payable upon registration)*

*Instructor: Andrew Armstrong*

*XFRN1617*

---

# Glass

## Introduction to Glass Fusing\*

**At the Skirball Cultural Center**

The technique of glass fusing dates back to ancient Egypt and Rome. Glass fusing is the binding of two or more pieces of compatible glass with heat. At temperatures of 1450F to 1700F degrees the pieces merge together to form one piece of glass. Lower temperatures can produce a variety of textural effects. The raw materials come in sheet, rod, frit and powdered glass form and through a variety of techniques can be turned into elements for sculpture and jewelry. This one-day class introduces students to visual and elemental properties of glass. Students are also instructed how to use basic glass cutting tools to create a variety of organic as well as geometric shapes. Students may select from a wide array of fused glass colors and dichroic glass and will have the opportunity to begin to explore this versatile medium through creating several pieces that could be used as pendants, brooches, earrings or cabochons at a later time. Also includes a Power-Point presentation.

**Prerequisite:** None

**First class materials:** \$25 lab fee covers the cost of materials and firing for the class projects. (Projects will be fired at instructor's studio and returned to students via mail.) Bring a small USPS priority mail box to class with self-addressed label. Loaner glass cutting tools will be provided and may be purchased as desired. Bring a 3" x 6" quilter's plexi-glass ruler, one bottle of clear school



glue, thin tip sharpie, scissors, safety eyewear and magnification. Bring sack lunch and water.

*September 24*

*Sat 10:00am–4:00pm / 1 session / 10 students*

**Reg# 35420:** \$99 Non-credit

*Instructor: Karen Silton*

*XSCP1449*

## Jewelry

### Introduction to Fine Silver Metal Clay\*

**At the Skirball Cultural Center**

Ancient jewelry making techniques converge with new millennium technology through Precious Metal Clay. Fine silver particles suspended in an organic binder and water form a wonderfully malleable material that can be formed like earthen clay. When fired in a kiln it fuses or “sinters” together to become a .999, pure silver object. In this intensive workshop, students begin to master PMC as they learn how to texture, set gems, roll coils, form custom bails, re-hydrate dry material,

and safely use a butane torch to fire creations made at home. Students create an original pair of earring drops and pendant. Course covers various finishing methods including wire brushing, burnishing, and patinas.

**Prerequisite:** None

**First class materials:** \$65 lab fee payable to instructor at first class meeting includes one package of Precious Metal Clay and a faceted lab grown gemstone. Syringe, paste, and paper clay are also available for use and a loaner kit is provided. Additional supplies may be purchased as desired. Bring sack lunch, water and eye magnification.

*September 10*

*Sat 9:30am–5:30pm / 1 session / 12 students*

**Reg# 35373:** \$99 Non-credit

*Instructor: Delia Marsellos-Traister*

*XJWL3018*



## Fine Silver Metal Clay Techniques\*

Enrich your jewelry design experience with Precious Metal Clay. This wonderfully malleable material, consisting of fine silver particles suspended in an organic binder and water, can be formed like earthen clay. When fired in a kiln it fuses or “sinters” together to become a .999 pure silver object. In this course students explore PMC techniques while making bead caps and cones, setting lab-grown gemstones and dichroic glass cabachons, creating hollow beads, and moldmaking. Due to time restraints, pieces completed in class will be fired at the instructor’s studio and returned for finishing by the student.

**Prerequisite:** None (Recommended: XJWL3018 Introduction to Precious Metal Clay)

**First class materials:** \$200 materials fee payable to instructor in two parts; \$100 at 1st class meeting and \$100 at 4th class meeting; includes Precious Metal Clay and faceted lab grown gemstones, dichroic glass, ceramic shard, bisque bead, and other materials necessary for completing all projects. Syringe, paste, and paper are also available for use and a loaner kit is provided. Additional clay products may be purchased as desired. Bring snack, water, and eye magnification.

*September 21 – November 8*

*Wed 7:00–10:00pm / 8 sessions / 12 students*

**Reg# 35374:** \$235 Non-credit

*Instructor: Delia Marsellos-Traister*

*XJWL3020*

## Jewelry Design: Bead Stringing, Knotting, and Wire Wrapping\*

**At the Camera Obscura Art Lab, Santa Monica**

During this eight-week course, students design and create their own jewelry. Basic bead stringing and wire wrapping methods are demonstrated step by step. Course covers stringing, knotting, wire wrapping, French wire, and finishing techniques. Projects include a variety of styles of necklaces, bracelets and earrings – from single and multi-strand beaded necklaces with different endings to wire wrapped bead and chain necklaces, bracelets, and earrings.

**Prerequisite:** None

**First class materials:** One size 3 nylon or silk bead cord with needle attachment; 2 small clam shells; 1 small clasp; 1 6mm to 8mm solid (not cut)

jump ring; 2 earring wires; 2 head pins; Beads: 1 strand of 3mm to 5mm beads of your choice; chain nose pliers; needle nose pliers; round nose pliers; thread cutter; wire cutter; tube of cement; knotting tweezers; measuring tape; masking tape; pin vise; bead board (optional). Estimated cost of supplies is approximately \$100 (cost of beads and metal varies depending on student’s selection).

*September 15 – November 3*

*Thur 7:00–10:00pm / 8 sessions / 16 students*

**Reg# 35372:** \$235 Non-credit

*Instructor: Staff*

*XJWL3009*

---

## Metal

### Welding/Metal Sculpture

Students receive instruction on the visual and physical properties of metal and various welding techniques and applications. Course focuses primarily on the use of steel for student projects. Emphasis is placed on maintaining a safe environment in which to weld. Covers welding procedures including gas, brazing, arc, MIG, TIG, and plasma cutting. Also covers shaping and fabricating tools and techniques. Students work on their own individual projects during class. Instructor guides students to create projects based on skill and equipment restrictions. Each student completes one welding project.

**Prerequisite:** None

**First class materials:** First class period is a lecture with no hands-on practice. Further discussion, handouts and materials list will be provided. Students supply all metals and materials for individual projects; some practice metals will be supplied by instructor.

*September 10 – November 12*

*Sat 10:00am–1:00pm / 10 sessions / 10 students*

**Reg# 35421:** \$435 Non-credit

**Reg# 35422:** \$475 Certificate Credit

**Reg# 35423:** \$1370 College Credit (1.0)

*(\$35 lab fee payable upon registration)*

*Instructor: Julia Montgomery*

*XSCP1622*



# PHOTOGRAPHY



For further information, please call 310-665-6850.  
To register, visit [www.otis.edu/ce](http://www.otis.edu/ce)

# Photography

**PHOTOGRAPHY CERTIFICATE PROGRAM** is a sequence of 10 courses designed to offer training in the technical and creative skills necessary to enter commercial and fine art photography as a photographer (SOC 27-4021\*) Entry-level positions, such as an assistant in the studio, gallery, or academic environment are also possible after completing the program. Students are also prepared to start freelance work with the knowledge of cameras, lighting, aesthetics, printing, editing, promotion, and presentation formats needed for their specialized area of photography.

## THE 10 COURSE SEQUENCE

The Certificate Program requires five core courses, plus five elective courses. Advisors are available to help students choose elective courses. For further information, or to speak with a counselor, please call 310-665-6850.

### Core Courses [5]:

**XPHO2010** Introduction to Photography

**XPHO2012** Introduction to Black & White Darkroom

**XPHO2500** Lighting Techniques

**XPHO2060** Introduction to Color Photography

**XPHO2004** Intermediate Photography

### Electives [5]:

See electives below. For further information about the Certificate Program, or to speak with a counselor, please call 310-665-6850.

## ESTIMATED TOTAL PROGRAM COST

The estimated program costs listed below are based on students completing two courses per term (four terms) over a two-year period.

Certificate Application:	\$175
Tuition:	\$4,580
Fees:	\$195
Lab Fees:	\$315
Supplies & Books:	\$2,300
<b>Total:</b>	<b>\$7,565</b>

**Note:** Certificate program courses are open to all students. Students, interested in taking certificate program courses for professional growth or personal development, are welcome to attend.

For further information, or to speak with a counselor, please call 310-665-6850.

**All courses take place at Otis College of Art and Design's Elaine & Bram Goldsmith Campus, unless otherwise noted.**

## CORE COURSES:

### Introduction to Photography

This studio course in photography combines technical information with conceptual skills. Topics include using a 35mm camera, lenses, black and white film choices, ASA, aperture, shutter speed, depth of field, and using optional equipment such as light meters, tripods, and cable releases. This course also covers the formal elements of photography such as basic lighting, composition, and shooting in natural light to create and produce great photographs. Students develop a vocabulary for "reading" and evaluating images. The course also includes assignments, demonstrations, an in-class photography shoot, 6 lab/darkroom sessions, individual and group critiques during the midterm, final presentation of the students' photographs, art/photo history self-study, lecture, and handouts.

**Prerequisites:** None

**First class materials:** Students must have a 35mm camera that uses film and can be used manually, or a camera that is both manual and automatic. Equipment from the Otis Photography Lab is available for check-out during class time only.



Students may also use the professional darkroom at Otis College during the hours outside of class set by the Otis Photo Lab.

*September 10 – November 12*

*Sat 1:00–4:00pm / 10 sessions / 14 students*

**Reg# 35424:** \$435 Non-credit

**Reg# 35425:** \$475 Certificate Credit

**Reg# 35426:** \$1370 College Credit (1.0)

*(\$35 lab fee payable upon registration)*

*Instructor: Laura London*

*XPHO2010*

## Early Bird Discount

Otis Continuing Education offers a \$50 discount on most courses, for students enrolling on or before the Open House on August 21, 2016.

For more information, see page 101.

## Introduction to the Black & White Darkroom

Instruction covers basic black and white darkroom equipment and processes. Students develop 35mm film and make black and white prints using various papers. Among the techniques demonstrated are cropping, burning and dodging, contrast control, print format, and spotting. Discussions cover film choices, darkroom safety, archival processes, and the creative aspects of black/white darkroom controls leading to enhanced personal expression. Although some basic 35mm camera experience is recommended, both beginning and advanced students who wish to learn basic darkroom skills may enroll.

**Prerequisite:** XPHO2010 Introduction to Photography

**First class materials:** One package of 8" x 10" RC (Resin Coated) Photographic Paper. Supply list of additional materials provided at the first class meeting.

*September 13 – November 15*

*Tues 7:00–10:00pm / 10 sessions / 14 students*

**Reg# 35427:** \$435 Non-credit

**Reg# 35428:** \$475 Certificate Credit

**Reg# 35429:** \$1370 College Credit (1.0)

*(\$35 lab fee payable upon registration)*

*Instructor: Patrick Miller*

*XPHO2012*

## Digital Photography

### Blended Course

This course explores digital photography techniques for fine art, portrait, editorial, and documentary genres of image-making. Students use digital cameras in manual mode and a variety of program modes, while focusing on composition, exposure, and working with available and artificial light. Course covers use of Adobe Photoshop Lightroom image management software to edit and organize images, as well as planning workflows to help the photographer successfully satisfy project requirements portraying subject, space, and idea. This course is presented in a ten-week blended format including seven face-to-face meetings and three online meetings. Students work with their own DSLR camera or mirrorless digital camera. One face-to-face meeting is a photo shoot field trip. All other face-to-face class meetings are held in the Otis computer lab. Students enrolled in the course can access the computers and software in these facilities outside of class meetings. The course's online modules can be accessed from any computer with an Internet connection.

**Prerequisite:** Introduction to Photography or equivalent experience.

**First class materials:** Digital SLR camera or digital mirrorless camera with capability to function in fully manual settings, save images in RAW file format, and accept interchangeable lenses.

*September 15 – November 17*

*Thur 7:00–10:00pm / 10 sessions / 14 students  
(Every third session is conducted online)*

**Reg# 35442:** \$745 Non-credit

**Reg# 35443:** \$780 Certificate Credit

**Reg# 35444:** \$1670 College Credit (1.0)

*Instructor: Eugene Ahn & Joanne Kim  
XPHO2850*

## Open House

### CONTINUING EDUCATION

Sunday, August 21, 2016 1-3pm

Goldsmith Campus in Westchester  
9045 Lincoln Boulevard, 2nd floor

For reservations and further information,  
please call 310-665-6850.

## Introduction to Color Photography

In this course students investigate color aesthetics and techniques, learning how to make photographs that have strong color, composition, and impact. Topics include camera exposure, using color negative and transparency films, lighting situations, lab quality control, contact sheets, and color printing. Demonstrations and discussion include darkroom techniques such as color correcting, print exposure, print manipulation, and the use of instant and alternative color materials. One-on-one critiques encourage students to establish a foundation for the expression of a personal vision.

**Prerequisite:** Basic camera and darkroom skills.

**First class materials:** TBD

*September 15 – November 17*

*Thur 7:00–10:00pm / 10 sessions / 10 students*

**Reg# 35430:** \$435 Non-credit

**Reg# 35431:** \$475 Certificate Credit

**Reg# 35432:** \$1370 College Credit (1.0)  
*(\$35 Lab fee payable upon registration)*

*Instructor: Ginger Van Hook  
XPHO2060*

## Lighting Techniques

Understanding how light interacts with your subject is as important as understanding how to use your camera. In this hands-on course students are introduced to the technical and aesthetic concerns of both natural (outdoor) and studio (strobe) lighting. Course covers lighting techniques including use of light meters, reflectors, fill flash, soft boxes, and the safe operation of strobe equipment. Students photograph a variety of subjects (people and products) to understand how lighting problems and solutions are inherent in each. Course is held in the Otis Lighting Studio. Students should bring samples of work to first class meeting.

**Prerequisite:** XPHO2010 Introduction to Photography or equivalent knowledge. Students must have working knowledge of traditional/digital manual camera functions.

**First class materials:** Digital cameras required for all class instruction. Film cameras may be used with the approval of Instructor.

*September 15 – November 17*

*Thur 7:00–10:00pm / 10 sessions / 12 students*

**Reg# 35436:** \$435 Non-credit

**Reg# 35437:** \$475 Certificate Credit

**Reg# 35438:** \$1370 College Credit (1.0)

*(\$35 lab fee payable upon registration)*

*Instructor: David Callichio*

*XPHO2500*

## Intermediate Photography

A course for the student who wishes to improve and perfect general photographic skills and achieve a greater understanding of what makes a good photograph: content, composition and presentation.

**Prerequisite:** Introduction to Photography or equivalent knowledge

**First class materials:** TBD

*September 10 – November 12*

*Sat 9:30am–12:30pm / 10 sessions / 10 students*

**Reg# 35433:** \$435 Non-credit

**Reg# 35434:** \$475 Certificate Credit

**Reg# 35435:** \$1370 College Credit (1.0)

*(\$35 Lab fee payable upon registration)*

*Instructor: Ave Pildas*

*XPHO2004*

## ELECTIVES:

**NEW!**

## New Documentary Photography

Join visual artist, Clayton Campbell, for this special course focused on documentary photography. Using his seminal documentary photographic installation project, *Words We Have Learned Since 9/11*, your instructor will guide you through strategies and participatory methods of engagement within various communities. Students participate alongside their instructor, working with John Malpede's *Los Angeles Poverty Department* (LAPD) in a series of workshops for the *Words Project*, photographing homeless persons in the Skid Row History Museum. Course also explores photographic works by other artists, as well as how documentary projects can create social impact. Students create their own discreet project to be shot outside of the class. Projects are critiqued during class and presented at a culminating meeting, where the work from the LAPD workshops is shown alongside the students' work.

**Prerequisite:** None

**First class materials:** TBD

*September 10 – November 12*

*Sat 2:00–5:00pm / 10 sessions / 16 students*

**Reg# 35496:** \$435 Non-credit

**Reg# 35497:** \$475 Certificate Credit

**Reg# 35498:** \$1370 College Credit (1.0)

*Instructor: Clayton Campbell*

*XPHO2090*

# PRE-COLLEGE AND K-12 PROGRAMS



For further information, please call 310-665-6864.  
To register, visit [www.otis.edu/pre-college](http://www.otis.edu/pre-college)

- > Portfolio Preparation
- > Young Artist Workshops



# Portfolio Preparation

Building a strong portfolio is essential for admission to Otis and other colleges of art and design. These specialized courses focus on skill-building, creative self-expression, and in-depth exploration of art materials and techniques. All courses are taught by practicing professional artists, many of whom teach in Otis' undergraduate programs. Geared towards portfolio development to support application to Otis and other colleges of art and design.

---

**All courses take place at Otis College of Art and Design's Elaine & Bram Goldsmith Campus.**

## Portfolio Preparation: Observational Drawing\*

In this course, students draw from observation and develop perceptual and pictorial skills. Instruction covers drawing techniques and fundamental design principles. Students develop their creative and aesthetic sensibilities, establishing a foundation for all visual art pursuits. Assignments are geared towards portfolio requirements. Advice and direction is available for those students preparing a portfolio for art college admissions. Includes a guest lecture by a counselor from Otis' Admissions Office who offers information on college requirements.

**Prerequisite:** None

**First class materials:** 18" x 24" drawing board, 18" x 24" drawing pad (no newsprint, no bond paper), HB, 2B, and 4B drawing pencils, 2B and 4B charcoal pencils, 1 kneaded eraser, 1 Mars white eraser. List of additional materials may be provided at first meeting.

*September 10 – November 12*

*Sat 9:30am–12:30pm / 10 sessions / 20 students*

**Reg# 35467:** \$325 Non-credit

*Instructor: Jeanie Frias*

*XPFP1162*

*September 11 – November 13*

*Sun 1:00–4:00pm / 10 sessions / 20 students*

**Reg# 35469:** \$325 Non-credit

*Instructor: Scott Zaragoza*

*XPFP1162*

## Portfolio Preparation: Advanced Drawing / Introduction to the Figure\*

This course further develops skills of observation, spatial analysis, and compositional organization. Traditional and experimental drawing activities allow the student to develop their problem solving skills by exploring conceptual challenges in a variety of media. A portion of the class meetings are devoted to figure drawing from a live nude model. Proportion and structure as well as gesture and expressive qualities of the figure are introduced. Advice and direction is available for those students preparing a portfolio for art college admissions. Includes a guest lecture by a counselor from Otis' Admissions Office who offers information on college requirements.

**Prerequisite:** Basic Drawing or equivalent experience

**First class materials:** 18" x 24" drawing board, 18" x 24" white bond paper pad, 18" x 24" newsprint pad, 2 charcoal pencils soft or ex-soft, 1 kneaded eraser, 1 white eraser, 1 X-acto knife, 24 color box of oil pastels (no soft or chalk pastels), 2 sheets of Canson Mi-Teintes brand felt grey or steel grey colored paper.

*September 10 – November 12*

*Sat 1:00–4:00pm / 10 sessions / 20 students*

**Reg# 35468:** \$325 Non-credit

*Instructor: Jeanie Frias*

*XPFP1070*

## Portfolio Preparation: Life Drawing and Painting\*

This course focuses on drawing and painting the human figure. Emphasis is placed on understanding and conceptualizing the body as form in space, while considering the figure as an element of composition. Using traditional



drawing materials, volumetric drawing serves as the foundation for further study. Students explore painting techniques and concepts through the use of acrylic paint.

**Prerequisite:** Basic Drawing or equivalent experience

**First class meeting:** 18" x 24" smooth newsprint and/or bond paper; 18" x 24" drawing board. Assorted pencils: soft charcoal, "carbon", dark pastel, dark colored pencils (Prismacolor or Poly-Chromos). "Soft" compressed charcoal sticks; Nupastel stick (earth tone). Assorted blending "stumps" and tortillons; kneaded rubber eraser; razor blades or retractable razor knife; 1 piece #100 grit sandpaper; chamois. Materials list for painting supplies will be distributed at first meeting.

*September 11 – November 13*

*Sun 9:30am–12:30pm / 10 sessions / 20 students*

**Reg# 35470:** \$325 Non-credit

*Instructor: Ken Jones*

*XPFP1170*

## Digital Media: 2D Animation for Ages 12-18\*

If you love cartoons and animated films, this class is tailored for you. Learn the 12 principles of animation and utilize them via Flash and Adobe Cloud to create engaging 2D animated videos and experiments. In this course students develop traditional and computer techniques beginning

with the basic bouncing ball, which evolves to create a character driven 2D animated final project. Course covers the basics of storyboarding, character development, staging, timing, weight, and anticipation. During the duration of class, students view and analyze a variety of animated films and videos to aid in studying technique while developing their own animation projects. This fun, interactive course engages students to express their creativity and develop the artistic skills to create great works of 2D animation.

**Prerequisite:** None

**First class materials:** 9" x 12" Drawing pad, set of graphite pencils (Faber Castell 9000 Design Pencil Tin Set or any comparable brand), eraser, set of colored pencils (Sargent Art 22-7224 24 Count Assorted Colored Pencils or any comparable brand), set of assorted color pens (Pentel color pen set, 36 assorted colors or any comparable brand), USB Drive Preferably 16GB, *Cartoon Animation* by Preston Blair.

*September 11 – November 13*

*Sun 1:00–4:00pm / 10 sessions / 20 students*

**Reg# 35477:** \$385 Non-credit

*Instructor: Luis Ruiz*

*XCHL8126*

***Portfolio Preparation is generously supported by Sony Pictures Entertainment.***

# Young Artist Workshops

Young Artists Workshops are designed to give children and teens an equal measure of traditional art skills and spontaneous creative experiences. Children's courses introduce the elements and principles of art (line, tone, perspective, color, composition) while encouraging personal expression and exploration. Teen courses provide in-depth exploration of art materials and techniques, while further examining creative ideas through class discussions. The goal is to build self-confidence and have fun.

---

**All courses take place at Otis College of Art and Design's Elaine & Bram Goldsmith Campus, unless otherwise noted.**

---

## WEEKLY COURSES FOR YOUNG ARTISTS:

---

### Leonardo's Apprentice: Ages 5-8 & 9-12\*

When Leonardo da Vinci was young, he apprenticed with an older more experienced artist to learn the art trade. This early art experience introduced Leonardo to various materials and techniques: grinding and mixing pigments, learning geometry, mixing of colors, preparing panels, working of clay, and the actual act of painting itself. Using the old and modern masters as inspiration, students learn the fundamental techniques and principles of art. In this course young apprentices are introduced to basic art concepts including use of color, line, shape, texture, and composition, while learning a range of technical methods used by the masters themselves. Students in the section for 5-8 year-olds learn to use various drawing, painting, and sculpture materials. Students in the section for 9-12 year-olds focus primarily on painting. The course takes place in a nurturing atmosphere, which stresses experimentation and exploration. Course is designed to heighten sensory awareness and build self-confidence in fundamental art making skills.

**First class materials:** \$35 lab fee payable to the instructor for supplies.

### Ages 9-12 (Painting Focus)

*September 11 – October 30*

*Sun 10:00am–12:00pm / 8 sessions / 15 students*

**Reg# 35473:** \$195 Non-credit

*Instructor: Juliana Ostrovsky*

*XCHL8031*

### Ages 5-8 (Multiple Media Focus)

*September 11 – October 30*

*Sun 1:00–3:00pm / 8 sessions / 15 students*

**Reg# 35472:** \$195 Non-credit

*Instructor: Juliana Ostrovsky*

*XCHL8027*

### Drawing on the Right Side of the Brain: Ages 9-12\*

This beginning course in drawing is designed especially for children, ages 9-12. It is based upon the method developed by Dr. Betty Edwards and described in her book, *Drawing on the Right Side of the Brain*. In this course children learn the perceptual skills necessary for realistic drawing, which include the perception of edge, space, angles, proportion, light, and shadow. Course combines brief lectures and studio exercises, which guide the students through the systematic learning process. In eight weeks, students advance from symbolic images to actually drawing what they see.

**First class materials:** \$10 lab fee payable to the instructor for supplies.



*September 14 – November 2*  
*Wed 4:00–6:00pm / 8 sessions / 15 students*  
**Reg# 35474:** \$195 Non-credit  
*Instructor: Linda Jo Russell*  
 XCHL8020

## Drawing Manga: Ages 12-17\*

Do you love watching anime? Do you love reading Japanese comic books? Want to create your own series? Over this 8-week course, you learn the steps of making a cool mini-Manga and tips on what makes a Manga different from all other comic books in the world. Students expand their drawing skills with a range of Manga-like facial expressions, figure drawing, and creative costumes. Also covers scriptwriting, visual storytelling, and presentation.

**Prerequisite:** None

**First class materials:** 8.5" x 11" paper or larger (recommended: white office cardstock 110 pound weight), 24 count colored pencils, clear ruler with grid, and #2 pencils.

*September 10 – October 29*  
*Sat 10:00am–12:00pm / 8 sessions / 15 students*  
**Reg# 35475:** \$195 Non-credit  
*Instructor: Sylvia Leung*  
 XCHL8008

## Digital Media: 2D Animation for Ages 12-18\*

If you love cartoons and animated films, this class is tailored for you. Learn the 12 principles of animation and utilize them via Flash and Adobe Cloud to create engaging 2D animated videos and experiments. In this course students develop traditional and computer techniques beginning with the basic bouncing ball, which evolves to create a character driven 2D animated final project. Course covers the basics of storyboarding, character development, staging, timing, weight, and anticipation. During the duration of class, students view and analyze a variety of animated films and videos to aid in studying technique while developing their own animation projects. This fun, interactive course engages students to express their creativity and develop the artistic skills to create great works of 2D animation.

**First class materials:** 9" x 12" Drawing pad, set of graphite pencils (Faber Castell 9000 Design Pencil Tin Set or any comparable brand), eraser, set of colored pencils (Sargent Art 22-7224 24 Count Assorted Colored Pencils or any comparable brand), set of assorted color pens (Pentel color pen set, 36 assorted colors or any comparable brand), USB Drive Preferably 16GB, "Cartoon Animation" by Preston Blair.

*September 11 – November 13*  
*Sun 1:00–4:00pm / 10 sessions / 20 students*  
**Reg# 35477:** \$385 Non-credit  
*Instructor: Luis Ruiz*  
 XCHL8126

# PROFESSIONAL DEVELOPMENT



For further information, please call 310-665-6850.  
To register, visit [www.otis.edu/ce](http://www.otis.edu/ce)

# Professional Development

Courses offered in the Professional Development Series are intended for individuals interested in expanding their professional art and design experience with further knowledge and expertise.

**Note:** Certificate students may take full courses to fulfill elective requirements, with the permission of the Continuing Education counselor.

**All courses take place at Otis College of Art and Design's Elaine & Bram Goldsmith Campus, unless otherwise noted.**

## Social Media for Artists and Designers\*

This seminar is for beginning to intermediate social media users interested in learning how to use the various platforms to showcase their work and brand. Students learn the differences between Instagram, Facebook, Pinterest, and Twitter, see demonstrations of the platforms, and identify the networks that work best for them. Students learn how to brand themselves properly to develop a voice and visual identity that represents their brand. Students discover strategies that help develop engaging, unique content that attracts their ideal audience. Seminar participants also learn how video platforms such as Snapchat, Facebook Live, and Periscope are changing the game and showcasing brands and services in a new way.

**Prerequisite:** None

**First class materials:** Note-taking materials and cell phone with preferred social media apps

*September 17*

*Sat 10:00am–4:00pm / 1 session / 20 students*

**Reg# 35450:** \$49 Non-credit

*Instructor: Jeanetta Gonzales*

*XDEV7614*

**NEW!**

## Artist Residencies and Creative Platforms\*

Join Clayton Campbell, former Co-Executive Director of the 18th Street Arts Center for this unique program designed for artists, writers, and designers who want to find out everything there is to know about creative residencies; where they are, the different forms they come in, which ones are best suited for you, how to apply and have a chance of being accepted, and how to start your own residency program. Course also explores the exciting new generation of creative platforms including hybrid exhibition and residency programs, pop up galleries, artist housing schemes, design laboratories, virtual residencies, and more. Examines some of these new models, how they are designed and run, and what their benefits could be for you. Course includes several guest speakers and visits to local organizations that are breaking the mold. Participants write mock residency applications and those who succeed in the course will be eligible for a recommendation in their future applications to actual residencies from the instructor.

**Prerequisite:** None

**First class materials:** TBD

*September 10 – October 15*

*Sat 9:30am–12:30pm / 6 sessions / 14 students*

**Reg# 35498:** \$285 Non-credit

*Instructor: Clayton Campbell*

*XPHO3880*





## Alumni Project Workshop\*

In this workshop, artists and designers work independently on the formation and development of new ideas and art forms. The workshop is open to Otis alumni who have achieved intermediate experience in one of the following lab/shop areas: digital, letterpress, metal, 3D models, printmaking, and wood. Two spaces in each area are available to qualified alumni. Artists and designers work independently but are required to participate in goal setting/orientation and two critiques, as well as submit documentation of works created at program conclusion. Program concentrates on developing/translating concepts and ideas into completed works. Includes access to approved lab/equipment, advisor, and critique group. Participants must pass a process/safety interview with Continuing Education faculty advisor as necessary. \$35 lab fee payable upon registration.

**Prerequisite:** Open to Otis BFA/MFA alumni; Intermediate level knowledge of shop/lab usage

*September 10 – November 12*

*3 formal Saturday sessions 9:30am–12:30pm / open access / 2 students per area*

\$195 Non-credit (Digital Media)

\$195 Non-credit (Lab Press)

\$195 Non-credit (Metal Shop)

\$195 Non-credit (Model Shop)

\$195 Non-credit (Print Shop)

\$195 Non-credit (Wood Shop)

*Faculty mentor: Andrew Armstrong*

*XDEV4000*

## How to Get Hung: A Practical Guide for Emerging Artists\*

Whether your goal is to exhibit or to sell your work, your portfolio needs to be top notch and your personal presentation has to produce results. Join Gallery owner and radio personality Molly Barnes as she guides students through all aspects of building an art career, with tips on galleries and what sells. Course covers how to make slides, resumes, bios, as well as how to talk about your work. Class discussions and informal portfolio reviews enable students to develop effective marketing techniques. Course also explores selling through art galleries and consultants, starting your own art gallery, and selling to corporate collectors.

**Prerequisite:** None

**First class materials:** TBD

*September 10 – September 17*


*Sat 9:00am–2:00pm / 2 sessions / 20 students*

**Reg# 35446:** \$99 Non-credit

*Instructor: Molly Barnes*

*XDEV1065*

# WRITING



For further information, please call 310-665-6850.  
To register, please call 310-665-6950.

# Writing

All courses take place at Otis College of Art and Design's Elaine & Bram Goldsmith Campus, unless otherwise noted.

## Writing Children's Books

The children's book "market" has expanded and contracted several times since the early 1990's, becoming a booming industry, driven by various trends and marketing strategies. It may seem daunting, but publishers are continually looking for new talent. This course explores writing for a variety of children's genres, from picture books, easy-to-reads, chapter books, novels, and non-fiction. Course explores the art of storytelling and how characterization, theme, plot development, dialogue, and point of view create unique and interesting stories. Examines the latest trends in the children's book marketplace, the importance of the editing process, how your manuscript is handled by illustrators, and how to submit your manuscripts to editors. Also, covers various forms of fiction (folk and fairy tales, realism and humor, contemporary issues faced by today's young readers) and non-fiction (biography, how-to/craft/puzzle, and educational materials, not forgetting class projects!). This course can be taken concurrently with Illustrating Children's Books.

**Prerequisites:** None

**First class materials:** Note-taking materials

*September 15 – November 17*

*Thur 7:00–10:00pm / 10 sessions / 20 students*

**Reg# 35461:** \$435 Non-credit

**Reg# 35462:** \$475 Certificate Credit

**Reg# 35463:** \$1370 College Credit (1.0)

*Instructor: Deborah Nourse Lattimore*

*XWRT6010*

## Autobiography, Memoir, or Fiction

**At the Skirball Cultural Center**

From personal life experiences, students uncover material for an autobiographical memoir or piece of fiction. Like contemporary art, which breaks down the boundaries between art and life, this writing course allows students to move between the worlds of fiction and non-fiction. From readings and workshop discussions students generate ideas and learn the craft of writing. Course explores the letter, the personal essay, and philosophy; mining raw material, life experiences, and memory; the art of short fiction. Also covers transforming raw material; writing about family and friends; truth and integrity; inventing and re-inventing from memory; maintaining perspective; point of view; hybrid forms; rendering characters: creating dossiers; listening to dialogue; voice: yours...strengthened; description: sensory detail and other strategies; research, information, and publishing questions. This dynamic course focuses on finding each individual's story and voice. Finished works may be a personal essay, a short story, a novella or chapters of a memoir or novel.

**Prerequisite:** None

**First class materials:** Note-taking materials

*September 12 – November 14*

*Mon 7:00–10:00pm / 10 sessions / 16 students*

**Reg# 35458:** \$435 Non-credit

**Reg# 35459:** \$475 Certificate Credit

**Reg# 35460:** \$1370 College Credit (1.0)

*Instructor: Martha Fuller*

*XWRT6408*



**NEW!**

## Self-Discovery through Writing

### Online Course

Many writers attest to the emotional, spiritual, and even physical benefits of writing. In this course, students examine how written expression can help navigate the human experience. Course explores a variety of visual and written tools for self-reflection, exploration, and expression. Students practice interactive writing therapy and expressive writing to address universal life experiences, participate in self-reflective writing experiences, and participate in classroom discussions designed to stimulate a closer look at the potential of healing writing and to deepen one's own writing process. Through discussion, group activities, written assignments, journals, and directed homework exercises, students practice utilizing the written word to explore and express who they are. Please note: course takes place completely online in an asynchronous environment. Materials will be uploaded weekly on Monday evenings, 7:00pm (Pacific Time). Login information will be forwarded by course start date. Enrollment Deadline: Mon, 9/12

**Prerequisite:** None

**First class materials:** Operating system requirements: Mac users – OS X Snow Leopard or higher; PC users – Windows XP or higher

*September 12 – November 14*

*Weekly / 10 weeks / 16 students*

**Reg# 35464:** \$435 Non-credit

**Reg# 35465:** \$475 Certificate Credit

**Reg# 35466:** \$1370 College Credit (1.0)

*Instructor: Sahag Gureghian*

*XWRT0000*

## Open House

CONTINUING EDUCATION

Sunday, August 21, 2016 1-3pm

Goldsmith Campus in Westchester  
9045 Lincoln Boulevard, 2nd floor

For reservations and further information,  
please call 310-665-6850.



# INSTRUCTOR BIOGRAPHIES

---

**Lisa Adams**, MFA, Claremont Graduate University; BA, Scripps College. Ms. Adams is a painter and public artist. She is the recipient of a Fulbright Fellowship, a Brody Grant and a Durfee ARC Grant. Her work is in the collections of Eli Broad, the Edward Albee Foundation, the San Jose Museum of Art, the Long Beach Museum of Art, and the Laguna Museum of Art. She has taught throughout the Los Angeles area and abroad, including the University of Southern California and the Claremont Graduate University. Recently her work has been included in exhibitions at the San Jose Museum of Art, Gallery Fu in Yokohama, Japan, and Miami Project at the Miami Basel Art Fair. Her work is represented by CBI Gallery in Los Angeles.

**Eugene Ahn**, MA in Humanities, Pacifica Graduate Institute; BA in English, University of California, Los Angeles. Mr. Ahn is an artist, photographer, and web designer.

**Kim Alexander**, MFA in Studio Art, Claremont Graduate University; BA in Printmaking, The Evergreen State College. Mr. Alexander is a fine artist who has had solo exhibitions at Weekend Gallery (Los Angeles) and Peggy Phelps Gallery, Claremont Graduate University. He has also shown in group exhibitions at MCKA Zatoka Sztuki (Sopot, Poland), ACME Gallery, Claremont Graduate University, Soil Art Gallery (Seattle, WA), and The Helm Gallery (Tacoma, WA). Mr. Alexander also publishes fine art editions with Damaris Rivera under the name of Age of Art Multiples.

**Ruth Ann Anderson**, MFA, California State University, Long Beach. Ms. Anderson is visual artist and designer who authorized the text: *Exploring the Art & Technology of Web Design* (Delmar Learning). She is the owner/proprietor of Moonlight Designs, a full service design firm with clients including DisneyABC.com, LA411 Print and Online Advertising, and UCLA Physicians Forum.

**Andrew Armstrong**, MFA in Fine Arts; BFA in Sculpture, Otis College of Art and Design. Mr. Armstrong is the Director of Technical Support Services at Otis. His work has been exhibited in many Southern California venues. He has also served as a consultant and fabricator for notable Los Angeles based artists, designers, and institutions.

**Pam Banks**, BA in Fashion Design, University of Cincinnati. Ms. Banks is a former Designer/Patternmaker for Miss Elliette, Inc., and Chez California, Inc.

**Molly Barnes** is a New York and Los Angeles art gallery owner and radio personality who discovered John Baldessari, Gronk, Mark Kostabi, Robert Cottingham, and many others.

**Jack Barnhill**, MA, is an exhibiting artist who studied drawing and painting at Otis College of Art and Design. Mr. Barnhill creates full-scale realistic paintings in both oil and acrylic on canvas and panel. His work has appeared in *Art Collector Magazine* (August, 2010). Mr. Barnhill is a member of the Portrait Society of America and the Pasadena Society of Artists.

**Beverly Bledsoe**, BFA, Cleveland Institute of Art; MFA in Printmaking, Cranbrook Academy of Art. Ms. Bledsoe's collages, assemblages, paintings, sculpture, prints, and drawings reflect an introspective view of humanity. She is a past recipient of a United States Cultural Grant from the America Center (Helsinki, Finland) and a Juror's Merit Award, 21st Bradley National Printmaking Show (Bradley, Illinois). In addition, Ms. Bledsoe teaches Life Drawing in Otis' Foundation Program.

**Anne M. Bray**, BFA in Fashion Design, Otis College of Art and Design. Ms. Bray is a former award-winning Fashion Doll designer for Mattel Toys. She is a fine artist represented by The Artists' Gallery, Santa Monica.  
[www.annembray.com](http://www.annembray.com)

**Rude Calderon** is an exhibiting fine artist specializing in stone and mixed media sculpture. His work has been exhibited internationally in Hispanic Works on Paper, LAC-MA; IV International Festival of Snow and Ice Sculpture (Russia); a one-man exhibition at Occidental College; and Natural Forces in LA Sculpture, Barnsdall Art Park. Mr. Calderon is also a past member of the Streetscapers, an L.A. based mural group.

**David Calicchio** ([david-calicchio.squarespace.com](http://david-calicchio.squarespace.com)), BFA in Photography, Otis College of Art and Design. Mr. Calicchio is a photographer living and working in Southern California specializing in fashion, whose work has been published nationally and internationally. Until recently, David was the lead photographer for BCBG Max Azria Group and then at bebe Stores Inc. He is currently Photo Studio Manager at Hot Topic Inc. He oversees the photography for Hot Topic, Torrid, and Black Heart Lingerie. In addition to his commercial work, David enjoys giving back what he has learned by teaching lighting and digital photography classes at his Alma Mater.

**Clayton Campbell** studied painting and printing at Boston Museum School of Fine Arts. He also apprenticed at Atelier Ernst Fuchs and has additional studies at Arts Students League, New York. Mr. Campbell is the former Co-Executive Director of the 18<sup>th</sup> Street Arts Center, where he organized over 300 international artist residency projects. He is a past President of the International Association of Residential Arts Centres (Res Artis). Mr. Campbell is a specialist in artist residency programming and currently consultants with major Foundation's on how to organize residency programs.

**Michael Carroll**, BFA in Textile Surface Design, Otis College of Art and Design. Mr. Carroll is currently working as a Computer Production Artist for printed textiles for apparel and home furnishings.

**Rebecca Chamlee** is a book artist, graphic designer, printer, writer and bookbinder and has published innovatively designed, letterpress printed, hand-bound limited-edition fine press and artist's books under the imprint of Pie In The Sky Press since 1986. Her work is in prominent special and private collections throughout the U.S. and has been exhibited widely. Chamlee is affiliated with the Fine Press Book Association, The Book Club of California, The Guild of Bookworkers, Hand Bookbinders of California, Pacific Center for the Book Arts, Ladies of Letterpress and the American Printing History Association.

**Laddie John Dill**, BFA in Fine Arts, Chouinard Art Institute (California Institute of the Arts). Mr. Dill's exhibitions include galleries and museums from such venues as Seoul, Paris, Nogoya, Helsinki, New York, Kansas City, Seattle, and throughout California. He is the recipient of two National Endowment for the Art grants and a Guggenheim Fellowship.

**Toxi Dixon**, BFA in Fine Art, California Institute of the Arts. Ms. Dixon has dedicated over 20 years of practice as a textile designer in Los Angeles and New York. Her design have been featured in a wide range of consumer markets

including Victoria's Secret, Quicksilver, Target, Macy's, Talbots, and Juicy Couture.

**Joan Dooley** is a photographer and National Board Certified Art Teacher. She has been teaching Media Arts full-time for 20 years in LAUSD in both K-6 and high school campuses. Most recently she launched the media arts program at the Humanitas Academy of Art and Technology (HAAT) high school in East LA which was awarded a four-year grant of support from Tony Bennett's Exploring the Arts Foundation. Ms. Dooley also worked for more than a decade as an Assistant Curator of Photography at the J. Paul Getty Museum. Her website: <http://haatart.weebly.com/>

**Jennifer Doublet**, MArch, SCI-Arc; MA in Decorative Arts, Christie's Fine Arts Program, London, UK; BA in Art History, Stanford University. Ms. Doublet has over ten years experience in architectural design, project management, materials research, document production, and construction administration. Prior to working in the architectural field she served as an arts administrator for museums, art galleries, and non-profit arts organizations.

**Olga Eysymontt**, BFA in Printmaking and Painting, Rochester Institute of Technology, with further study in Surface Pattern Design at Fashion Institute of Technology, New York City. Ms. Eysymontt is a designer and fine artist. She has created surface pattern designs for Artilia Studio in Paris, France, and for Stroheim and Romann, S. Harris, Wamsutta, Bloomingdale's, Decorator's Walk, Schumacher, and Van Luit in the United States. Other clients include The Huntington Botanical Gardens and Dorians Department Store in Cacanilla, Mexico. Her fine art has been shown at the New York State Museum, Missouri Botanical Gardens, and American Society of Botanical Artists exhibition, Longwood Gardens, Kennett Square, Pennsylvania.

**Roni Feldman**, MFA in Painting, Claremont Graduate University; BA in Creative Studies/Art History, University of California, Santa Barbara. Mr. Feldman is a visual artist whose work has been exhibited at Istanbul Biennial; Mexicali Biennial; Pasadena Armory Center for the Arts; Torrance Art Museum; Werkstatt Gallery, Berlin; Janet Clayton Gallery, Sydney, Australia; Garboushian Gallery, Beverly Hills; Toomey-Tourell Fine Art, San Francisco; Gallery Lara, Tokyo. He has won numerous awards for his paintings including a Durfee ARC Grant, and his work has been reviewed in ART Ltd. and Beautiful Decay.

**Martha Fuller**, MFA, MA, is a fine artist, writer, and instructor of numerous courses in creative writing, literature, bookmaking, contemporary art history, visual art and photography. She is a creative consultant for visual and literary projects, a book "whisperer" and editor. She has exhibited her fine art photography and artist's books nationally. Her images, articles, and reviews appear in both art and literary publications. With dual degrees in Contemporary Fine Art and English she synthesizes word and image, fact and fiction, art and life. Students in her classes have published their writing and/or exhibited their work.

**Jeanie Frias**, BFA, Otis College of Art and Design. Ms. Frias has exhibited throughout the Los Angeles area. She has taught with UCLA and Occidental College extension programs, as well as private and homeschool groups. Within her teaching, she specializes in mentoring young artists towards their goal of successful application to the art college of their choice.

**Parme Giuntini** graduated from the University of California, Los Angeles (B.A., M.A., Ph.D. in Art History) with a scholarly focus on eighteenth century English portraiture, gender and family representation and joined the faculty of

Otis College of Art and Design. Working at an art college proved to be so challenging, productive and fun that she never left. As the Assistant Chair of Liberal Arts and Sciences and Director of Art History, she has been instrumental in teaching, designing, and supervising courses that address both fine art and visual culture. Her involvement with studio faculty nurtured an interest in fashion and culture and led to a remarkable collaboration with Kathryn Hagen, the former head of Fashion Illustration at Otis and current Chair of Fashion at Woodbury University. This resulted in the 2007 publication of GARB: A Fashion and Culture Reader. For the past five years her scholarly focus has been curriculum design, educational technology and active learning strategies with a special emphasis on online learning and information.

**Moshé L. Godwin**, BFA in Illustration, Art Center College of Design. Mr. Godwin is an illustrator, graphic artist, and motion graphics designer who works in both traditional and digital media. He is an art director and multimedia producer for the Educational Technologies Network (ETN), a division of a Los Angeles based educational agency.

**Jeanetta Gonzales**, BFA in Fine Arts, University of California, Los Angeles; additional studies at Brooks College and Otis College of Art and Design. Ms. Gonzales is a graphic designer and art director with expertise in branding, package design, promotional and consumer products, and licensed product style guide development.

**Jennifer Graves**, MLS in Library Science, University of North Texas; BA, University of Nevada, Las Vegas. Ms. Graves is a Los Angeles artist who studied letterpress through Otis Continuing Education. Due to the high quality of her work, she was invited to join the Labpress Technician team in 2011.

**Sahag Gureghian**, MFA in Creative Writing with Fiction Emphasis, National University; BA in Cinema and Television Arts/BA in English with Creative Writing Emphasis, California State University, Northridge. Mr. Gureghian is a writer whose published works are included in *Goulash – A Danse Macabre Anthology*; *The Q Review*; *The Cynic Magazine*; and *The Shine Journal*.

**Nancy Jo Haselbacher**, MFA in Printmaking, Rhode Island School of Design; BFA in Fine Arts/Illustration, The Art Institute of Boston, Lesley College. Ms. Haselbacher is an exhibiting fine artist and printmaker. She is the owner of Indelible Press, a printmaking studio in Los Angeles.

**Bonita Helmer**, BA in Painting, Antioch College; graduate work at Otis College; Mentorship studies with Francoise Gilot. Ms. Helmer's work has been exhibited locally at Track 16 and George Billis Galleries. Other gallery exhibitions include Kathryn Markel (New York), Gallery Q (Tokyo), ARC Gallery (Chicago). Museum and college exhibitions include CSUN, Downey Art Museum, Orange County Art Museum, UCLA Armand Hammer Museum, El Camino College, Espace Bateau Lavoir (Paris), and Hebrew Union College Museum (New York). She is a past recipient of two California Art Council grants for teaching. Ms. Helmer's current work can be seen at George Billis Gallery, L.A.

**Dawn Hollingsworth**, MBA, Pepperdine University; BFA in Drama, Theatre Design, and Technical Production, University of Oklahoma. Ms. Hollingsworth is managing Design Principal and Chief Financial Officer for Visual Terrain, Inc., where she is responsible for business development and design direction for a variety of commercial and mixed-use projects including interior architectural, retail, exhibits, exterior landscape and hardscape, themed entertainment, attractions, and theatre consulting. She is



a certified lighting professional with extensive experience in lighting design and business management. She was named Architectural Lighting Designer of the Year by Lighting Dimensions International 2000, for her design of the LAX Gateway project. Her work has received many prestigious awards including IIDA Awards of Merit, Lumen West Awards of Excellence, an IIDA Award of Excellence, and Joseph Jefferson nominations for outstanding lighting design. She is a member of AIA (Affiliate), the International Association of Lighting Designers, national Council on Qualifications for the Lighting Professions, and the Illuminating Engineering Society of North America. Ms. Hollingsworth is an adjunct professor in the Architecture, Landscape and Interiors department at Otis College of Art and Design.

**Morrison Jackson**, MFA in Costume Design, University of Southern California; BFA in Theatre, Stephens College; BA in Fashion Design, Stephens College. Ms. Jackson is a freelance costume designer, dressmaker, and patternmaker. She received the Drama-logue Award for Pygmalion at the Hillside Repertory Co. and was nominated for the Pride Theatre Award for First Couple at the Tiffany Theatre. She has also designed wedding gowns, daywear, and historical clothes and cocktail dresses worn at the Emmy Awards.

**Linda Jacobson**, BFA, Art Center College of Design; BA, California State University, Northridge; Post-baccalaureate studies with Lorser Feitelson. Ms. Jacobson is an artist who lives and works in Venice, California. Her landscape paintings, fused with lyrical mysticism, arise from her conviction that a positive force permeates all things and offers a tremendous power for healing and growth. In her creativity seminars, she helps participants tap into this source to find their own creative voice. She teaches her seminars nationally and internationally.

**Ken Jones**, MFA, California State University, Los Angeles, BA in Art, California State University, Northridge with additional studies in figure drawing under Karl Gnass and Glenn Villpu. Mr. Jones has been teaching figure drawing at CSUN since 1996.

**Jeff Kaisershot**, Senior Lecturer, Digital Media, Otis College of Art and Design. MFA, BFA in Fine Arts, University of California, Santa Barbara. Mr. Kaisershot's experience includes digital animation and media in motion for LA Eyeworks, Disney, Showtime, Warner Bros., NBC, and GRP Records. Fine art exhibitions include Robert Berman Gallery, Contemporary Exhibitions (LACE), LACMA, Bliss, and Patricia Correia Gallery.

**Joanne Kim**, BA in Interdisciplinary Studies, Media Arts, The Evergreen State College. Ms. Kim is an artist, educator, and consultant. She has also worked at Venice Arts as its lead photographer and director of education.

**Michael Kollins**, BFA Industrial Design (Transportation Design) CCS, Detroit, MI. Mr. Kollins has 30 years professional design experience at Ford Motor Co., Mattel, Playmates Toys, Toy Quest, and currently leads Kollins Design, a consulting firm specializing in consumer product design. At Ford Motor Co. he worked in the Trim and Color Studio developing new color programs and processes for automotive application. Mr. Kollins teaches Product Design for Otis' Design program and is an IDSA representative.

**Patty Kovic**, BFA, State University of New York, Buffalo, is graphic designer and principal at Studio Morris serving clients for Fortune 500 companies, with offices in L.A. and N.Y. With design awards from the AIGA, N.Y. Art Directors' Club, Communication Arts magazine and Communication Graphics, Ms. Kovic is also Assistant Professor of Design at Otis College of Art and Design.

**Silvia Leung**, BFA in Digital Media, Otis College of Art and Design. Ms. Leung is a comic book artist and writer whose Manga, "Wish 3" was published by Ellen Million Graphics in 2004.

**Laura London**, MFA, California Institute of the Arts; BFA, University of Arizona. Ms. London's work has been exhibited in solo and group shows in Los Angeles, New York, Miami, Canada and Europe. She has produced commissioned work and editions for artist organizations. Her work is included in both individual and corporate collections. She is the recipient of two Los Angeles County Metropolitan Transportation Authority Grants, for which she created both a permanent and a temporary art installation. Press coverage of her work includes reviews and features in the LA Times, LA Weekly, Huffington Post, Time Out New York and Artillery Magazine. She presently teaches at Otis College of Art and Design and privately. She has been invited as a visiting artist and guest lecturer at Cal Arts, Cal State Los Angeles as well as other schools.

**Kathleen Marinaccio** has over 20 years of art direction, graphic design, copy-writing, printing and teaching experience. She is an expert in Adobe Photoshop, Illustrator, Acrobat, InDesign, Quark Xpress, and Microsoft PowerPoint. A graduate with honors from Pratt Institute with a BFA in Communication Design, she went from Intern to Creative Director in less than 5 years, working for amazing companies along the way - NBC Studios, HarperCollins Publishers, Marvel Comics, New World Entertainment, and Fishbrain (ABC, E!, DC Comics, Disney). Ms. Marinaccio is currently Director, Design Services at Warner Bros. Media Research & Insights.

**Delia Marsellos-Traister** is a jewelry artist and instructor, specializing in metal clay techniques. Ms. Marsellos-Traister is the owner of Phoenix Magyk, LLC. Her work has been exhibited at the Pasadena Bead and Design Show (2008-2010), Xiem Clay Center Art Fair (2009-2011), and Handmade 90041 (2010-2011). She is a member of the National Precious Metal Clay Guild, Precious Metal Clay Guild (LA Chapter), the Metal Arts Society of Southern California, and the Society of North American Goldsmiths.

**Patrick Miller**, BFA in Photography, Otis College of Art and Design. Mr. Miller's work has been exhibited at Estacion Tijuana (Tijuana, Mexico), Los Angeles Municipal Gallery, Ghetto Gloss (L.A.), and Class: C (various locations). Mr. Miller is also an accomplished performance artist whose work has been presented at Los Angeles Contemporary Exhibitions, Wignall Museum (Rancho Cucamonga), Orange County Museum of Art (Costa Mesa), Venice Graffiti Walls (Venice, CA), Lady Fest (L.A. and San Diego), Russell Space (La Jolla), The Smell (L.A.), and KSDT Radio (Online).

**Julia Montgomery**, BFA in Fine Art, Otis College of Art & Design. Ms. Montgomery is a sculptor living and exhibiting in the Los Angeles area. She is co-owner of Ledge Studio in Los Angeles.

**Dana Moreshead**, BFA in Communication Design, Pratt Institute. Dana has over 24 years of practical business development experience that bridges every aspect of branding, advertising and promotions. Dana was Executive Director, Creative Services & Special Projects at Marvel Entertainment and Vice President of Creative Services and Brand Management at Stan Lee Media. He is currently Owner/Creative Director at Fishbrain where he focuses his energies on both the creative and business development aspects of brand building, consumer products, and corporate identity expansion.

**Deborah Nourse Lattimore**, BA in Art History and Ancient Near Eastern and Pre-Columbian Studies, University of California, Los Angeles. Ms. Lattimore is the illustrator and author of over 35 children's and educational books. She is the recipient of the prestigious P.E.N. Award, ACLU Award in Art for Civil Liberties, and the Color Me Bright Foundation Award. Her books are in the California Collection, and her illustrations are in numerous museums and personal collections.

**Randy Osherow**, MA in Fine Arts with emphasis on painting and drawing. Ms. Osherow is an artist with 20 years of teaching experience.

**Julianna Ostrovsky**, MFA in Painting and Sculpture, Columbia University. Ms. Ostrovsky has been nationally and internationally exhibited. She taught Painting and Drawing at Drexel University, Philadelphia, and designed accessories for the GAP in NYC. As a teaching artist Ms. Ostrovsky has instructed a range of enrichment workshops for grades K-12 and in-depth Painting and Drawing studios for youth and adults. In addition, Ms. Ostrovsky has worked as an Artist-in-Residence at the Skirball Cultural Center.

**Lisa Oxley**, MFA in Fine Art, Otis College of Art and Design; BA, University of the State of New York. Ms. Oxley is an exhibiting artist and trained instructor of mindfulness awareness meditation with over 12 years of a personal daily practice. She has studied meditation in both the Soto Zen and Tibetan Vajrayana tradition, and is a student of Sakyong Mipham Rinpoche. Ms. Oxley's art work has been shown locally and internationally in Los Angeles, Barcelona, Madrid, and Vienna. She was a recipient of an artist-in-residency grant at the Tyrone Guthrie Centre in Ireland in 2004.

**Robert Dean Pierone**, BA in Architecture, University of Washington. Mr. Pierone is multidisciplinary designer with a passion for design, for objects, and the processes that create them. He believes in creating an organic environment that enables the people he works with to explore, to be creative and to discover solutions that excite them. Mr. Pierone is the owner of Real Door Inc., a design house specializing in the design and fabrication of unique door and custom window designs for residential and commercial accounts. He is the President/Partner of Loyal Dean, a boutique skateboard company that designs and manufactures premium wooden skateboards.

**Ave Pildas**, Graduate degree in Graphic Design, Kunstgewerbeschule, Basel, Switzerland; BFA in Graphic Design, University of Cincinnati and Cincinnati Art Academy. Mr. Pildas' work has been exhibited in solo exhibitions at the Contemporary Art Center (Cincinnati), Photographer's Gallery (London), Janus Gallery (Los Angeles), Gallerie Diaframma (Milan), Cannon Gallery (Amsterdam), Gallerie 38 (Zurich) and in numerous group shows. His work has been featured in The New York Times Magazine, ZOOM, PHOTO, CAMERA, and Photographic. Mr. Pildas' photographs are included in the collections of the Museum of Modern Art (New York), Bibliotheca National (Paris, and University and Arizona. Mr. Pildas is a Professor Emeritus at Otis College of Art and Design.

**Linda Pollari**, Chair of Architecture/Landscape/ Interiors, Otis College of Art and Design; University of Wisconsin, Architect. Principle, P XS. Awards include American Architecture Award; LABC Award of Excellence; Merit Award, AIA/LA; Merit Award, AIA-Sunset Western Home Awards; House of the Year Award. Project publications include Architecture and Design (teNeues), Architectural Digest, ArchiDom, Sunset, Metropolitan Home, Los Angeles Times, Architecture, Los Angeles Magazine, Design Times, Assemblage, and Architecture and Urbanism.

**Kathy Pryzgoda**, BA, Theatre Arts, University of California, Los Angeles. Ms. Pryzgoda is the owner and principal designer at Light Studio LA, Inc.

**Adham Refaat**, Master of Architecture, University of California, Los Angeles. AIA LEED AP, Principal at ARCH LA. Mr. Refaat has 23 years of experience as an architect and senior project manager and has received international awards for innovative design and planning. Mr. Refaat has been studying/teaching jewelry design for the last ten years and is interested in keeping the dying tradition of bench jewelry making alive through teaching and continuing the method of his instructor, master jeweler Mr. Ralph Goldstein.

**Karen Regoli**, AFA in Fashion Design, Otis College of Art and Design, with additional studies at Fullerton College, Otis College of Art and Design, and London's Royal College of Art. Ms. Regoli has been a teaching professional and designer in the field of fashion for over 30 years, specializing in custom wedding gowns and costumes. She has expanded her teaching into the field of product design with a focus on soft goods related to fashion, home couture, and lifestyle products. She brings her in-depth knowledge and expertise in textiles, pattern making, sewing, apparel construction and creative problem solving into her studio instruction. Karen is a gifted teacher that uses her passion, enthusiasm and creativity to inspire students to express their individuality through creativity and craftsmanship.

**Robert Roach**, BS, Butler University. Mr. Roach has created storyboards for movies, commercials, videos, and cartoons. His client list includes Universal, New Line Cinema, Fox, The Zubi Agency, Mutual of New York, and Mann Theatres.

**Julie Robey**, BFA in Environmental Arts, Otis College of Art and Design. Ms. Robey is a digital artist specializing in digital technology and creates architectural designs for residential and commercial remodels.

**Jessica Robins Thompson**, Art Director/Executive Producer of Lightray Productions, a successful web development firm in the Los Angeles area. The company's roster of high profile clients includes Warner Music Group, Disney, AOL, Apple, NASA, and the LAPD. ([www.lightray.com](http://www.lightray.com))

**Lenord Robinson**, studies include illustration at Georgia State University and Atlanta College of Art. Mr. Robinson is a story and animation artist who has worked for Dreamworks, Disney, and Warner Bros. Animation.

**Leslie Ross-Robertson** attended West Virginia University in Theatre and Fine Arts. Ms. Ross-Robertson is the owner of Modern Optic, a contemporary letterpress studio, which designs and manufactures fine art prints, greeting cards, and artist collaborations (through Wavelength Press.) Selected clients include Knoll, Herman Miller, Steven Ehrlich Architects, and Hammer Museum.

**Chris Rowland**, MFA in Fine Arts, Otis College of Art and Design. Mr. Rowland is an exhibiting fine artist and filmmaker.

**Lizi Ruch**, BFA in Fashion Design, Parsons School of Design. Ms. Ruch is the owner of Artfully Equestrian. She is a designer who specialized in fashion knitwear.

**Luís Ruiz**, BFA Computer Animation (3D), Savannah College of Art and Design. Mr. Ruiz has worked in the multimedia industry for over ten years. TV production work includes the History Channel, A&E, MTV, VH1, and Comedy Central. He has created background animations for Madonna, Christina Aguilera, Ricky Martin and others.

A recent product designer for Mattel Toys, Mr. Ruiz has also done freelance work for Spinmaster, Yahoo, Nintendo of America, and Thomson Reuters. Lecturer, Otis College of Art and Design.

**Linda Jo Russell**, MFA, California State University, Long Beach. Trained to teach perceptual drawing techniques by Betty Edwards, Ms. Russell now teaches workshops on drawing and creativity throughout the United States.

**Karen Silton**, BA, University of California, Los Angeles; Certificate in Art & Architecture, Santa Monica College of Design. Ms. Silton is an artist who teaches mosaic workshops throughout Southern California. Selected commissions include Getty Artquest Mosaic Workshop and Commission (2014), Rainbow Bridge and Noah's Art Peter Memorial Wall Mosaic, Kehillat Israel Synagogue (Pacific Palisades, 2013), and the Family Mosaic Tile Mural, Comunidad Cesar Chavez (Boyle Heights, 2010). Group exhibitions include Salon at the Society of American Mosaic Artist's Annual Conference (2014), Tesserae: The Art of Mosaic, 2<sup>nd</sup> City Council Gallery, Long Beach (2010), and Contemporary Mosaic Art, Ciel Gallery, North Carolina (2009). She is also a member of the Society of American Mosaic Artists.

**Pamela Smith Hudson** is a painter, printmaker and teaching artist based in Los Angeles. Ms. Smith Hudson is a UCLA graduate who studied art, art history, museum studies, and dance. She has 15 years of experience working in the art material industry as an art educator and consultant for some of the most innovative art material manufacturers across the globe. Ms. Smith Hudson is also currently part of the teaching staff at Los Angeles County Museum of Art.

**Deborah Swan-McDonald**, BS in Art Education, Southern Illinois University, Edwardsville. Ms. McDonald is an accomplished Plein Air painter and is an exhibiting fine artist. She is also a juried member of Watercolor West. Additionally, she is an educator for the Los Angeles Unified School District.

**Joan Takayama-Ogawa**, MA, (Education) Stanford University; BA (Geography/East Asian Studies) UCLA. Educator and ceramic artist in public collections of Renwick Gallery, Smithsonian Institution; LACMA, Oakland Museum, Long Beach Museum of Art, Celestial Seasonings, Hallmark Racine Art Museum.

**Lorna Turner**, MA in Communication Art & Design, Royal College of Art; BFA in Design and Art History, Ohio Wesleyan University. Ms. Turner is a graphic designer and fine artist whose work has been shown Loop Film Festival (Barcelona and Madrid).

**Debra Valencia**, BFA in Graphic Design, Philadelphia College of Art; President of DeVa Communications (aka DeVa Design, Inc.). Ms. Valencia is a surface/textile artist, graphic designer, product inventor, and business entrepreneur with a passion for multicultural traditions and travel. Specializing in mix and match patterns, her signature look is vibrant and colorful, reflecting her inspiration by crafts, textile arts, and architectural ornamentation from all over the world, as well as pop art, fashion and everything vintage. She has been the creative director for several award-winning firms working on multi-disciplinary projects worldwide. Ms. Valencia's surface art is licensed with 25 manufacturers; she has over 1,000 products currently on the market in stationery, textiles, home decor, gift, and fashion accessories.

**Ginger Van Hook**, MFA in Writing, Otis College of Art and Design. Mrs. Van Hook's Photographic work has been exhibited in California. Group shows include Shizku Green-

blatt Gallery 825, Focus One Gallery, Los Angeles Center for Digital Arts, Royal Cup Art Gallery, and Picture this Gallery. As an accomplished writer, Mrs. Van Hook's published works include, Core Media Group, Westside Today, Pasadena Now, the San Gabriel Valley Weekly, the Arcadia Weekly, Mountain Views, and The Penguin Political.

**Shepard Vineburg**, graduate of the New York School of Interior Design; member, American Society of Interior Designers. Mr. Vineburg is an interior designer with over 35 years of experience. He has worked for companies including Anne Hauck Art Deco, Erika Brunson Design Associates and Skidmore, Owings & Merrill Architects. He is the owner and principal of Shepard Vineburg Design, a firm specializing in architectural, furniture, product, and interior design.

**Diana Vitale**, BFA, Chouinard Art Institute. Ms. Vitale's paintings and drawings have been exhibited at the Brand Library, Glendale, CA, and the King and Main Street Galleries in Santa Monica, CA. She has distinguished herself as a successful costume illustrator and designer for Ray Agakan, Twenty-Century Fox, Bob Mackie, Jennifer Warner, and *Women's Wear Daily*.

**Chris Warner**, MFA, University of Colorado, Boulder. Mr. Warner was a recipient of a WESTAF/NEA Regional Fellowship, 1990. His work has been exhibited at the Koplin Gallery in Santa Monica, and included in numerous solo and group exhibitions throughout the Western U.S.

**Ty Wynn**, BA in Architecture and Design, California State College, Stanislaus. Mr. Wynn is a Project Manager for VW, Inc., a company that provides retail fixtures and visual merchandising services to the mall industry. He is the past Director of Architecture and Construction for Valenti Management, Inc., and a past Associate at Thomas Torvend Architects, A.I.A.

**Brian Yu**, BFA in Digital Media, Otis College of Art and Design. Mr. Yu is a compositor and 3D artist who works for Encore Visual Effects / Deluxe Entertainment. Projects include: *The Flash*, *Supergirl*, *Legends of Tomorrow*, *Night at the Museum 3*, *Crouching Tiger Hidden Dragon 2*, *Captain America: The Winter Soldier*, and *Guardians of the Galaxy*.

**Scott Zaragoza**, BFA Studies in Painting and Drawing, Otis College of Art and Design. Mr. Zaragoza has been in solo exhibitions at the Salon Gallery, London, U.K. and group shows in both the U.K. and Los Angeles including George Billis Gallery. His work has been included in the prestigious Gilbert B. Silverman and was recently featured in *Flaunt Magazine* Nov, 2014 issue. Lecturer, Otis College of Art and Design.

**Shpetim Zero**, BA, Westmount College. Mr. Zero is an innovative fashion and costume designer who has worked for such prestigious fashion houses as Carolina Herrera, Dior and Etro. His creations have been included in *Vogue* and various national fashion magazines. Mr. Zero's designs have been worn by celebrities including Vanessa Williams, Lily Tomlin, Angela Bassett, and Smashing Pumpkins.

# GENERAL INFORMATION



For further information, please call 310-665-6850.  
To register, please call 310-665-6950.

# FACILITIES

## COMPUTER CENTER

### Academic Computing Services

310-665-6825

Room A401

Academic Computing Services supports the computing technology requirements of the Continuing Education program through labs designed around digital-based production methods including image manipulation, digital illustration, digital video and audio, 3D modeling and animation. The open-access labs and computer classrooms are equipped with the latest MacOS and Windows workstations including large format scanners, digital projectors and wide-format color printers. Here Otis' art and design courses merge studio and computer based techniques of illustration, typography, layout, 3D imaging, interactive design, video editing and motion graphics. Students have the opportunity to produce original work in various forms of output including large format color prints, DVD's and rapid prototypes.

### Hardware

- > MacOS Intel Workstations
- > Windows 10 64 bit Workstations
- > Large Format Color Scanners
- > Slide Scanners
- > Wacom Tablets
- > Wacom Cintiqs
- > Tabloid Laser Printers
- > Color Laser Printer
- > Wide-Format Color Inkjet
- > CDRW/DVDRW

### Software

- > Adobe Illustrator
- > Adobe Photoshop
- > Adobe InDesign
- > Adobe After Effects
- > Adobe Flash
- > Adobe Dreamweaver
- > Adobe Premiere
- > Apple Final Cut Pro
- > Apple Motion
- > Apple Logic Pro X
- > Apple iLife

- > AutoCAD
- > Autodesk Inventor
- > Autodesk Maya
- > Autodesk Sketchbook Pro
- > Microsoft Office
- > Nuke
- > Rhino 3D
- > synthEyes
- > Unity 3D
- > VRAY
- > Zbrush

### Fall Open-Access Hours

Monday-Thursday

8:00am-12:00am

Friday

8:00am-10:30pm

Saturday-Sunday

9:00am-7:00pm

Current lab hours and information is available on our website: [www.otis.edu/acs](http://www.otis.edu/acs)

## MILLARD SHEETS LIBRARY

310-665-6930

The library houses approximately 40,000 volumes, including books, exhibition catalogs, and DVDs and maintains over 150 current periodical subscriptions, mostly in areas of the Visual Arts. Currently-enrolled Otis Continuing Education students may use the library but are not eligible to check out materials.

<http://library.otis.edu>

## LIGHTING STUDIO

Room G105

In the 60' x 40' Lighting Studio students can find everything they need for fashion shoots, portraiture, and still life. Equipment includes Norman strobes, tungsten lights, soft boxes, umbrellas, diffusers, reflectors, and gels. A seamless shooting cove allows 90 degrees of infinite background. A 12' x 18' permanent green screen with fixed kinoflo lighting and green stage is available.



## LABORATORY PRESS/ LETTERPRESS STUDIO

Room B12

In the Laboratory Press students investigate the origins of typography and the notion of the book as a visual communications medium. Conceived as a laboratory for aesthetic exploration and practical production, Otis Laboratory Press is an integral part of the graphic design and illustration curriculum, linking time-honored tools to today's digital media. From metal type to digital plates, students experience the traditional disciplines of typography, letterpress printing, and bookbinding while learning to integrate type and image, structure and content, process and product. Student work produced in the Laboratory Press has been widely exhibited in many major book arts collections, including the UCLA Special Collections Library. The press boasts a large collection of wood and metal type and four Vandercook flatbed cylinder presses.

Visit the Otis Laboratory Press:  
[www.blogs.otis.edu/labpress/](http://www.blogs.otis.edu/labpress/)

## WOOD & METAL SHOP

The Wood & Metal Shop provides facilities for the milling, shaping, joining, and finishing of fine hardwoods, fiber-board, plywood, plastics, foam, and bent laminations. Students may cut, weld, form, shape, grind, polish, and finish ferrous and nonferrous metals in sheet, tube, and plate. A large selection of hand and power tools is available for student use in the shop facilities. The shop is outfitted with a 7hp automated sliding table saw, two 3hp cabinet style table saws fitted with the latest Saw Stop technology, a 20-inch industrial planer, and a 10-inch industrial jointer. The shop is outfitted with 5 MIG welders, and 1 TIG welder, as well as plasma cutting equipment. The shop is also equipped with an automated pipe bender and tube roller. The Wood & Metal Shop is only available to students who have registered for a wood class or a welding/metal class and paid the lab fee.

## PHOTOGRAPHY LAB

### Equipment

In the photography lab students learn to develop and process their own film, and make their own black & white silver gelatin, or RA-4 Type C prints in a traditional wet darkroom environment. The photography crib offers a wide variety of film and digital cameras, lighting equipment, and darkroom tools for student checkout.

## Open House

CONTINUING EDUCATION

Sunday, August 21, 2016 1-3pm

Goldsmith Campus in Westchester  
9045 Lincoln Boulevard, 2nd floor

For reservations and further information,  
please call 310-665-6850.

Lab hours are posted in the darkroom area each semester. Lab hours provide the student with time to work independently. Lab hours for Continuing Education students are from 8:00am-10:00pm, Monday through Thursday, Friday from 8:00am-7:00pm, and Saturday from 9:00am-5:00pm. Sunday the Lab is closed. Classroom activity in the darkroom has priority over lab use by individual students. Lab fees cover the use of equipment and basic chemistry. The Lab is only available to students who have registered for a photography course and paid the lab fee.

## FREDERICK MONHOFF PRINTING LAB

Room B07

The Frederick Monhoff Printing Lab offers a complete silk screening facility. Up to ten stations are provided including a darkroom for all lightfast conditions complete with a medium size exposure unit and pressurized wash out booth. The print lab facility also includes two large presses for a variety of print making techniques.

## VIDEO LAB

Room B10

In the Video Lab, students can learn the language of video. A variety of capturing equipment is available for student use. This includes HD video cameras, camera stabilizers and support, and audio recording equipment. Included in this facility is a computer lab with 20 workstations operating on the latest Apple supported video and sound editing software.



# ADDITIONAL INFORMATION

## CERTIFICATE PROGRAMS

Otis Continuing Education certificate programs are designed for individuals developing a new career, making career changes, or seeking to enhance existing art or design skills. Programs provide intensive, practical training in a variety of art and design disciplines, combining the study of aesthetic principles with the acquisition of practical skills. Courses are designed to help students develop professional-quality portfolios in their chosen design fields.

### Eligibility

Open to all adults, 18 and over, who fulfill prerequisites.

### Certificate Credit for Completed Continuing Education Courses

Students may apply credit from prior Continuing Education courses under the following conditions:

- 1) Otis Continuing Education courses were completed no more than three years prior to enrollment in the Certificate Program.
- 2) Courses were taken at Credit or Certificate status (non-credit is unacceptable).
- 3) Grades were "C" or better.
- 4) Courses were relevant to a specific curriculum requirement in the program.

Courses taken outside the Otis Continuing Education program are not accepted for credit toward certificate core courses.

### Professional Experience

Appropriate professional experience in the discipline may be substituted for a core course or courses; documentation supporting this experience or a portfolio of work should be submitted to the Continuing Education office prior to beginning the certificate program. The student must fulfill the required number of units to complete a certificate and select courses from the remaining core classes and electives to replace the substituted course.

### Enrollment Status

Two choices are available:

**Certificate Credit (XT):** non-transferable credit. Graded on a letter grade system. ("C" grade or better is required for certificate credit.) A permanent record is kept in the Office of Registration and Records.

**College Credit (XC):** transferable unit credit. Graded on a letter grade system. ("C" grade or better is required for certificate credit.)

Credit students are required to complete additional classwork in order to successfully complete a course.

### Counseling

Call 310-665-6850, Monday-Friday, 9:00am-5:00pm  
Please call in advance for an appointment.

Talk with an Otis Continuing Education representative to discuss courses.

### Certificate Program Application Fee

Students entering Otis Continuing Education Certificate Programs are required to pay a one-time \$175 application fee.

Students should pay the Certificate Application Fee prior to enrolling in their third course. Application fees are non-refundable and non-transferable.

Only those who have enrolled in a Certificate Program are eligible to receive a final certificate.

### Counseling/Portfolio Reviews

This application fee enables students to meet with a counselor two times during their course of study:

- > once they have completed an application to a Certificate Program and
- > the semester prior to completing their certificate

Students should call the Continuing Education office to set up an appointment.

For further information, please call 310-665-6850.

### Completion

All required courses and electives must have been taken at Certificate (XT) status or Credit (XC) status and have received a grade of "C" or better.

The Certificate Program must be completed within four years of submitting your application and fee. Upon completion of all courses, the student must petition the Continuing Education Office in writing to receive their certificate; please include the certificate program name, your Student Identification number, and mailing address. The Continuing Education Office verifies that all requirements have been met and then issues the certificate. Certificates are issued approximately twice per year, in June and December. (Deadline for December 15 is June 15; deadline for June 15 is December 15.)

## Other Career Preparation Opportunities at Otis College of Art and Design

### *Bachelor of Fine Arts Degree*

For information call the Admissions Office at 310-665-6820.

### *Master of Fine Arts Degree*

For information call the Graduate Studies Office at 310-665-6892.

## OTIS DOES NOT DISCRIMINATE

Otis College of Art and Design, in accordance with applicable Federal and State law and College policy, does not discriminate on the basis of race, color, national origin, religion, sex, gender identity, pregnancy/childbirth and medical conditions related thereto, disability, medical condition (cancer related or genetic characteristics), ancestry, marital status, age, sexual orientation, citizenship, veteran status, or other characteristics or classifications protected by the law. This nondiscrimination policy covers admission, access, and treatment in College programs and activities. The following person has been designated to handle inquiries regarding the non-discrimination policies: Amy Gantman, Dean of Continuing Education and Pre-College Programs, Otis College of Art and Design, 9045 Lincoln Boulevard, Los Angeles, CA 90045, 310-665-6850

Unless otherwise noted, Continuing Education courses are limited to adults, aged 18 or older. Younger students must receive written approval from both the instructor and Dean of Continuing Education prior to registration. Please see Young Artist Workshops for courses open to younger students.

## FACULTY

The faculty is drawn from the best of the city's working professionals – individuals who combine the theoretical approach of the classroom with the know-how that marks a successful career.

## ACCREDITATION

Otis College of Art and Design is fully accredited by the Western Association of Schools and Colleges (WASC) and the National Association of Schools of Art and Design (NASAD).

## AFFILIATIONS

Otis College of Art and Design is a member of the University Professional and Continuing Education Association (UPCEA) and the Council for the Advancement and Support of Education (CASE).

## PREREQUISITE COURSES

Prerequisites must be satisfied through previous course work, portfolio, or experience. Portfolios are requested for admission to some courses.

Portfolio reviews are available by appointment. Please call the Continuing Education Office at 310-665-6850 for further information.

Students preparing to enter a new career without previous art or design experience should complete the recommended prerequisite courses before (or concurrent with) enrollment in a particular sequence. Demonstration of equivalent experience is accepted as meeting prerequisite and beginning required courses.

## ENROLLMENT STATUS

### **Non-Credit (XN)**

No grades are given in the course, and no permanent academic records are kept by the College.

### **Certificate Credit (XT)**

Certificate students are graded on a letter grade system (A-F), and a permanent record is kept on file in the Office of Registration and Records. Certificate grades are not transferable to other institutions. No college credit is given. Any student may enroll at Certificate Status, whether or not he/she is pursuing a certificate program.

### **College Credit (XC)**

Credit students receive a letter grade (A-F), and a permanent record (transcript) is kept on file in the Office of Registration and Records. Official transcript fee is \$5.00 per transcript.

Credit students are required to complete additional classwork in order to successfully complete a course.

In accordance with the WASC and NASAD accreditation standards, courses meeting for 30-36 hours, receive 1.0 unit of course credit.

As an accredited institution, credits are offered in semester units; most studio courses are one undergraduate unit. In the Continuing Education Division, one semester hour of studio credit represents a minimum of three hours of work each week, on the average, for a semester of 10-12 weeks. Summer session may vary in course hours and duration of classes.

Credit and certificate students are required to adhere to academic regulations as outlined in the Student Handbook concerning class attendance and completion of work. Any student may enroll in Credit Status.

## FINANCIAL AID OFFICE

Private student loans are offered by Wells Fargo. These private student loans are only available to students who are enrolled in a certificate program and will only be certified to cover the cost of tuition and fees for each semester at a time. Please contact the Financial Aid office at 310-665-6882 if you have any questions regarding the private loan process.

## VETERANS AFFAIRS OFFICE

800-827-1000

Credit classes may be approved under the Veterans Educational Benefits Program. Veterans, their dependents, and others eligible for veterans' education programs should determine their benefits and obtain authorization from the Veterans Administration before enrolling in classes.

Veterans Administration Office,  
11000 Wilshire Blvd., Los Angeles, CA 90024  
[www.gibill.va.gov](http://www.gibill.va.gov)

## PHYSICALLY-CHALLENGED ACCESS

310-665-6850

Otis College of Art and Design facilities are accessible to, and special arrangements are made for, physically challenged students. Any student needing these services should contact the Continuing Education Office at 310-665-6850.

## STUDENTS WITH DISABILITIES SERVICES

If you are a student with a documented disability (physical, learning, or psychological) you should contact Students with Disabilities Services (located in the Student Resources Center, 310.846.2554) before you need any accommodations. Retroactive accommodations are not provided, so please be sure to make your request early in the semester. All discussions will remain confidential. For additional information please visit [http://my.otis.edu/life\\_otis/student\\_affairs/student\\_disabilities\\_services.html](http://my.otis.edu/life_otis/student_affairs/student_disabilities_services.html)

## PRIVACY ACT

The Family Education Rights and Privacy Act (FERPA) affords students certain rights with respect to their education records. They are:

1) The right to inspect and review the Student's education records within 45 days of the date the College receives a request for access.

Students should submit to the Registrar, Dean, Chair or other appropriate official, written requests that identify the record(s) they wish to inspect. The

College official will make arrangements for access and notify the Student of the time and place where the records may be inspected. If the records are not maintained by the College official to whom the request was submitted, that official shall advise the Student of the correct official to whom the request should be addressed.

2) The right to request the amendment of the Student's education records that the Student believes are inaccurate or misleading.

Students may ask the College to amend a record that they believe is inaccurate or misleading. They should write the College official responsible for the record, clearly identify the part of the record they want changed and specify why it is inaccurate or misleading.

If the College decides not to amend the record as requested by the Student, the College will notify the Student of the decision and advise the Student of his or her right to a hearing regarding the request for amendment. Additional information regarding the hearing procedures will be provided to the Student when notified of the right to a hearing.

3) The right to consent to disclosures of personally identifiable information contained in the Student's education records, except to the extent that FERPA authorizes disclosure without consent.

One exception which permits disclosure without consent is disclosure to College officials with legitimate educational interests. A College official is a person employed by the College in an administrative, supervisory, academic, or research, or support staff position (including law enforcement unit personnel and health staff); a person serving on the Board of Trustees; or a Student serving on an official committee, or assisting another school official in performing his or her tasks.

A College official has legitimate educational interest if the official needs to review an education record in order to fulfill his or her professional responsibility.

The College may disclose certain information, known as directory information, at its discretion without consent. Students may refuse to let the College release any or all of this information. If you do not want this information released, you must send written notice annually to the Registration Office. Forms are available from that office. The College has established the following Students information as public or directory information: Student name, address, telephone number, major field of study, dates of attendance, degrees and awards received, and the most recent previous educational agency or institution attended.

Upon request, the College discloses education records without consent to officials of another school, in which a Student intends to enroll.

4) The right to file a complaint with the U.S. Department of Education concerning alleged failures by the College to comply with the requirements of FERPA.

The name and address of the Office that administers FERPA is:

Family Policy Compliance Office  
U.S. Department of Education  
400 Maryland Avenue, SW  
Washington, DC 20202-4605

## OTIS STUDENT ID

310-665-6850

Your instructor will distribute Otis Student ID cards during the first two weeks of the semester. If you do not receive your ID card, please inform the Continuing Education office.

## SECURITY

### Emergencies

To find out information in case of an emergency call 1-888-751-7523.

### Westchester Campus Security

310-665-6965

Westchester Campus security guards are available to greet and direct students during all evening and weekend hours.

### Skirball Cultural Center Security

310-440-4676

Skirball security is staffed 24/7 and Site Managers are available to greet and direct students during all evening and weekend hours.

## FULL-TIME STUDENTS

Otis College of Art and Design BFA students may enroll in Continuing Education courses with the approval of their Department Chair and the Continuing Education Department.

See the Office of Registration and Records for complete information.

### Junior and Senior Students

1) Continuing Education courses may be substituted for a degree requirement at the discretion of the student's department chair, but only as an independent study.

2) The add/drop card must be approved by both the Department Chair and the Dean of Continuing Education.

## DISCOUNTS

Only one type of discount (alumni or senior citizen) may be applied per student, per course. Please note: Early Bird registration discount may be combined with any one of the tuition discounts listed below. All discounts must be done at time of registration.

### Early Bird Registration Discount

Early Registration Discount ends at the end of the Continuing Education Open House. To receive a discount at Open House students must enroll in person or by fax. No phone enrollments are accepted the day of the Open House. Please NO CASH. Visa, MC and check only.

Deduct \$50 from each course that meets for a minimum of 30 contact hours with tuition of \$395 or more. **Courses not eligible for Early Bird Discount are noted with an ✕ next to their title in the catalog.**

### Teacher Discounts

Otis College of Art and Design is committed to supporting the continuing education needs of our local school districts, namely Los Angeles Unified and Culver City School Districts. Full time Kindergarten through 12th grade teachers may be eligible to waive tuition on any course meeting for at least 30 contact hours.

Alternatively, qualified students may elect to enroll in a course for a reduced tuition (approximately equal to 50% discount) to be guaranteed a space in the class.

Please note that teachers are responsible for registration, insurance, lab, and materials fees.

To apply for tuition remission, teachers MUST provide the following:

- 1) A Letter of Confirmation with verification of current FULL-TIME employment status. All submissions must be on original school or district letterhead and MUST be signed by Supervising School or district Administrator.
- 2) A completed current registration form.
- 3) Include payment information totaling registration, insurance, and lab fees.

Once documentation has been provided to the Continuing Education Office teachers will be placed on a waitlist. Please call the Continuing Education office at 310.665.6850 to verify waitlist status. This full tuition discount is only offered on a space available basis.

Due to funding regulations, no substitute documentation will be accepted.

Discounts are valid for certificate level only.

Courses not eligible for this discount are marked with an ★ in the catalog.

### ***The Arts in Education Series***

Teacher tuition for the Arts in Education Series, one-day workshops are free with a letter of confirmation on original school or district letterhead verifying teacher's current full-time employment status signed by Supervising School or District Administrator; Participant is responsible for \$14 Student Insurance Fee.

For further information, please call 310-665-6850.

Tuition remission for teachers is supported by Sony Pictures Entertainment.

### **KCRW Members**

Otis College of Art and Design is pleased to offer KCRW members a \$50 tuition discount on selected Continuing Education courses (excluding registration, insurance, and lab/material fees). KCRW's Fringe Benefits card must be shown as proof of membership at time of registration. Please fax a copy of your card with all phone or faxed registration forms. Courses not eligible for this discount are marked with an ★ in the catalog.

### **Otis Alumni**

Otis College of Art and Design is interested in supporting the continued creative and professional growth of its alumni. Those individuals who have graduated from Otis College of Art and Design's BFA or MFA programs, are eligible for a \$50 discount on tuition for Continuing Education courses (excluding registration, insurance, and lab/material fees). The Office of Registration and Records will verify eligibility. Courses not eligible for this discount are marked with an ★ in the catalog.

### **Santa Monica Residents**

Santa Monica residents are eligible for a 10% discount on most Otis courses taking place at the Camera Obscura Art Lab. Residents must notify Registration staff of their discount at time of Registration. Please fax a copy of proof of residency (driver's license, state I.D., etc.)

### **Senior Citizens**

Seniors (60 years and older) receive \$50 off the tuition of each course at time of registration (registration, insurance, and lab/materials fees cannot be discounted). Please provide proof of age when registering. Tuition and fees are payable in full at the time of registration. Courses not eligible for this discount are marked with an ★ in the catalog.

### **Skirball Cultural Center Members**

Skirball members are eligible for a 10% discount on most Otis courses taking place at the Skirball Cultural Center. Members must notify registration staff of their discount at time of registration. Please fax a copy of your card with all phone or faxed registration forms.

## **FEES**

### **Registration Fee**

Each semester a \$25.00 (non-refundable) fee is charged to each student, for tuition totaling \$101 or more. A registration fee is not charged for Children's courses (ages 5-12).

### **Insurance Fee**

\$14.00 (non-refundable) per student per semester. This fee applies to all students enrolled in Continuing Education courses at Otis and cannot be waived. This insurance fee covers accidents and injuries occurring while on campus.

### **Lab Fees**

Lab fees are listed with each course where applicable. Students enrolled in these courses must pay associated lab fees at time of registration. Lab fees are non-refundable after the first class meeting.

### **Materials Fees**

Material fees are listed with each course where applicable, and are usually paid directly to the instructor. Material fees are non-refundable.

### **Late Fees**

An additional \$30.00 is charged if a student registers after the first business day following the first class meeting. All students must register in a course prior to the start of the second class meeting.

### **Parking**

#### ***Westchester Campus Only***

Parking is included in your tuition and available in the Parking Pavilion located adjacent to the Otis College of Art and Design Campus located at: 9045 Lincoln Boulevard, Westchester. Students may request a parking permit in the Office of Registration and Records 310-665-6950, [registration@otis.edu](mailto:registration@otis.edu). Parking on the streets in residential neighborhoods bordering the college campus is prohibited.

#### ***Skirball Cultural Center***

Parking at the Skirball Cultural Center is free and located on-site at 2701 N. Sepulveda Blvd., Los Angeles, CA 90049.



### Returned Check Fee

- 1) If for any reason a check does not clear for payment, a penalty of \$50.00 is charged to the student's account. The College cannot assume that the student has withdrawn from classes because the check has not cleared or has been stopped; payment and penalty remain due.
- 2) If sufficient payment is not made within 48 hours of notification, students with bounced checks or unacceptable credit cards may no longer attend classes.
- 3) Students who bounce checks lose their check-writing privileges for twelve months after their penalty charge is paid.
- 4) It is Otis College of Art and Design's policy that all classes be prepaid (including Continuing Education).

### Early Bird Discount

Otis Continuing Education offers a \$50 discount on most courses, for students enrolling on or before the Open House on August 21, 2016.  
For more information, see page 101.

If for any reason a students' account should accrue a balance due (payment due, returned check, and/or dishonored credit card, etc), and that balance remains unpaid for more than fifteen (15) days, that account will be assigned to a Collection Agency. All accounts assigned to a Collection Agency will be charged collection costs, including but not limited to collection agency fees, as well as legal fees, and/or court costs. This information will be disclosed to credit reporting organizations.



# HOW TO REGISTER

Registration applications must be accompanied by full payment of all tuition and fees and are processed in the order received. Early enrollment is advised.

Tuition and fees are listed with each course description. You must be registered in a course before the start of the second class session. Students not enrolled by the start of the second class session may not attend class.

Registration is completed ONLY through the Office of Registration and Records. Take care of all registration business (enroll, request a parking permit, add, drop, transfer or change credit status) at the Office of Registration and Records, or by calling 310.665.6950.

## DISCLAIMER

Otis College of Art & Design reserves the right, in its sole discretion, to deny any persons registration or enrollment in, or admittance to, any Continuing Education or Pre-College course.

## ONLINE REGISTRATION

You can now conveniently register and pay online with our secure system. Course enrollment is on a first come, first served basis. Online Registrations receive priority over walk-up, phone, or mail-in registrations (on a daily basis).

Please note that online payments are accepted via a third-party Payment Gateway, Sallie Mae Solutions Incorporated, which charges a 2.75% convenience fee on all transactions. The Convenience Fee is non-refundable in all cases, even if your course is cancelled by the College.

For more information regarding Online Registration, visit the website: [www.otis.edu/ce](http://www.otis.edu/ce)

## MAIL-IN REGISTRATION

Complete the registration form inserted in this catalog and mail to:

Office of Registration and Records  
Otis College of Art and Design  
9045 Lincoln Boulevard  
Los Angeles, CA 90045

Payment may be made by MasterCard, VISA, or personal check. Please do not send cash.

Registration forms that are NOT completely filled out will not be processed.

## TELEPHONE REGISTRATION

310-665-6950

Call the Office of Registration and Records between 9:00am and 4:00pm Monday-Friday. Please have your credit card number and expiration date ready. Telephone registration is for VISA and MasterCard payments only.

Please be prepared to provide all the information requested on the registration form on the back of this catalog at the time of your call.

## IN-PERSON REGISTRATION

Please come to the Office of Registration and Records, located on the 2nd floor, Ahmanson Building, Goldsmith Campus.

Pay by MasterCard, VISA, or personal check (no cash or money orders please) in Room 207, Ahmanson Building, Goldsmith Campus. Monday-Friday, 9:00am-5:00pm.

Please note that in-person registrations may be submitted, but are not processed the same day.

## FAX REGISTRATION

310-665-6956

Fax the entire registration form; please make sure to include your signature. For Visa and MasterCard payments only. Registration forms that are not completely filled out will not be processed.

## EXTENDED EVENING AND SATURDAY REGISTRATION HOURS

The Office of Registration and Records will extend registration hours only during the first week of the semester.

### Office of Registration & Records Extended Hours:

Saturday, 9:00am-3:00pm

Monday-Thursday, 8:30am-7:15pm

Friday, 9:00am-5:00pm

You may add/drop, transfer classes or, change credit status from time of registration, through the second class meeting of the semester. Registration personnel does **not accept cash** for registrations.

## Parking Permits

310-665-6950  
registration@otis.edu

Parking permits are good for Goldsmith Campus only and may be picked up in the Office of Registration and Records, 9045 Lincoln Blvd., Room 207, Goldsmith Campus, (Monday-Thursday 8:30am-7:15pm, Friday 9:00am-5:00pm and Saturdays 9:00am-3:00pm) during the first week of the semester. All questions regarding registration and parking should be directed to the Office of Registration and Records.

## ADDING A COURSE

Students may add additional courses to their existing course schedule any time after the first class meeting and before the start of the second class meeting with no late fee. All students must register in a course prior to the second class meeting.

## SCHEDULE/COURSE CHANGES AND CANCELLATIONS

310-665-6950  
registration@otis.edu

Otis reserves the right to cancel, reschedule or combine classes; to change instructors; to increase or decrease class size, and to alter curricula. It also reserves the right to deny any student permission to enter or continue a course of study.

Courses may cancel on or before the first scheduled class meeting if enrollment is insufficient. If a class is canceled or rescheduled, you may request a transfer to another class; otherwise, you will receive a full refund of tuition and fees for the class that was canceled. Please allow four to six weeks for processing. Please call the Registration Office to initiate your refund.

## CLASSROOM ASSIGNMENTS

Prior to going to their first class, students should refer to the classroom location lists posted at the building entrance or outside the Continuing Education office, located on the 2nd floor, Room 208.

## TRANSFERS/STATUS CHANGES

To transfer from one course or section to another, or from non-credit to certificate or credit -status, please contact the Office of Registration and Records at 310-665-6950. Any changes must be completed by the end of the second class meeting. Transfers from credit to non-credit status are subject to the deadlines outlined in the Academic Calendar and Refund Policy.

## GRADING POLICY

### Non-Credit Status

No grades are assigned for Non-Credit classes. No records are kept, other than the registration schedule.

### Certificate and Credit Status

Grades assigned upon completion or termination of a course taken for credit are:

- A Excellent
- B Good
- C Average
- D Poor
- F Failure

### UW

Unofficial Withdrawal: Indicates that a student has "unofficially" withdrawn. The "UW" grade is equivalent to an "F" in calculating the grade point average.

### W

Withdrawal: Indicates official withdrawal (done through the Office of Registration and Records). The "W" grade becomes part of the student's permanent record but is not included in the grade point average. Students must withdraw by deadline noted on Academic Calendar.

### I

Incomplete: Given only in extreme circumstances with the instructor's and the Dean of Continuing Education's approval. Work must be completed within 4 weeks from the end of the semester in which the grade of Incomplete was granted; otherwise, a final grade of "UW" will result.

(Certificate status is not eligible for college credit and is non-transferable.)

Please contact the Office of Registration and Records for further information at 310-665-6950, or email registration@otis.edu

## APPEAL OF GRADE

Grades are subject to revision by the instructor with the approval of the Dean of Continuing Education. Grade changes may be made only during the semester immediately following the semester in which the initial grade was given. After one semester has elapsed, all grades recorded in the Office of Registration and Records become a permanent part of the student's academic record, and no changes are allowed.

## ATTENDANCE

The Otis College of Art and Design attendance policy is as follows: Instructors keep attendance records. All students, no matter what their enrollment status, are expected to attend class regularly and on time. Missing 20% of class meetings results in a failing grade. Three tardies are equal to one absence. Each student has an obligation to contribute to the academic performance of all through full participation in the work of each class. If special difficulties arise, the student should first consult his/her instructor. Contact the Continuing Education Office if there is no resolution.

## REFUND POLICY

### Office of Registration and Records

310-665-6950

registration@otis.edu

Full refunds of tuition and fees are granted if:

- 1) A course is canceled by the Continuing Education Division.
- 2) Course day or time is changed and the individual student cannot attend.
- 3) A course is filled before receipt of your registration form. Refunds are not given to students who notify the College of their withdrawal after the second class meeting.

Withdrawals and drops can be done by phone.

After you have registered for a course, and you do not attend the first or second meeting, *it is your responsibility to notify the Registration Office at 310.665.6950 to request a partial refund.*

If a student's withdrawal or drop causes the course to be subsequently canceled, the Withdrawal Refund Policy and not the Cancellation Refund Policy applies to that student. Registration and Student Insurance Fees are non-refundable. Tuition refunds are granted for official drop and withdrawal procedures based on the following:

### No Refund

Registration, insurance, and lab fees are not refundable in the case of withdrawal or drop. Refunds are not available to students who do not attend class and who do not officially drop or withdraw from their course. Refer to Drop and Withdrawal sections, below. Absolutely no refunds are given after the start of the second class meeting.

### Full Tuition Refund (fees non-refundable)

100% refund of tuition and lab fees are given to students who notify the Registrar of their drop or withdrawal prior to the first class session.

Insurance and registration fees are non-refundable.

### Partial Tuition Refunds (lab fees non-refundable)

Partial refunds are only given to students who drop or withdraw *before* the start of the second class meeting and are pro-rated as follows:

Classes that are scheduled to meet 11 or more sessions have a 10% tuition charge when dropped after the first class.

Classes that are scheduled to meet 6-10 sessions have a 15% tuition charge when dropped after the first class.

Classes that are scheduled to meet 3-5 sessions have a 30% tuition charge when dropped after the first class.

No refunds are issued to students who drop after the first class meeting for classes that are held for one or two sessions. Please refer to the catalog course listing sections for meeting times and number of class sessions.

### Appeals

To appeal for a refund, which falls outside the policy outlined above, students must submit a written appeal to the Refund Committee. The appeal must outline specific reasons for the refund request. Appeals are addressed on a case-by-case basis. You will receive a written response. Refund Committee response time varies due to circumstances. Please mail your appeal to Refund Committee, Continuing Education, Otis College of Art and Design, 9045 Lincoln Blvd., Los Angeles, CA 90045 or email otisce@otis.edu

### Refund Processing

Once the information is received by the Office of Registration and Records, tuition refunds require a minimum of four weeks to process.

### Payment Problems

A \$50.00 service charge will be added to a student's account for returned checks (see Fees section), including registration payments for canceled or dropped classes.

Students are responsible for any finance charges incurred on their credit card, including registration payments for canceled or dropped classes.

If sufficient payment is not made within 48 hours of notification, students with returned checks or unacceptable credit cards may no longer attend class.



## DROP POLICY

### Office of Registration and Records

310-665-6950

[registration@otis.edu](mailto:registration@otis.edu)

Students must officially drop a class through the Office of Registration and Records. Students who for any reason find it impossible to complete the course in which they are enrolled should inform the Office of Registration and Records in person or by telephone immediately. Students who drop a course before the start of the second class meeting are eligible for a partial tuition refund based on the refund policy outlined above.

## WITHDRAWAL POLICY

### Office of Registration and Records

310-665-6950

[registration@otis.edu](mailto:registration@otis.edu)

Students taking courses at certificate and credit level:

After the drop deadline, a student may officially withdraw from a class by contacting the Office of Registration and Records in writing. A grade of "W" is assigned. The grade of "W" has no effect upon the grade point average. Failure to complete a course does not constitute official withdrawal nor does notifying the instructor. Students who do not meet the withdrawal requirements receive a failing grade. Please see Academic Calendar on page 3 for deadline.

## ENROLLMENT VERIFICATION

### Office of Registration and Records

310-665-6950

[registration@otis.edu](mailto:registration@otis.edu)

Non-Credit Students: No permanent records are kept for non-credit students. Students requiring proof of their enrollment should request a verification in writing from the Office of Registration and Records before the end of the semester in which they are enrolled.

No permanent records are kept for Non-Credit students. Students requiring proof of their enrollment must complete an Enrollment Verification request form before the end of the semester in which they are enrolled. The Enrollment Verification form is available at the Registration Office and at [www.otis.edu](http://www.otis.edu) at the Registration and Records site, under forms. Please note that the Registration Office can only verify enrollment for Non-Credit courses. Since no academic records are kept, successful completion of the course cannot be verified.

## TRANSCRIPTS

### Office of Registration and Records

310-665-6950

[registration@otis.edu](mailto:registration@otis.edu)

Official and unofficial transcripts are available to students taking classes for credit or certificate. In order for a student to obtain an official or unofficial transcript, they must complete the Transcript Request form available at the Registration Office or at [www.otis.edu](http://www.otis.edu) under Registration and Records. Transcript processing times and fees are listed on the Transcript Request form.

# continuing education courses at the SKIRBALL CULTURAL CENTER

*Otis College of Art and Design partners with a fellow arts organization to provide its outstanding Continuing Education courses throughout the community.*




Photo credit: Roy Lichtenstein, *Wallpaper with Blue Floor Interior*, 1992. © Estate of Roy Lichtenstein.

## Los Angeles

### At the Skirball Cultural Center

The Skirball Cultural Center presents an array of visual, literary, and performing arts; enriching educational opportunities; an interactive family destination, Noah's Ark at the Skirball™; plus dining and shopping – all in an architecturally stunning setting.

From October 7, 2016, through March 12, 2017, the Skirball presents *Pop for the People: Roy Lichtenstein Prints by Gemini G.E.L.* Featuring more than twenty of Lichtenstein's pivotal works from Gemini G.E.L.'s collection (1969–1996) and additional largescale paintings, prints, and drawings, the exhibition chronicles Lichtenstein's early history and sheds new light on the relationships he forged with artists, curators, critics, dealers, and printers who molded the Pop Art movement. Coinciding with Gemini G.E.L.'s fiftieth anniversary, *Pop for the People* highlights Lichtenstein's longtime friendship and work with Gemini G.E.L. founders Stanley Grinstein and Sidney Felsen, who played a formative role in shaping the Los Angeles art scene and helped transform the city into a global center for printmaking and Pop Art.

Lichtenstein's life and work offer a unique vantage point to explore how the art community initiated a new art form that aimed to give art to the people. To make Lichtenstein's creative work truly accessible to all visitors, the Skirball will transform one of its galleries into an interactive space where visitors can see, touch, and feel Lichtenstein's iconic rendition of Van Gogh's bedroom, brought to life in three-dimensional form.

For more information about these and other offerings at the Skirball, visit [skirball.org](http://skirball.org).

*Autobiography, Memoir, or Fiction, page 82*

*Drawing & Composition, page 55*

*Introduction to Fine Silver Metal Clay, page 67*

*Introduction to Glass Fusing, page 66*

*Monoprint Workshop: A Unique Approach to Printmaking, page 62*

For further information: [www.otis.edu/ce](http://www.otis.edu/ce)  
or call 310-665-6850.

# HOW TO GET TO OTIS THROUGHOUT THE COMMUNITY:

## ELAINE & BRAM GOLDSMITH CAMPUS (Main campus)

---

Located across from Westchester Park at:  
9045 Lincoln Blvd., Los Angeles, CA 90045

For course information: [www.otis.edu/ce](http://www.otis.edu/ce),  
[otisce@otis.edu](mailto:otisce@otis.edu) or 310-665-6850

For security, please call: 310-665-6956

## CAMERA OBSCURA ART LAB

---

Located just north of the Santa Monica Pier at:  
1450 Ocean Avenue, Santa Monica, CA 90405

## LOS ANGELES COUNTY ARBORETUM AND BOTANIC GARDEN

---

Located south of the 210 fwy at:  
301 North Baldwin Ave., Arcadia, CA 91007  
<http://www.arboretum.org/>  
626-821-3222

For course information: [www.otis.edu/ce](http://www.otis.edu/ce),  
[otisce@otis.edu](mailto:otisce@otis.edu) or 310-665-6850

## SKIRBALL CULTURAL CENTER

---

Located just west of the 405 fwy at:  
2701 N. Sepulveda Blvd., Los Angeles, CA 90049

For directions please call: 310-440-4500  
For security please call: 310-440-4676  
[www.skirball.org](http://www.skirball.org)

For course information: [www.otis.edu/ce](http://www.otis.edu/ce),  
[otisce@otis.edu](mailto:otisce@otis.edu) or 310-665-6850

OPEN HOUSE at the  
GOLDSMITH CAMPUS

---

ART & DESIGN PROGRAMS

---

Sunday, August 21, 2016 1pm-3pm



# CONTACTS

Otis College of Art and Design  
Elaine & Bram Goldsmith Campus  
9045 Lincoln Boulevard  
Los Angeles, CA 90045

Continuing Education Office  
Office hours: M-F, 8:30am – 5:00pm  
310-665-6850  
email: [otisce@otis.edu](mailto:otisce@otis.edu)  
web: [www.otis.edu/ce](http://www.otis.edu/ce)

Registration Office  
Office hours: M-F, 8:30am – 5:00pm  
310-665-6950  
fax: 310-665-6956  
email: [registration@otis.edu](mailto:registration@otis.edu)

Campus Security  
Foyer, Galef Building  
310-665-6965

Computer Lab, Room A401  
310-665-6810

Photography Lab, Room A601  
310-665-6971

Woodshop  
310-665-6970

Student Affairs  
310-665-6960

Ben Maltz Gallery  
Bronya and Andy Galef Fine Arts Building, 1st Floor  
310-665-6905

Millard Sheets Library  
310-665-6930

Skirball Cultural Center  
2701 N. Sepulveda Boulevard  
Los Angeles, CA 9009  
310-665-6875

Skirball Cultural Center Security  
310-440-4676

# GENERAL INDEX

Academic Calendar	3	Holidays	3
Accreditations/Affiliations	99	Instructor Biographies	90
Adding Courses	105	Insurance Fees	102
Art Gallery	4	Lab Fees	102
Attendance Policy	106	Late Registration Fees	102
Canceled Courses	105	Library Privileges	96
Certificate Programs	98	Mail-In Registration	104
Change of Status	105	Online Registration	104
Classroom Assignments	105	Open House	Inside Front Cover
Computer Lab Hours/Privileges	96	Parking Permits	105
Contacts	110	Prerequisite Courses	99
Course Index	111	Privacy Act	100
Credit/Non-Credit Policies	105	Refund Policy	106
Darkroom Privileges	97	Registration Procedures	104
Degrees Offered	99	Returned Checks	103
Directions to Otis	109	Security	101
Discounts	101	Students with Disabilities	100
Drop Policies	107	Transcripts	107
Extended Registration Hours	104	Transfer/Status Changes	105
Financial Aid	100	Tuition Discounts	101
Grading Policies	105	Withdrawal Policy	107

# COURSE INDEX

<b>A-B</b>		Life Drawing	61	Illustrator (Adobe)	36
Alumni Project Workshop	86	Pastel	61	Interior Design	38
Animation	21	<b>E-F</b>		AutoCAD	41
Art Education	7	Fashion Design	25	Certificate Program	38
Art History	11	Certificate Program	25	Design Studio I, II, III	41, 42
Art Tours	13	Digital Design for Fashion	29	Drafting I, II	40, 41
Bookbinding	35	Figure Drawing for Fashion	28	History of Interior Design	42
<b>C</b>		Introduction to		Introduction to	
Ceramics	71	Apparel Construction	28	Interior Design	40
Character Design	37	Introduction to		Surface Materials	42
Children's Workshops	82	Fashion Design	27	Jewelry Design	72
College Preparation	80	Textiles for Fashion	29	Laddie John Dill	64
Color Theory	32	Figure Drawing	28	Letterpress	32, 33
<b>D</b>		Fine Arts	55	Life Drawing	61
Design	14	Certificate	56	Lighting Design	43
Digital	15	Drawing	60	Certificate Program	43
Fashion	25	Painting	63	Drafting I, II	44
Furniture	71	Printmaking	67	Internship	45
Graphic	31	Sculpture	69	Master Painting with	
Illustration	36	Fine Silver Metal Clay	72, 73	Laddie John Dill	64
Interior	38	Furniture & Woodworking	71	Metal	73
Lighting	43	Machine Woodworking	71	Online Courses	
Product	46	<b>G-H</b>		Digital Photography	
Textile	51	Glass Fusing	71	(Blended)	77
Web	19, 20	Graphic Design	31	Media Literacy	19
Digital Imaging	19	Certificate Program	31	Modern Art: Impressionism	
Digital Media Arts	15	Color Theory & Design	32	through Expressionism	12
Certificate Program	16	Final Portfolio	34	Typography I	34
Character Design	23	Fundamentals of		Web Design II	20
Digital Drawing &		2-D Design	33	<b>P-Q</b>	
Illustration I	19	Introduction to		Painting	63
Digital Imaging I, II	19, 20	Graphic Design	31	Abstraction	64
Digital Photography	23	Letterpress	34, 35	Acrylic	63
Final Portfolio	22	Typography I	34	Advanced Watercolor	66
Illustrator	19	Handcrafted Arts and Design	70	Collage	65
Introduction to		Ceramics	71	Encaustic	65
Digital Design	18	Furniture and Woodworking	71	Figure Painting Techniques	64
Photoshop	19	Glass Fusing	71	Introduction to Painting	63
Web Design I, II, III	19, 20	Jewelry	72, 73	Master Painting with	
Dill, Laddie John	64	Metal	73	Laddie John Dill	64
Drawing	60	<b>I-O</b>		Watercolor	66
Drawing and Composition	60	Illustration	36	Photography	74
Meditative Mindfulness	62	Botanical Illustration	36	Certificate Program	75
Drawing on the Right Side		Character Design	37	Digital Photography	77
of the Brain	60	Digital Drawing		Documentary	78
		& Illustration	36	Introduction to	
		Illustrating Children's Books	37	Black & White Darkroom	76
				Introduction to Photography	75

Photoshop (Adobe)	19	<b>R-S</b>		<b>U-Z</b>	
Portfolio Preparation	80	Residencies	85	Watercolor	66
Precious Metal Clay	72, 73	Right Brain Drawing	60	Web Design	19, 20
Pre-College Courses	79	Sculpture	69	Welding	69
Printmaking	67	Sewing	28	Writing	87
Digital Silkscreen	67	Silkscreen	67	Young Artist Workshops	82
Digital Letterpress	68	Social Media for Artists and Designers	85		
Letterpress	68				
Silkscreen	67	<b>T</b>			
Product Design	46	Teachers			
3D Digital Modeling	49	Art Education	8		
Certificate	46	Textile/Surface Design	51		
Introduction to Product Design	49	Tours	13		
Perspective Drawing	48	Typography	32		
Product Design Studio I	50				
Professional Development	84				





Otis ID# / SSN (required for CT or CR)		M/F	Birthdate (mm/dd/yy)		2 0 1 6	3 5
Legal Last Name		Legal First Name				MI
Home Address (Required)					Apartment	
City					State	Zip
Mailing Address (If different from Home Address)					Apartment	
City					State	Zip
Cell		Work				
Emergency #		<input type="checkbox"/> Landline <input type="checkbox"/> Cell				
Email Address						

\*All above information is required to register. Incomplete forms will not be processed.

**Enter your courses below**

Reg# (ex: 12345; not "X" number)

Course Title

Tuition

	<input type="checkbox"/> non-credit <input type="checkbox"/> certificate <input type="checkbox"/> credit	
	<input type="checkbox"/> non-credit <input type="checkbox"/> certificate <input type="checkbox"/> credit	

Check#: Amount:

\$50 Early Bird Discount  
(Where Applicable)

MC / Visa#:

Exp. Date: Billing Zip:

3-Digit  
Security Code  
on back

Other Discounts

Cardholder's Name:

Subtotal

Do you need Otis Goldsmith campus parking? ☐ yes ☐ no

Non-refundable  
Registration Fee if  
semester tuition totals \$101 or more  
(no fee for children ages 5-12)

\$25.00

\$14.00

Parking sticker #

Non-refundable  
Student Insurance Fee

**(For Office Use Only)**

Initial Date Initial Date

Non-refundable Lab Fees

\$30 Late Registration Fee  
(after first class session)

Process by Student Accounts

Total

- 1) Enter all information requested. Incomplete applications will not be processed. Signature is required.
- 2) Social Security number is mandatory for Certificate and Credit classes.
- 3) Be certain that check/charge is for the correct amount including registration fee, lab, certificate, and other fees where applicable.
- 4) Make checks payable to OTIS. DO NOT SEND CASH, MONEY ORDERS OR CASHIERS CHECKS. To charge your fees to MasterCard or Visa, enter the credit card number and expiration date on the registration form. Please refer to catalog for correct cost of class.

- 5) No refunds after the second class meeting. Please refer to catalog for further information.

- 6) All accounts assigned to a Collection Agency will be charged collection costs, including but not limited to collection agency fees, as well as legal fees, and/or court costs.

**Early Bird Registration where applicable valid through end of day at Open House.**

Students are responsible for all policies and academic regulations published in the Continuing Education Catalog.

Signature \_\_\_\_\_ Date \_\_\_\_\_

\*By signing, you certify that all information provided on this form is true and correct.

tear-off and return

**TO ENROLL FOR CLASSES**

- 1) Complete all information on above application form.
- 2) Enclose check or payment information.

**3) Sign and mail form to:**

Office of Registration and Records  
Otis College of Art and Design  
9045 Lincoln Blvd., Los Angeles, CA 90045  
310-665-6950 8:30am-5pm M-F  
or Fax to 310-665-6956 (credit cards only)

FALL 2016

# Open House

**Sunday, August 21, 2016 1-3pm**

Elaine & Bram Goldsmith Campus  
9045 Lincoln Boulevard, 2nd Floor  
Los Angeles, CA 90045  
310-665-6850

Attend free information sessions on:

**Digital Media Arts and Graphic Design**

- › **Get information on Certificate Programs**
- › **Meet with instructors and program representatives**
- › **Tour the facilities**
- › **Participate in a drawing for a free Continuing Education course (\$514 or less)**
- › **Register for most courses at \$50 Early Bird discount**

(Please note: Although all instructors are invited to attend the Open House, their participation is not guaranteed; please call ahead if you are hoping to meet a particular instructor at the Open House.)

For further information, please call 310-665-6850, ext. 53.

**OTIS** Otis College of Art and Design

Continuing Education | Fall 2016  
9045 Lincoln Blvd, Los Angeles, CA 90045

Volume XXXVII, Issue IV  
Fall 2016

Otis College of Art and Design  
(USPS 503-650) is published four times per year  
(Spring, July, Summer, Fall) by  
Otis College of Art and Design  
9045 Lincoln Boulevard, Los Angeles, CA 90045.

Periodicals Postage PAID  
at Los Angeles, CA

POSTMASTER:  
Send address changes to:  
Otis College of Art and Design  
9045 Lincoln Blvd., Los Angeles, CA 90045

Cover design: Mark Caneso

Continuing Education