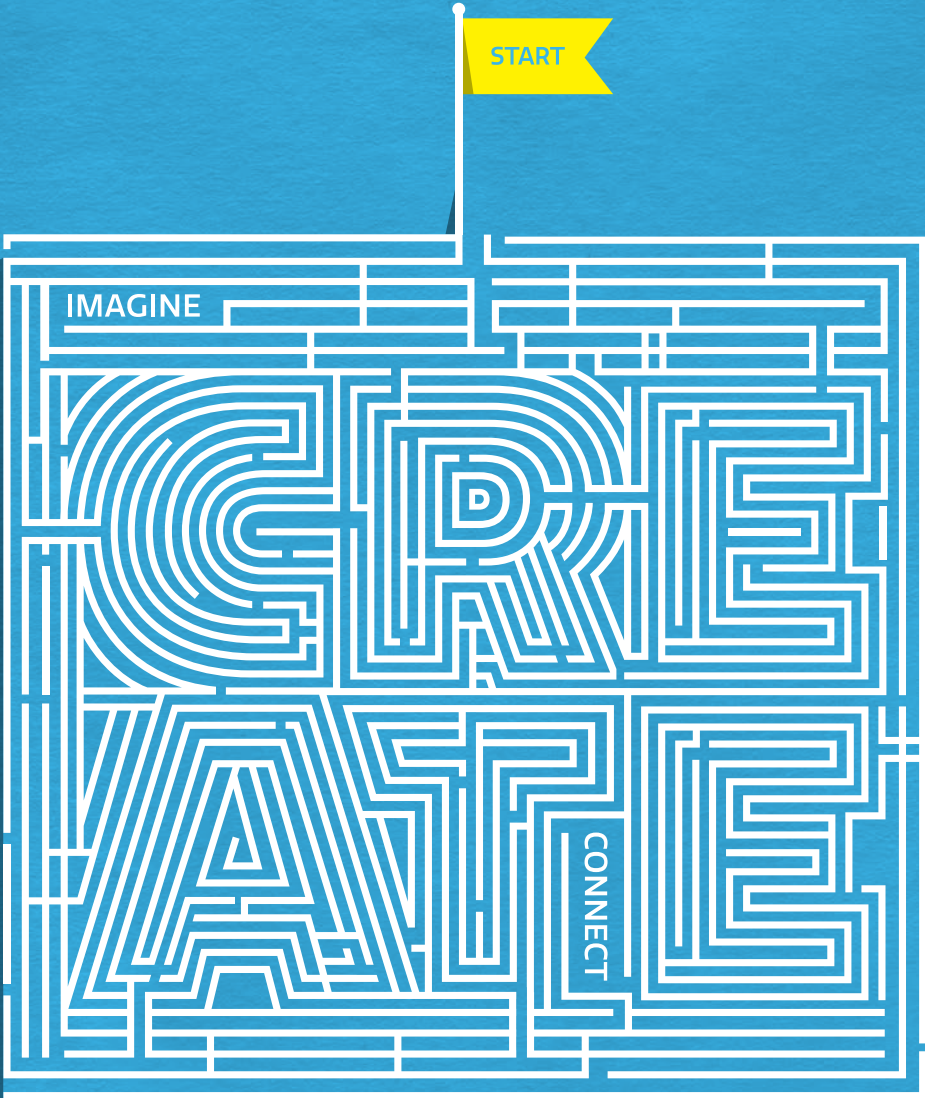


**OTIS**

**CONTINUING EDUCATION  
& PRE-COLLEGE PROGRAMS**

Otis College of Art and Design

Spring 2016



SPRING 2016

# Open House

Continuing Education

**Sunday, January 10, 2016 1-3pm**

Elaine & Bram Goldsmith Campus  
9045 Lincoln Boulevard, 2nd Floor  
Los Angeles, CA 90045  
310-665-6850

Attend free information sessions on:

**Digital Media Arts and Graphic Design**

- › Get information on Certificate Programs
- › Meet with instructors and program representatives
- › See student work and tour the facilities
- › Participate in a drawing for a free Continuing Education course (\$514 or less)
- › Register for most courses at \$50 Early Bird discount

(Please note: Although all instructors are invited to attend the Open House, their participation is not guaranteed; please call ahead if you are hoping to meet a particular instructor at the Open House.)

For further information, please call 310-665-6850, ext. 53.

**OTIS** Otis College of Art and Design

Continuing Education | Spring 2016  
9045 Lincoln Blvd, Los Angeles, CA 90045

Volume XXXVII, Issue I  
Spring 2016

Otis College of Art and Design  
(USPS 503-650) is published four times per year  
(Spring, July, Summer, Fall) by  
Otis College of Art and Design  
9045 Lincoln Boulevard, Los Angeles, CA 90045.

Periodicals Postage PAID  
at Los Angeles, CA


POSTMASTER:  
Send address changes to:  
Otis College of Art and Design  
9045 Lincoln Blvd., Los Angeles, CA 90045

Cover design: Mark Caneso

# CONTENTS

Sections are listed alphabetically by title. Course descriptions and schedules are located on the pages indicated.

ART EDUCATION	6	PROFESSIONAL DEVELOPMENT	85
ART HISTORY AND TOURS	10	WRITING	88
DESIGN	13	CERTIFICATE PROGRAMS	
Digital Media Arts	14	Art Education	7
Fashion Design	25	Digital Media Arts	14
Graphic Design	31	Fashion Design	25
Illustration	37	Fine Arts	56
Interior & Home Design	40	General Information on Certificate Programs	98
Lighting Design	45	Graphic Design	31
Product Design	47	Interior & Home Design	40
Textile/Surface Design	51	Lighting Design	45
FINE ARTS	55	Photography	75
Drawing	59	Product Design	47
Painting	62	Textile/Surface Design	51
Printmaking	66	INSTRUCTOR BIOGRAPHIES	90
Sculpture	68	GENERAL INFORMATION	95
HANDCRAFTED ART AND DESIGN	70	Additional Information	98
Ceramics	71	Computer Center	96
Furniture and Woodworking	71	Contacts	110
Glass	71	Facilities	96
Jewelry	72	Index	111
Metal	73	Instructor Biographies	90
PHOTOGRAPHY	74	Maps of Locations	109
PRE-COLLEGE AND K-12 PROGRAMS	79	Photography Lab	97
Portfolio Development and College Preparation	80	Refund Policy	106
Young Artist Worksops	82	Registration Information	104



## Create Your Future Now...

Otis College of Art and Design prepares diverse students of art and design to enrich our world through their creativity, their skill, and their vision. Continuing Education and Pre-College Programs offers a wide range of night and weekend courses taught by practicing professionals in art and design. Our distinctive programs provide real opportunities for learning new skills, trying new challenges, and exercising your creativity. Students of all ages, including children, find and define their personal niches. Students deepen their knowledge in particular aspects of the visual arts and explore new media and techniques; many are working towards new careers in the variety of certificate programs offered. Like you, they are passionate about art and design.



If you have interest in transitioning to a new creative career, we offer ten Certificate Programs in areas of art education, digital media arts, fashion design, fine arts, graphic design, interior design, lighting design, photography, product design, and textile/surface design. These programs are intended to prepare students for a broad range of opportunities in art and design practices and the creative industry. Otis Continuing Education and Pre-College Programs continues to augment its Certificate Programs for those interested in making career changes and will continue to offer courses for artists, designers, and educators interested in furthering their professional goals.

This spring, the division has developed an exciting line-up of courses and programs in all areas of art and design. We are pleased to offer two travel study opportunities this term – Japan: Exploring Anime and Manga! and Brazil 2016! These special programs enable unique access to world-class artists, museums, and cultural treasures. Participants explore multicultural relations, gain experiential knowledge of real-world problems, and are provided with the tools to promote civic engagement. This semester, additional offerings include Licensing Your Art and Earning Royalties, Graphite for Botanical Illustration, Life Drawing II, Recycled Objects: Collage, Assemblage, and the Found Object, Artist SOS: The World of an Exhibiting Artist, and Exploring the Arts and Science through Inquiry and Shared Practices (designed to assist K-12 teachers in meeting their professional development goals).

We look forward to serving you this spring and hope that you will find your chosen courses to be challenging, inspiring, and fun.

### **Amy Gantman**

DEAN, CONTINUING EDUCATION & PRE-COLLEGE PROGRAMS  
OTIS COLLEGE OF ART AND DESIGN



# SPRING 2016 ACADEMIC CALENDAR

## FRIDAY, NOVEMBER 20, 2015

---

### Registration begins

Early Bird Registration Discount period begins.  
See General Information section, page 95.  
Phone registration is Monday – Friday,  
9:00am – 4:00pm.

## SUNDAY, JANUARY 10, 2016

---

### Continuing Education Open House

All Art and Design Programs  
Goldsmith Campus in Westchester  
1:00pm – 3:00pm  
Early Bird Discount ends at end of Open House.  
(NOTE: No phone registration)

## ADD/DROP DEADLINE

---

### Before The Second Class Meeting

You may add, drop, and/or change status  
before the start of the second class meeting.  
No refunds are issued after the second class  
meeting. See refund policy, page 106.

## MONDAY, MARCH 21 – SUNDAY, MARCH 27, 2016

---

### Spring Break

No classes  
Administrative Offices closed

## MONDAY, MAY 2, 2016

---

### Classes end

## MONDAY, DECEMBER 21, 2015 – MONDAY, JANUARY 4, 2016

---

### Winter Closure

No classes  
Administrative Offices closed

## SATURDAY, JANUARY 30, 2016

---

### Classes Begin

Classes start Saturday through Thursday  
January 30 – February 4

## MONDAY, FEBRUARY 15, 2016

---

### President's Day

No classes  
Administrative Offices closed

## FRIDAY, APRIL 1, 2016

---

### Withdrawal deadline

(for certificate and credit students only)  
No refunds available

# BEN MALTZ GALLERY

## AT OTIS COLLEGE OF ART AND DESIGN

The Ben Maltz Gallery serves Los Angeles' vigorous art community and the city's diverse public at large. It is an important resource for the students at Otis, exposing them to a wide range of contemporary art and ideas through its exhibitions, catalogs, and events. Highlighting work that pushes the frontiers of traditional form and subject matter, the Gallery typically exhibits emerging and established Los Angeles artists and designers, placing them in the context of national and international programming. The Gallery both originates and participates in national touring exhibitions.

Ben Maltz Gallery is located on the ground floor of the Galef Center for Fine Arts on the Goldsmith Campus. Gallery hours: Tue-Fri 10am-5pm | Thu 10am-7pm | Sat-Sun 12-4pm | Closed Monday and major holidays. Free admission and parking. For more information or to join the gallery e-list for announcements of events: [gallerinfo@otis.edu](mailto:gallerinfo@otis.edu) | 310-665-6909 | [www.otis.edu/benmaltzgallery](http://www.otis.edu/benmaltzgallery)

### EXHIBITION SCHEDULE

#### *Performing the Grid* | January 23 – May 15, 2016

A large group exhibition of intergenerational artists and cultural producers that utilize the grid as a performative strategy to examine, challenge and position philosophical, political, social, domestic, corporeal, and mythical perspectives. Rosalind Kraus famously wrote that the grid "functions to declare the modernity of modern art" in her 1979 essay, *Grids*. As we delve deeper into technology, a culture of images, violence, and surveillance, how do we locate presence inside of the grid?

The works in *Performing the Grid* access, address, reject and evoke the grid using video, performance, documentation, sound, sculpture, painting and installation. From Debra McCall's geometric re-performances of Oskar Schlemmer's Bauhaus ballets' to Bruce Nauman's meditative studio walks and Channa Horowitz's sound motion compositions to Heather Rowe's film-inspired sculptures, the grid takes on new meaning and new movement.



Emily Roysdon, *Sense and Sense*, 2010. A project with MPA. Collection of Museum of Modern Art. Photo courtesy of the artist.

# CONCURRENT ENROLLMENT

## Otis Courses are Now Available to the General Public

Attend Otis College of Art and Design's outstanding Liberal Arts and Sciences courses for college credit through Continuing Education Concurrent Enrollment Program.

Please note that these courses are immediately transferable for Otis undergraduate credit. Enrollment is on a space available basis and must be approved by the instructor of record. Please contact [otisce@otis.edu](mailto:otisce@otis.edu) or 310-665-6850 for further information.\*

\*Current Otis undergraduate students wishing to enroll in these courses should contact the Registration office at [otisreg@otis.edu](mailto:otisreg@otis.edu); or 310-665-6951 regarding Fall Session enrollment information.

## OTIS COLLEGE OF ART AND DESIGN

# SPECIAL ONE-YEAR PROGRAM

If you want to develop new skills, hone your body of work to apply for graduate school, or do a professional refresher, the Special One-Year Program is an opportunity to study full-time at one of the country's top colleges of art and design. This year-long program is primarily taken at the undergraduate senior level, although some flexibility in course selection allows a program that suits individual backgrounds and needs. All undergraduate programs, with the exception of Fashion Design, offer this special opportunity.

Candidates must hold a bachelor's degree, hold US citizenship or permanent residency, have considerable professional art or design experience, and meet the same admissions requirements as BFA applicants.

For further information, please visit [www.otis.edu/admissions](http://www.otis.edu/admissions) or call 800-527-OTIS (6847).

# ART EDUCATION



For further information, please call 310-665-6864.  
To register, visit [www.otis.edu/ce](http://www.otis.edu/ce)



# Art Education

---

**ART EDUCATION CERTIFICATE PROGRAM** is a sequence of courses that provides intensive study in art education for individuals who already hold a BA, BFA, MA, or MFA in Fine Art / Design / Media Art. Offered in collaboration with Otis' Artist, Community and Teaching (ACT) Program, the certificate program offers two tracks to choose from. The **Teacher Credential Preparation Track** is designed to prepare individuals who wish to obtain the *California Single Subject in Art Teaching Credential* needed to teach in California grades K-12 public schools, by fulfilling the CA Commission on Teacher Credentialing Subject Matter in Art requirements. The **Teaching Artist Track** is designed to prepare students for positions that do not require a credential such as teaching artist in K-12 public or private schools, artists in residence programs, correctional facilities, museum education departments, non-profit arts organizations, etc. (SOC-25-3099\*)

## Students may enroll in one of two tracks:

### 1) Teacher Credential Preparation Track:

Successful completion of this Certificate at the college credit level would allow students to qualify for a CSET waiver.

#### Program Prerequisite:

Students must already hold a BA, BFA, MA, or MFA in fine art/design/media art. Subject Matter Competency evaluation (Portfolio and Transcript review) by the ACT Director is required for enrollment in the Teacher Credential Preparation track only. For more information about this evaluation please refer to the ACT website. (<http://www.otis.edu/artists-community-teaching/cset-waivers>)

#### Elective Courses:

Teacher Credential Preparation Track electives are chosen through advisement with the ACT Director, 310-846-2632.

### 2) Teaching Artist Track:

This Certificate prepares artists to teach in programs that do not require a CA Teaching Credential (private schools, artists in residence programs, correctional facilities, museum education departments, non-profit arts organizations.)

#### Program Prerequisite:

Students must already hold a BA, BFA, MA, or MFA in fine art/design/media art.

---

## ESTIMATED TOTAL PROGRAM COST

The estimated program costs listed are based on students completing two courses per term (five terms) over a two-year period. Please refer to our website for detailed program costs. (<http://www.otis.edu/ce>) A completed Certificate Application and \$175 fee are required for official enrollment in the Certificate program.

**Note:** Certificate program courses are open to all students. Students interested in taking certificate program courses for professional growth, or personal development, are welcome to attend.

For further information, or to speak with a counselor, please call 310-665-6864.

---

**All courses take place at Otis College of Art and Design's Elaine & Bram Goldsmith Campus, unless otherwise noted.**

SPECIALIZATION TRACKS:  
(CHOOSE A TRACK AND TAKE  
COURSES INDICATED)

Teacher Credential Preparation Track  
(11 Course Sequence)

The following required courses must be taken for college credit in order to qualify for a CSET waiver. Courses are offered concurrently with the Otis BFA program and are typically scheduled during the day at the discretion of BFA administration:

XAED212	Teaching for Learning I (Spring†)	3.0
XAED336	Teaching Internship (Fall†)	2.0
XAED412	Teaching for Learning II (Spring†)	3.0

Required courses taken through  
Continuing Education:

Studio Electives (studio and /or art history)	8.0
<i>Chosen through advisement with ACT Director, based on CA Commission on Teacher Credentialing Subject Matter in Art Competency Requirements.</i>	

<b>Total Credits:</b>	<b>16.0</b>
<b>Estimated total cost: \$23,090**</b>	

Teaching Artist Track  
(10 Course Sequence)

The following required courses are offered concurrently with the Otis BFA program and are typically scheduled during the day at the discretion of BFA administration:

XAED245	Community Arts in LA (Fall†)	3.0
XAED212	Teaching for Learning I (Spring†)	3.0
XAED335	Community Arts Internship (Fall†)	2.0
XAED412	Teaching for Learning II (Spring†)	3.0

Required courses taken through  
Continuing Education:

Studio Electives	6.0
<i>Can be taken in the BFA program (with instructor's approval) or Continuing Education. ACT Special Topics courses and CE Media Arts for Educators Certificate courses are highly recommended studio electives.</i>	

<b>Total Credits:</b>	<b>17.0</b>
<b>Estimated total cost: \$7,600**</b>	

† Subject to change

ART EDUCATION CERTIFICATE  
CORE COURSES:

Teaching for Learning I

Early Start Class

This course provides a historical overview of education and art development theories and philosophies as well as social and liberation theories. Students are introduced to models of art education such as student-centered, discipline-based, and curriculum-based teaching through the arts. Topics include student populations, popular youth culture, diversity, inclusion, and learning styles. Contemporary artists who teach as part of their practices are discussed.

**Prerequisite:** None

**First class materials:** Note-taking materials

*January 19 – May 3 (no mtg. 3/22)  
Tues 8:15–11:00am / 15 sessions /  
limited enrollment*

**Reg# 15102:** \$655 Non-credit

**Reg# 15103:** \$695 Certificate Credit

**Reg# 15104:** \$3960 College Credit (3.0)

*Instructor: Rory Sloan*

XAED212

Teaching for Learning II

Early Start Class

In this course, emphasis is on the stages of human and aesthetic development in the youth and adult. Students synthesize study of cultural backgrounds, learning styles, and proficiency levels as they relate to the role of the visual arts in human development. Topics include art museum and community-based audiences, public artists working with city planning boards, classroom management, ESOL, Special Education, health and safety, engaging teaching styles, and best practices.

**Prerequisite:** XAED212 Teaching for Learning I

**First class materials:** Note-taking materials

\*Department of Labor Standard Occupational Code

\*\*Estimated costs include application, tuition, registration, insurance, supplies, and books

\*\*\*Teacher tuition is free with a letter of confirmation on original school or district letterhead verifying teacher's current full-time employment status; participant is responsible for \$14 Student Insurance Fee.

# TEACHER DISCOUNTS

apply to most Otis Continuing  
Education courses.

For information, see page 101.

*January 20 – May 4 (no mtg. 3/23)*

*Wed 8:15–11:00am / 15 sessions /  
limited enrollment*

**Reg# 15105:** \$655 Non-credit

**Reg# 15106:** \$695 Certificate Credit

**Reg# 15107:** \$3960 College Credit (3.0)

*Instructor: Susan Josepher*

XAED412

## TEACHING ARTIST TRACK REQUIRED COURSES:

### Community Arts in LA

*Early Start Class*

Students will explore aesthetic, historical, and sociocultural aspects of socially engaged art. Site visits focus on organizations and public art institutions in L.A. Lectures, discussions, and readings delve into the theoretical exploration and practical application of social practices. Required for students in the Teaching Artist Track of the Art Education Certificate Program.

**Prerequisite:** None

**First class materials:** Note-taking materials

*January 18 – May 10 (no mtg. 1/8, 2/15, 3/21)*

*Mon 3:15–6:00pm / 15 sessions /  
limited enrollment*

**Reg# 15108:** \$655 Non-credit

**Reg# 15109:** \$695 Certificate Credit

**Reg# 15110:** \$3960 College Credit (3.0)

*Instructor: Gabie Strong*

XAED245

## PROFESSIONAL DEVELOPMENT FOR TEACHERS:

THE ARTS IN EDUCATION SERIES

**NEW!**

### Exploring the Arts and Science through Inquiry and Shared Practices\*

Artists, scientists, and engineers are remarkably similar in how they think and work, as well as in their approach to inquiry and practices. In this course, participants explore cross-pollination of the arts and sciences through a hands-on experience that links directly to the National Research Council's Next Generation Science Standards. Learn and apply a simple but rigorous step-by-step questioning strategy called Question Formulation Technique (QFT), which encourages asking questions that lead to meaningful class projects and learning. Through the incorporation of QFT, students can learn more, become more engaged, and take greater ownership of their learning.

**Prerequisite:** None

**First class materials:** Note-taking materials

*March 5*

*Sat 9:30am–4:30pm / 1 session / 16 students*

**Reg# 15476:** \$99\*\*\* .5 CEU

*Instructor: Sandy Seufert*

XAED333

## Open House

CONTINUING EDUCATION

Sunday, January 10, 2016 1-3pm

Goldsmith Campus in Westchester  
9045 Lincoln Boulevard, 2nd floor

For reservations and further information,  
please call 310-665-6850.

# ART HISTORY AND TOURS



For further information, please call 310-665-6850.  
To register, visit [www.otis.edu/ce](http://www.otis.edu/ce)

# Art History and Tours

## Art Making through the Ages: A Hands-on Approach to Art History

In this course, students deepen their creative abilities while exploring significant artistic achievements from pre-history through contemporary times. Throughout human existence, art making has been one of the most tangible expressions of our highest aspirations and deepest emotions. The arts are an essential aspect of all societies and cultures – people the world over have mirrored, decorated, critiqued, and even changed society through their creative works. Course explores major achievements throughout the ages including pre-history, Middle Ages, the Renaissance, Impressionism, Expressionism, Fauvism, Pop, and contemporary art. This unique approach provides an opportunity for students to enhance their own work through hands-on art exercises, while expanding their knowledge of art history.

**Prerequisite:** None

**First class materials:** TBD

*February 1 – April 18 (no mtg. 2/15, 3/21)  
Mon 7:00–10:00pm / 10 sessions / 12 students*

**Reg# 15120:** \$435 Non-credit

**Reg# 15121:** \$475 Certificate Credit

**Reg# 15122:** \$1320 College Credit (1.0)

*Instructor: Linda Jacobson*

*XARH300*

## History of Interior Design & Furniture

This survey course explores historical furnishings from ancient civilizations through the present day. Focuses on French, English, and American periods, as well as masters of contemporary furniture design and current trends.

**Prerequisite:** None

**First class materials:** Note-taking materials

*January 30 – April 16 (no mtg. 2/13, 3/26)  
Sat 9:00am–12:00pm / 10 sessions / 16 students*

**Reg# 15477:** \$435 Non-credit

**Reg# 15478:** \$475 Certificate Credit

**Reg# 15479:** \$1320 College Credit (1.0)

*Instructor: Jennifer Doublet*

*XINT7012*

## The Modern Genius: Art, Culture, and the 19th Century\*

*Otis Online Course at [Kadenze.com](https://www.kadenze.com)*

This Art History course investigates the role of the French avant-garde in developing and showcasing new modern forms and approaches to art and visual culture in the 19th century. The material addresses the most critical issues of modernity from Realism through Post-Impressionism. We will cover the stylistic changes that challenged academic art, the new subjects that confounded modern audiences, and the new roles and authority of the modern artist. To do this, we will focus on the European world through a series of video podcasts and online readings over five weeks. By the end of the course, you will understand the issues of modernity and the way that art and art-making addressed these issues as well as recognize the profound impact that 19th century Europe had in shaping our contemporary ideas of being “modern.”

**Prerequisite:** None

**First class materials:** Online Course

*Instructor: Parme Giuntini*

*Please go to [kadenze.com](https://www.kadenze.com) for more information.*



## OTIS ART AND DESIGN TOURS:

Otis Art and Design Tours offers exceptional travel study experiences for the general public and campus communities. These special programs enable unique access to world-class artists, museums, and cultural treasures.

These special programs enable participants to explore multicultural relations, gain experiential knowledge of real-world problems, and be provided with the tools to promote civic engagement.

**For more information contact:**  
**[otisce@otis.edu](mailto:otisce@otis.edu), 310-665-6850 or**  
**[www.otis.edu/ce](http://www.otis.edu/ce)**

## JAPAN: Exploring Anime and Manga!

**Free Information Session:**  
**Sunday, January 10, 2016**  
**1:30pm-2:30pm**

Explore the art of Japanese Anime and Manga characterized by colorful graphics, vibrant characters, and fantastic themes. Experience how these images have inspired television, cinema, video games, graphic novels, and toys throughout the world. Discover the cultural centers of Tokyo through guided walking tours, as well as visits to the Tokyo Toy Museum, the Ghibli Museum, and the toy shopping areas of Tokyo.

**DESTINATION:**  
Tokyo, Japan

**DATES:**  
**March 17, 2016: Depart from Los Angeles (LAX)**  
**March 27, 2016: Return to Los Angeles (LAX)**

**ESTIMATED COST:**  
Otis Students, Alumni, and Faculty/Staff: \$3,200 (non-credit)  
Continuing Education Students: \$3,500 (non-credit)  
*(price subject to change based on number of participants; may be available for one unit of College Credit upon approval of your Department Chair or Dean; additional fees may apply.)*

## Open House

CONTINUING EDUCATION

Sunday, January 10, 2016 1-3pm

Goldsmith Campus in Westchester  
9045 Lincoln Boulevard, 2nd floor

For reservations and further information,  
please call 310-665-6850.

## TRAVEL to BRAZIL!

Brazil 2016 will present participants with information about and unique experiences within two major urban centers of Brazil: São Paulo, the largest metropolitan area (20 million inhabitants) in the southern hemisphere with its seemingly endless field of towers interspersed with significant architecture, landscapes and interiors, and Rio de Janeiro, with its extant Imperial and Colonial fabric, modern and contemporary architecture, as well as its ubiquitous favelas.

**DESTINATION:**  
Rio de Janeiro and São Paulo, Brazil

**DATES:**  
**May 22, 2016: Depart from Los Angeles (LAX)**  
**May 31, 2016: Return to Los Angeles (LAX)**

**ESTIMATED COST:**  
Otis Students, Alumni, Faculty, and Staff: \$3,260  
Continuing Education Students: \$3,600  
*(based on 12 participants, price subject to change based on number of participants)*

# DESIGN



For further information, please call 310-665-6850.  
To register, visit [www.otis.edu/ce](http://www.otis.edu/ce)

- › Digital Media Arts
- › Fashion Design
- › Graphic Design
- › Illustration
- › Interior and Home Design
- › Lighting Design
- › Product Design
- › Textile Surface Design

# Digital Media Arts

---

**DIGITAL MEDIA ARTS CERTIFICATE PROGRAM** is a sequence of 18 courses, providing intensive study in media arts for those beginning a new career, making a career change, or seeking to enhance their existing art, design, or teaching skills. The program combines the theoretical study of digital media with the acquisition of technical knowledge. The sequence was designed to prepare students for positions as digital artists in the below areas or to augment their current design practices and experience in: **Animation | Digital Imaging and Illustration | Digital Media Arts Education | Motion Graphics | Video Editing | Web Design**

Students use software applications most commonly used by design professionals. Practical training leads to the development of a professional portfolio. All digital courses are hands-on, taught in the computer lab, and include additional lab time on a sign-up basis at no additional cost.

---

## THE 18 COURSE SEQUENCE

### Foundation Courses [4]:

- XDWG1001** Drawing & Composition
- XGRD1101** Color Theory & Design
- XGRD5012** Fundamentals of 2-Dimensional Design
- XDMA9011** Introduction to Digital Design

### Core Courses [3]:

- XDMA9009** Digital Imaging I: Photoshop
- XDMA9121** Digital Drawing & Illustration I: Illustrator
- XDMA9122** Media Literacy (online course)

### Electives [2]:

To be selected from tracks other than student's primary specialization or from the Graphic Design or Illustration disciplines.

### Specialization Tracks [9]:

Students specialize in one area and take courses as listed.

---

## ESTIMATED TOTAL PROGRAM COST

The estimated program costs listed below are based on students completing two courses per term (nine terms) over a three-year period. Please refer to our website for detailed program costs. (<http://www.otis.edu/ce>) A completed Certificate Application and \$175.00 fee are required for official enrollment.

**Note:** Certificate program courses are open to all students 18 and over who fulfill prerequisites. Students, interested in taking certificate program courses for professional growth or personal development, are welcome to attend.

For further information, or to speak with a counselor, please call 310-665-6850.

---

**All courses take place at Otis College of Art and Design's Elaine & Bram Goldsmith Campus, unless otherwise noted.**

SPECIALIZATION TRACKS:

9 COURSES PER TRACK  
(CHOOSE A TRACK AND TAKE COURSES INDICATED)

Animation (SOC 27-1014\*)

- XDWG1014** Life Drawing
  - XILU6300** Character Design for Animation and Cartooning
  - XILU5019** Storyboarding for Film and Animation
  - XDMA9145** Digital Storytelling
  - XDMA9146** 2D Animation I
  - XDMA9147** 2D Animation II
  - XDMA9148** 3D Animation Principles
  - XDMA9149** 3D Animation: Maya
  - XDMA9223** Final Portfolio: Professional Practices
- Estimated total cost: \$13,195\*\*

Digital Imaging and Illustration (SOC 27-1014\*)

- XGRD5014** Introduction to Graphic Design
  - XDWG1014** Life Drawing
  - XILU5019** Storyboarding for Film and Animation
  - XILU5020** Quick Sketch Techniques
  - XDMA9136** Digital Imaging II: Photoshop
  - XDMA9137** Digital Imaging III: Photoshop
  - XDMA9221** Digital Drawing & Illustration II: Illustrator
  - XDMA9222** Digital Media Arts: Advanced Projects
  - XDMA9223** Final Portfolio: Professional Practices
- Estimated total cost: \$12,915\*\*

Digital Media Arts Education (SOC 25-3099\*)

- XDMA9157** Media Arts Tools
  - XDMA9145** Digital Storytelling
  - XPHO2600** Digital Photography
  - XDMA9159** Time-Based Media
  - XDMA9160** Design Based Learning
  - XDMA9161** Managing the Media Arts Studio
  - XDMA9162** Assessment Strategies
  - XDMA9163** Curriculum Development
  - XDMA9164** Creating the Digital Portfolio
- Estimated total cost: \$13,475\*\*

Motion Graphics (SOC 27-1014\*)

- XGRD5014** Introduction to Graphic Design
  - XGRD5029** Typography I
  - XGRD5030** Typography II
  - XILU5019** Storyboarding for Film and Animation
  - XDMA9136** Digital Imaging II: Photoshop
  - XDMA9142** Motion Graphics I
  - XDMA9143** Motion Graphics II
  - XDMA9144** Editing I
  - XDMA9223** Final Portfolio: Professional Practices
- Estimated total cost: \$12,915\*\*

Video Editing (SOC 27-4032\*)

- XILU5019** Storyboarding for Film and Animation
  - XDMA9145** Digital Storytelling
  - XDMA9151** Video Production: Camera, Lighting, & Sound
  - XDMA9152** Editing I
  - XDMA9153** Editing II
  - XDMA9154** Sound Editing
  - XDMA9155** Motion Graphics I
  - XDMA9156** Editing III
  - XDMA9223** Final Portfolio: Professional Practices
- Estimated total cost: \$13,755\*\*

Web Design (SOC 15-1134\*)

- XGRD5014** Introduction to Graphic Design
  - XGRD5029** Typography I
  - XDMA9135** Web Design I
  - XDMA9136** Digital Imaging II
  - XDMA9138** Flash I
  - XDMA9139** Web Design II
  - XDMA9140** Web Design III
  - XDMA9141** Web Design IV
  - XDMA9223** Final Portfolio: Professional Practices
- Estimated total cost: \$13,475\*\*

\*Department of Labor Standard Occupational Code

\*\*Estimated costs include application, tuition, registration, insurance, supplies, and books

## FOUNDATION COURSES:

---

### Drawing & Composition

This beginning course develops skills in the elements of drawing and composition. Through demonstration, class exercises, and critiques, students explore concepts including contour line, cross contour, modeling, uses of marks to show form and space, perspective, scale and measurement, and positive/negative space.

**Prerequisite:** None

**First class materials for Adams:** One box of Staedler Mars graphite pencils 6H to 8B; one roll of drafting tape or artists tape (low tack tape), 1/2" thick; one Staedler Mars white plastic eraser; one pencil sharpener; one Masonite drawing board with two clips and pink rubber band (large enough to hold an 18" x 24" sketch pad; one 18" x 24" Strathmore recycled drawing tablet (dark green cover) or Strathmore drawing tablet (brown cover)

**First class materials for Bledsoe:** 18" x 24" newsprint pad, drawing board, 9" x 12" sketchbook, charcoal pencils (HB, 2B, 4B), graphite pencils, ebony pencil, kneaded eraser, retractable knife, pencil sharpener

**First class materials for Jones:** Drawing board; 18" x 24" sketchpad (Strathmore, Canson, Aquabee); 11" x 14" sketchbook; Charcoal pencils: hard (HB or B), medium (2B or 4B), soft (6B or 8B); Pastel pencils: Faber-Castell "PITT" or Stabilo "CarbOthello" pencils, NO Conte' pastel pencils; Pastel colors: dark sepia in PITT and one or two other dark earth-tones, blues, reds; Colored pencils: Faber-Castell "Polychromos" and Berol "Prisma-color" Colors: two or three in dark colors (black, reds, blues, etc.; Do not get watercolor versions of these pencils) Kneaded rubber eraser; Eraser shield; Razor blades; Small piece #100 sandpaper (3" x 4"); Chamois; 18" x 2" "See-Thru Ruler" (plastic)

*January 31 – April 24 (no mtg. 3/27)  
Sun 9:30am–12:30pm / 12 sessions / 20 students*

**Reg# 15334:** \$435 Non-credit

**Reg# 15335:** \$475 Certificate Credit

**Reg# 15336:** \$1320 College Credit (1.0)

*Instructor: Beverly Bledsoe*

*XDWG1001*

*January 31 – April 24 (no mtg. 3/27)  
Sun 1:30–4:30pm / 12 sessions / 20 students*

**Reg# 15340:** \$435 Non-credit

**Reg# 15341:** \$475 Certificate Credit

**Reg# 15342:** \$1320 College Credit (1.0)

*Instructor: Lisa Adams*

*XDWG1001*

*February 2 – April 26 (no mtg. 3/22)  
Tues 7:00–10:00pm / 12 sessions / 20 students*

**Reg# 15337:** \$435 Non-credit

**Reg# 15338:** \$475 Certificate Credit

**Reg# 15339:** \$1320 College Credit (1.0)

*Instructor: Ken Jones*

*XDWG1001*

### Color Theory & Design

An essential course for anyone pursuing or currently working in any art or design field who must communicate effectively with color. Confidence and skill are developed through weekly color-mixing exercises and homework projects using gouache. Through lecture, demonstration, critique, and practical experience, students investigate color theory, historical color comparison, color in nature, and analyze masterpiece color. Lectures include the phenomena of color and light and the use of color as a marketing tool.

**Prerequisite:** None (may be taken concurrently with XGRD5012 Fundamentals of 2-Dimensional Design)

**First class materials for Case:** Note-taking materials

*January 30 – April 23 (no mtg. 3/26)  
Sat 2:00–5:00pm / 12 sessions / 16 students*

**Reg# 15206:** \$435 Non-credit

**Reg# 15207:** \$475 Certificate Credit

**Reg# 15208:** \$1320 College Credit (1.0)

*Instructor: Staff*

*XGRD1101*

*February 2 – April 26 (no mtg. 3/22)  
Tues 7:00–10:00pm / 12 sessions / 16 students*

**Reg# 15209:** \$435 Non-credit

**Reg# 15210:** \$475 Certificate Credit

**Reg# 15211:** \$1320 College Credit (1.0)

*Instructor: Cole Case*

*XGRD1101*



## Fundamentals of 2-Dimensional Design

This foundation-level course introduces design for the beginner through the application and understanding of 2-dimensional elements and principles. Course offers preparation for beginners and professionals in several design areas. Weekly achromatic (non-color) projects deal with fundamentals of line, space, directional movement, balance, value, texture, pattern, and monochromes. Confidence in hand skills is developed and a final project in the student's area of interest is required. Students gain exposure to a range of current and historical design forms. Class includes studio time, slide lectures, and critique.

**Prerequisite:** None (may be taken concurrently with XGRD1101 Color Theory & Design)

**First class materials for Blake:** 8 1/2"x11" paper, 2H pencil, 2" x 18" clear plastic grid ruler, black chisel-point marker, micro fine-line black pen, pencil sharpener, eraser, Pentel brand fine-point white correction pen, 3M correction tape (1/4" or smaller)

**First class materials for Osherow:** Sketchbook, pencil, ruler, medium and broad point black felt markers

*January 30 – April 23 (no mtg. 3/26)*

*Sat 10:00am–1:00pm / 12 sessions / 16 students*

**Reg# 15212:** \$435 Non-credit

**Reg# 15213:** \$475 Certificate Credit

**Reg# 15214:** \$1320 College Credit (1.0)

*Instructor: Staff*

XGRD5012

*February 4 – April 28 (no mtg. 3/24)*

*Thur 7:00–10:00pm / 12 sessions / 16 students*

**Reg# 15215:** \$435 Non-credit

**Reg# 15216:** \$475 Certificate Credit

**Reg# 15217:** \$1320 College Credit (1.0)

*Instructor: Randy Osherow*

XGRD5012

## Early Bird Discount

Otis Continuing Education offers a \$50 discount on most courses, for students enrolling on or before the Open House on January 10, 2016.

For more information, see page 101.

## Introduction to Digital Design

Learn the basics of computer operation for graphics applications. Instruction focuses on the Mac platform and introduces students to hierarchical structure, graphic interface, and various applications. Students are exposed to a wide array of digital graphics software applications including: Adobe Illustrator, Adobe Photoshop, QuarkXpress, Adobe InDesign, Adobe Flash, and Adobe Dreamweaver. (Please note: software varies depending on course emphasis.) This hands-on course is taught in the Otis computer lab, and includes additional lab time on a sign-up basis at no additional cost.

**Prerequisite:** XCMP9200 Basic Computer Operations or equivalent knowledge

**First class materials for Godwin:** USB Flash Drive; Please test functionality of disk before use.

**First class materials for Marinaccio:** USB Flash Drive; note-taking materials

### (Emphasis: Web Design/Multimedia)

*January 30 – April 9 (no mtg. 3/26)*

*Sat 1:00–4:00pm / 10 sessions / 16 students*

**Reg# 15123:** \$745 Non-credit

**Reg# 15124:** \$780 Certificate Credit

**Reg# 15125:** \$1620 College Credit (1.0)

*Instructor: Moshé L. Godwin*

XDMA9011

### (Emphasis: Graphic Design/Print)

*February 3 – April 13 (no mtg. 3/23)*

*Wed 7:00–10:00pm / 10 sessions / 16 students*

**Reg# 15126:** \$745 Non-credit

**Reg# 15127:** \$780 Certificate Credit

**Reg# 15128:** \$1620 College Credit (1.0)

*Instructor: Kathleen Marinaccio*

XDMA9011

## CORE COURSES:

### Digital Imaging I: Photoshop

Students are introduced to digital imaging on the Mac using Adobe Photoshop. Instruction focuses on the basic functions of the program for image manipulation, which include tools and palettes, image resolution, file formats, and input/output options. Course offers real-world solutions for professionals and artists. This hands-on course is taught in the Otis computer lab, and includes additional lab time on a sign-up basis at no additional cost.

**Prerequisite:** XDMA9011 Introduction to Digital Design

**First class materials:** USB Flash Drive

*February 2 – April 12 (no mtg. 3/22)*

*Tues 7:00–10:00pm / 10 sessions / 16 students*

**Reg# 15135:** \$745 Non-credit

**Reg# 15136:** \$780 Certificate Credit

**Reg# 15137:** \$1620 College Credit (1.0)

*Instructor: Julie Robey*

*XDMA9009*

### Digital Drawing & Illustration I: Illustrator

Students are introduced to illustration and drawing on the Mac using Adobe Illustrator. Instruction focuses on the basic functions of the program including the use of the tool palette, menus, layers, color palette, and tracing tools for use in the design of logos, packaging, publications, signage, and illustrations. Course offers real-world solutions for professionals and artists. This hands-on course is taught in the Otis computer lab, and includes additional lab time on a sign-up basis at no additional cost.

**Prerequisite:** XDMA9011 Introduction to Digital Design, XDWG1001 Drawing & Composition

**First class materials:** USB Flash Drive

*February 2 – April 12 (no mtg. 3/22)*

*Tues 7:00–10:00pm / 10 sessions / 16 students*

**Reg# 15129:** \$745 Non-credit

**Reg# 15130:** \$780 Certificate Credit

**Reg# 15131:** \$1620 College Credit (1.0)

*Instructor: Moshé L. Godwin*

*XDMA9121*

## Open House

### CONTINUING EDUCATION

Sunday, January 10, 2016 1-3pm

Goldsmith Campus in Westchester  
9045 Lincoln Boulevard, 2nd floor

For reservations and further information,  
please call 310-665-6850.

### Media Literacy

#### Online Course

This course focuses on the importance of accessing, deconstructing, analyzing and evaluating the media. Students look at the media through an historical lens in order to better understand cultural values presented. Course explores the impact of the media on daily lives and questions what is in the frame, how it is constructed, as well as what may have intentionally or unintentionally left out of view. Through lectures, group discussions, assignments and media presentations, students develop an understanding of visual language and the ability to decode the symbols transmitted via the media. Please note: Course takes place completely online in an asynchronous environment. Material will be uploaded weekly on Monday evenings, 7:00pm (Pacific Time). Login information will be forwarded following student registration. **Enrollment deadline: Mon., 2/1/2016.**

**Prerequisites:** None

**First class materials:** Operating system requirements: Mac users – OS X Snow Leopard or higher; PC users – Windows XP or higher

*February 1 – April 18 (no mtg. 2/15, 3/21)*

*Weekly / 10 weeks / 16 students*

**Reg# 15173:** \$435 Non-credit

**Reg# 15174:** \$475 Certificate Credit

**Reg# 15175:** \$1320 College Credit (1.0)

*Instructor: Ruth Ann Anderson*

*XDMA9122*

## SPECIALIZATION TRACK COURSES:

(LISTED BY COURSE #)

### Web Design I

Students learn by real-world example, in-class projects, and lecture how to successfully approach any design and technology project for the Internet, whether an international music company or a small single person site. Course covers the creative, strategic, and technological aspects of the medium. Students learn how to execute a project from start to finish combining the essential elements of creating a launch strategy, stealth design, and best practices in technology, communication, and integration. Course is geared toward arming students with real-world skills, and includes design critiques and studio time with the instructors, as well as “Golden Rules” business practices that will make any project undertaken a smashing success.

**Prerequisite:** Basic knowledge of Photoshop and PowerPoint. Note: HTML is not necessary but a like skill will be necessary for real implementation.

**First class materials:** USB Flash Drive

*February 3 – April 13 (no mtg. 3/23)*

*Wed 7:00–10:00pm / 10 sessions / 16 students*

**Reg# 15144:** \$745 Non-credit

**Reg# 15145:** \$780 Certificate Credit

**Reg# 15146:** \$1620 College Credit (1.0)

*Instructor: Jessica Robins-Thompson*

*XDMA9135*

### Digital Imaging III

This course is designed for students who have experience in image manipulation on the Mac. Students have the opportunity to create original art using various programs. Instruction focuses on creating and editing images from input devices such as digital cameras, color scanners, and film scanners. Students learn publishing and layout techniques for various output options including color laser and wide format. Course offers real-world solutions for professionals and artists. This hands-on course is taught in the Otis computer lab, and includes additional lab time on a sign-up basis at no additional cost.

**Prerequisite:** XDMA9136 Digital Imaging II

**First class materials:** USB Flash Drive

*February 3 – April 13 (no mtg. 3/23)*

*Wed 7:00–10:00pm / 10 sessions / 16 students*

**Reg# 15168:** \$745 Non-credit

**Reg# 15169:** \$780 Certificate Credit

**Reg# 15170:** \$1620 College Credit (1.0)

*Instructor: Eugene Ahn*

*XDMA9137*

### Video Editing I

This hands-on course provides a strong introduction and foundation in nonlinear video editing skills and techniques. Editing software such as Final Cut Pro is used to create projects that focus on continuity, screen direction, and narrative clarity. Technical topics covered include: capturing and logging, organizing workflow, building rough cuts by working with timelines and clips, refining rough cuts through the use of trimming, refining edit points, and applying transitions. Working in small teams, the class's primary project is a short narrative silent video, which is then used as the basis to explore editing approaches and techniques. Using the same footage, each student creates their own edit of the narrative, refining and focusing it over the course of the term. Hands-on tutorials reinforce technical editing concepts introduced in lecture and demonstrations. Films and videos that demonstrate key concepts from lecture material are screened and discussed. Students also learn basic terminology and receive an overview of career options in the editing field.

**Prerequisite:** XILU5019 Storyboarding for Animation & Film; XDMA9145 Digital Storytelling; XDMA9151 Video Production: Camera, Lighting, & Sound

**First class materials:** USB Flash Drive

*February 3 – April 13 (no mtg. 3/23)*

*Wed 7:00–10:00pm / 10 sessions / 16 students*

**Reg# 15165:** \$745 Non-credit

**Reg# 15166:** \$780 Certificate Credit

**Reg# 15167:** \$1620 College Credit (1.0)

*Instructor: Chris Rowland*

*XDMA9152*

## Early Bird Discount

Otis Continuing Education offers a \$50 discount on most courses, for students enrolling on or before the Open House on January 10, 2016. For more information, see page 101.

## Web Design II

### Online Course

In this course, students learn the fundamentals of web site authoring. Course covers basic HTML, preparing images for the web, site planning, and web page construction. Additional topics include flow chart and storyboard design, content development, search engines, an introduction to HTML5, Adobe Dreamweaver, the Box Model, complex navigation, responsive Design and current issues and events involving the Internet. Software includes most current Adobe Creative Suite as well as Plain Text Format. Students build a web site composed of the final project made during the semester. E-mail, an important component of the class experience, is required. **Enrollment Deadline: Tues., 2/2/2016.**

**Prerequisite:** Introduction to Photoshop or equivalent knowledge

**First class materials:** Operating system requirements: Mac users – OS X Snow Leopard or higher; PC users – Window XP or higher; students will receive access to Creative Cloud (or similar) to ensure consistent software.

*February 2 – April 12 (no mtg. 3/22)*

*Weekly / 10 weeks / 16 students*

**Reg# 15147:** \$435 Non-credit

**Reg# 15148:** \$475 Certificate Credit

**Reg# 15149:** \$1320 College Credit (1.0)

*Instructor: Ruth Ann Anderson*

*XDMA9139*

## Web Design IV

In this course students design web sites with the latest advanced web technologies, including animation, sound, Flash, JavaScripts, Style Sheets and HTML5. Students learn advanced WYSIWYG software applications used to create state-of-the-art web design, effects, and navigation. Additional topics include flow chart and storyboard design,

content development, search engines, web scripting, uploading web pages, and current issues and events involving the Internet. In this course, students create their own website, research hosts and obtain a domain name culminating in uploading their site. Software includes Adobe Creative Suite and HTML5. E-mail, an important component of the class experience, is required. This hands-on course is taught in the Otis computer lab, and includes additional lab time on a sign-up basis at no additional cost.

**Prerequisite:** XDMA9140 Web Design III

**First class materials:** USB Flash Drive

*January 31 – April 10 (no mtg. 3/27)*

*Sun 1:30–4:30pm / 10 sessions / 16 students*

**Reg# 15150:** \$745 Non-credit

**Reg# 15151:** \$780 Certificate Credit

**Reg# 15152:** \$1620 College Credit (1.0)

*Instructor: Eugene Ahn*

*XDMA9141*

## Motion Graphics II

This course explores advanced concepts of motion design as they relate to the use of Adobe After Effects on the Mac. Course reinforces many of the best practices and techniques learned in Motion Graphics I along with introducing new ones. Guided tutorials are used to help students learn helpful production methods and effects. Each class session involves lectures, technical demonstrations, and professional examples of motion graphics used in broadcast media. Assignments cover the advanced use of After Effects tools, composition and design, storyboarding, project planning, and adding both music and sound synchronization. Course offers real-world solutions for professionals and artists. This hands-on course is taught in the Otis computer lab, and includes additional lab time on a sign-up basis at no additional cost.

**Prerequisite:** XDMA9136 Digital Imaging II; XDMA9142 Motion Graphics I

**First class materials:** USB Flash Drive

*February 2 – April 12 (no mtg. 3/22)*

*Tues 7:00–10:00pm / 10 sessions / 16 students*

**Reg# 15138:** \$745 Non-credit

**Reg# 15139:** \$780 Certificate Credit

**Reg# 15140:** \$1620 College Credit (1.0)

*Instructor: Jeff Kaisershot*

*XDMA9143*



## Digital Storytelling

In this hands-on workshop, participants use digital tools to tell their own 'true stories' in a compelling and emotionally engaging form. They produce a two- to five-minute video narrative, combining words, images, music, and other media to artfully present a message. Projects may include memoir, description, and informative prose, among many other possibilities. Course also covers brainstorming and storyboarding techniques. (Note for Educators Track participants: This prototype assignment serves as a template that can be replicated in the classroom with many variations: narrative about literary characters, historical figures and events, instructional guides, etc.)

**Prerequisite:** XDMA9011 Introduction to Computer Graphics

**First class materials:** USB Flash Drive

*January 31 – April 10 (no mtg. 3/27)*

*Sun 1:30–4:30pm / 10 sessions / 16 students*

**Reg# 15159:** \$745 Non-credit

**Reg# 15160:** \$780 Certificate Credit

**Reg# 15161:** \$1620 College Credit (1.0)

*Instructor: Staff*

*XDMA9145*

## 2D Animation I

A study of 2D Animation for feature film, television, and the web using Adobe Flash CS4 as the primary tool. Students study the basics of timing, weight, and anticipation and apply these skills through storyboarding and character design.

**Prerequisite:** XDMA9011 Introduction to Digital Design; XDMA9009 Digital Imaging I

**First class materials:** USB Flash Drive

*February 4 – April 14 (no mtg. 3/24)*

*Thur 7:00–10:00pm / 10 sessions / 16 students)*

**Reg# 15141:** \$745 Non-credit

**Reg# 15142:** \$780 Certificate Credit

**Reg# 15143:** \$1620 College Credit (1.0)

*Instructor: Luis Ruiz*

*XDMA9146*



## 3D Modeling

This course covers the principles of computer graphics and visual effects through the production of three-dimensional, computer-generated animation utilizing Maya. Focuses on establishing a working knowledge of Maya's suite of tools, as well as building a foundation within 3D media. Through the creation of projects, students gain an understanding of modeling, lighting, animation, and rendering.

**Prerequisite:** XDMA9011 Introduction to Digital Design; XDMA9009 Digital Imaging I; XDMA9146 2D Animation I

**First class materials:** USB Flash Drive

*January 31 – April 10 (no mtg. 3/27)*

*Sun 1:00–4:00pm / 10 sessions / 16 students*

**Reg# 15156:** \$745 Non-credit

**Reg# 15157:** \$780 Certificate Credit

**Reg# 15158:** \$1620 College Credit (1.0)

*Instructor: Luis Ruiz*

*XDMA9148*

## Digital Drawing & Illustration II: Adobe Illustrator

This course focuses on the exploration of advanced digital drawing techniques with Adobe Illustrator using the Macintosh. Various approaches to utilizing Adobe Illustrator's tools are explored via lecture, guided hands-on tutorials, and homework projects. Course also offers instruction on effectively combining both vector and raster-based images into large-scale print projects. Students are challenged to combine their imagination with Adobe Illustrator to create real-world, professional, visually engaging, artistic solutions.

**Prerequisite:** Digital Drawing & Illustration: Adobe Illustrator or equivalent knowledge

**First class materials:** 128 MB USB Flash Drive or Jump Drive

*February 3 – April 13 (no class mtg. 3/23)*

*Wed 7:00–10:00pm / 10 sessions / 16 students*

**Reg# 15132:** \$745 Non-credit

**Reg# 15133:** \$780 Certificate Credit

**Reg# 15134:** \$1620 College Credit (1.0)

*Instructor: Moshé Godwin*

*XDMA9221*

Visit our web site:

[www.otis.edu](http://www.otis.edu)

## Final Portfolio

For advanced students enrolled in the Digital Media Arts certificate program. In this course students create a portfolio from work produced throughout their course of study. The instructor provides individualized critique regarding technical and conceptual development and offers guidance for developing an effective portfolio. Also covers presentation skills. Students work independently and meet with the instructor weekly.

**Prerequisite:** Students in all areas of specialization (except the Arts Education track) must enroll during their last semester, prior to graduation.

*Dates to be arranged*

*Day and time to be arranged with instructor*

*6 sessions / limited enrollment*

**Reg# 15171:** \$780 Certificate Credit

**Reg# 15172:** \$1620 College Credit (1.0)

*Instructor: Students request instructor*

*XDMA9223*

## Life Drawing

This beginning/intermediate course emphasizes the structure and proportion of the human form. While drawing from the live model, studio instruction includes quick sketch, long, and short poses. Students work in a variety of drawing media. Course may be repeated.

**Prerequisite:** XDWG1001 Drawing & Composition

**First class materials:** Drawing pencils, kneaded eraser, compressed charcoal, 18" x 24" newsprint pad, drawing board.

*February 2 – April 26 (no mtg. 3/22)*

*Tues 7:00–10:00pm / 12 sessions / 18 students*

**Reg# 15343:** \$435 Non-credit

**Reg# 15344:** \$475 Certificate Credit

**Reg# 15345:** \$1320 College Credit (1.0)

*Instructor: Chris Warner*

*XDWG1014*

## Introduction to Graphic Design

This foundation course familiarizes students with the basic principles of composition, design methodologies, and career options in professional visual communication design. Through weekly hands-on assignments and in-depth slide lectures on layout, typography, symbol design, photography, digital imaging and illustration, students become acquainted with a wide variety of topics in contemporary graphic design. This is an excellent course in which to start building a professional design portfolio. Students can complete their assignments using their own computer or by traditional techniques that are discussed by the instructor in conjunction with each assignment.

**Prerequisite:** None

**First class materials:** Note-taking materials

*January 30 – April 9 (no mtg. 3/26)*

*Sat 1:00–4:00pm / 10 sessions / 16 students*

**Reg# 15203:** \$435 Non-credit

**Reg# 15204:** \$475 Certificate Credit

**Reg# 15205:** \$1320 College Credit (1.0)

*Instructor: Debra Valencia*

*XGRD5014*

## Typography I

*Online Course*

This studio course considers type selection and type production. Special emphasis is on the mechanics of type including measurements, type spacing, and composition. Analysis of basic letterforms, drawing and inking techniques, and letter indication are stressed. Students produce a small booklet or a poster.

**Prerequisite:** None

**First class materials:** Thin and thick black markers, 8 1/2" x 11" white bond, 12" Schaedler Precision Ruler

*February 10 – April 20 (no mtg. 3/23)*

*Weekly / 10 sessions / 16 students*

**Reg# 15218:** \$435 Non-credit

**Reg# 15219:** \$475 Certificate Credit

**Reg# 15220:** \$1320 College Credit (1.0)

*Instructor: Lorna Turner*

*XGRD5029*

## Character Design for Animation and Cartooning

In this course, students learn to create believable and interesting characters for cartoons and animation. Course covers staging, silhouette, posture, structure, costume, color, and shapes, enabling students to create original entertaining characters by imbuing them with human traits. Explores the art of popular cartoonists, animation characters, and design types. Also includes where to apply your skills including internet, advertising, animation, video games, and illustration markets.

**Prerequisite:** None

**First class materials:** *Cartoon Animation* by Preston Blair, any size paper, pencils (any kind), tracing paper, a cheap mirror

*February 2 – April 12 (no mtg. 3/22)*

*Tues 7:00–10:00pm / 10 sessions / 16 students*

**Reg# 15249:** \$435 Non-credit

**Reg# 15250:** \$475 Certificate Credit

**Reg# 15251:** \$1320 College Credit (1.0)

*Instructor: Lenord Robinson*

*XILU6300*

**NEW!**

## Digital Page Layout and Print Production

Explore the power of InDesign while designing a three-piece self-promotion series. In this course, students learn everything they need to know to handle any offset print job. Students design and prepare for print: full color business cards, calendars, and press kits. Also includes a tour of Color Net Press, an off-set printing plant, Express Press, a digital printing plant, and a presentation from Smart Paper. (Business cards to be printed at students' expense. Approximate cost: \$85 for double sided full color cards.)

**Prerequisite:** XDMA9011 Introduction to Digital Design

**First class materials:** \$35 payable to the instructor at first class meeting for 4GB Flash drive, pen, and notebook.

*January 31 – April 10 (no mtg. 3/27)*

*Sun 9:00am–12:00pm / 10 sessions / 16 students*

**Reg# 15452:** \$745 Non-credit

**Reg# 15453:** \$780 Certificate Credit

**Reg# 15454:** \$1620 College Credit (1.0)

*Instructor: Kathleen Marinaccio*

*XGRD5026*

**NEW!**

## Digital Photography

### *Blended Course*

This course explores digital photography techniques for fine art, portrait, editorial, and documentary genres of image-making. Students use digital cameras in manual mode and a variety of program modes, while focusing on composition, exposure, and working with available and artificial light. Course covers use of Adobe Photoshop Lightroom image management software to edit and organize images, as well as planning workflows to help the photographer successfully satisfy project requirements portraying subject, space, and idea. This course is presented in a ten-week blended format including seven face-to-face meetings and three online meetings. Students work with their own DSLR camera or mirrorless digital camera. One face-to-face meeting is a photo shoot field trip. All other face-to-face class meetings are held in the Otis computer lab. Students enrolled in the course can access the computers and software in these facilities outside of class meetings. The course's online modules can be accessed from any computer with an Internet connection.

**Prerequisites:** Introduction to Photography or equivalent experience.

**First class materials:** Digital SLR camera or digital mirrorless camera with capability to function in fully manual settings, save images in RAW file format, and accept interchangeable lenses.

*February 2 – April 12 (no mtg. 3/22)*

*Tues 7:00–10:00pm / 10 sessions / 14 students*

*(Every third session is conducted online)*

**Reg# 15420:** \$745 Non-credit

**Reg# 15421:** \$780 Certificate Credit

**Reg# 15422:** \$1620 College Credit (1.0)

*Instructor: Eugene Ahn & Joanne Kim*

*XPHO2600*

## Open House

### CONTINUING EDUCATION

Sunday, January 10, 2016 1-3pm

Goldsmith Campus in Westchester  
9045 Lincoln Boulevard, 2nd floor

For reservations and further information,  
please call 310-665-6850.

# Fashion Design

**FASHION DESIGN CERTIFICATE PROGRAM** is a sequence of 18 courses for those beginning a new career, augmenting an existing career, or seeking to enhance their existing art and design skills. The program is geared for the adult learner and is designed to prepare students for an entry level position in the fashion industry as a fashion designer (SOC 27-1022\*), designer's assistant (SOC 27-1022\*), or patternmaker (SOC 51-6092\*).

The program meets the professional industry standards outlined by Otis School of Fashion Design, the leading educational program nationwide. Study begins with the development of an understanding of design in dress, and leads to a translation of that knowledge into practical manufacturing requirements. Courses provide intensive, practical training leading to the development of a professional portfolio.

## THE 18 COURSE SEQUENCE

### Foundation Courses [4]:

- XDWG1001** Drawing & Composition
- XGRD1101** Color Theory & Design
- XGRD5012** Fundamentals of 2-Dimensional Design
- XDWG1014** Life Drawing

### Core Courses [12]:

- XFSH3000** Introduction to Fashion Design
- XFSH3201** History of Costume
- XFSH3001** Introduction to Apparel Construction
- XFSH3028** Figure Drawing for Fashion
- XFSH3056** Fashion Illustration
- XFSH3019** Sewing I
- XFSH3014** Draping I
- XFSH3015** Patternmaking I
- XFSH3126** Textiles for Fashion
- XFSH4031** Digital Design for Fashion
- XFSH3132** Design Studio
- XFSH5500** Final Project: Designing and Marketing a Fashion Line

### Electives [2]:

Students may select full-unit courses from the Fashion program to receive elective credit.

### Certificate Curriculum

Students who are currently enrolled in the Fashion Certificate Program should contact the Continuing Education department to review their certificate requirements. For further information on this certificate program or to speak with a counselor, please call 310-665-6850.

## ESTIMATED TOTAL PROGRAM COST

The estimated program costs listed below are based on students completing two courses per term (nine terms) over a three-year period.

Certificate Application:	\$175
Tuition:	\$8,020
Fees:	\$351
Supplies & Books:	\$2,400
<b>Total:</b>	<b>\$10,946</b>

## LOCATION

Most Foundation courses take place at Otis' Elaine & Bram Goldsmith Campus in Westchester.

Most Core courses take place at the Otis School of Fashion Design at the California Market Center, 110 East 9th Street, Suite C201, in Downtown Los Angeles. Located in the Los Angeles Fashion District, the California Market Center is the largest apparel mart in the country. In addition to serving as the home for Otis' School of Fashion Design, it houses over 10,000 fashion collections in 1,500 showrooms. Unless otherwise indicated, classes in the School of Fashion Design will meet at this location. Room assignments for Continuing Education courses will be posted outside the Fashion Office, Room C201.

**Note:** Certificate program courses are open to all students. Students, interested in taking certificate program courses for professional growth or personal development, are welcome to attend.

For further information, or to speak with a counselor, please call 310-665-6850.

## FOUNDATION COURSES:

**All Foundation courses take place at the Elaine & Bram Goldsmith Campus, unless otherwise noted.**

### Drawing & Composition

This beginning course develops skills in the elements of drawing and composition. Through demonstration, class exercises, and critiques, students explore concepts including contour line, cross contour, modeling, uses of marks to show form and space, perspective, scale and measurement, and positive/negative space.

**Prerequisite:** None

**First class materials for Adams:** One box of Staedler Mars graphite pencils 6H to 8B; one roll of drafting tape or artists tape (low tack tape), 1/2" thick; one Staedler Mars white plastic eraser; one pencil sharpener; one Masonite drawing board with two clips and pink rubber band (large enough to hold an 18" x 24" sketch pad; one 18" x 24" Strathmore recycled drawing tablet (dark green cover) or Strathmore drawing tablet (brown cover)

**First class materials for Bledsoe:** 18" x 24" newsprint pad, drawing board, 9" x 12" sketchbook, charcoal pencils (HB, 2B, 4B), graphite pencils, ebony pencil, kneaded eraser, retractable knife, pencil sharpener

**First class materials for Jones:** Drawing board; 18" x 24" sketchpad (Strathmore, Canson, Aquabee); 11" x 14" sketchbook; Charcoal pencils: hard (HB or B), medium (2B or 4B), soft (6B or 8B); Pastel pencils: Faber-Castell "PITT" or Stabilo "CarbOthello" pencils, NO Conte' pastel pencils; Pastel colors: dark sepia in PITT and one or two other dark earth-tones, blues, reds; Colored pencils: Faber-Castell "Polychromos" and Berol "Prisma-color" Colors: two or three in dark colors (black, reds, blues, etc.; Do not get watercolor versions of these pencils) Kneaded rubber eraser; Eraser shield; Razor blades; Small piece #100 sandpaper (3" x 4"); Chamois; 18" x 2" "See-Thru Ruler" (plastic)

*January 31 – April 24 (no mtg. 3/27)*  
*Sun 9:30am–12:30pm / 12 sessions / 20 students*  
**Reg# 15334:** \$435 Non-credit  
**Reg# 15335:** \$475 Certificate Credit  
**Reg# 15336:** \$1320 College Credit (1.0)  
*Instructor: Beverly Bledsoe*  
*XDWG1001*

*January 31 – April 24 (no mtg. 3/27)*  
*Sun 1:30–4:30pm / 12 sessions / 20 students*  
**Reg# 15340:** \$435 Non-credit  
**Reg# 15341:** \$475 Certificate Credit  
**Reg# 15342:** \$1320 College Credit (1.0)  
*Instructor: Lisa Adams*  
*XDWG1001*

*February 2 – April 26 (no mtg. 3/22)*  
*Tues 7:00–10:00pm / 12 sessions / 20 students*  
**Reg# 15337:** \$435 Non-credit  
**Reg# 15338:** \$475 Certificate Credit  
**Reg# 15339:** \$1320 College Credit (1.0)  
*Instructor: Ken Jones*  
*XDWG1001*

### Color Theory & Design

An essential course for anyone pursuing or currently working in any art or design field who must communicate effectively with color. Confidence and skill are developed through weekly color-mixing exercises and homework projects using gouache. Through lecture, demonstration, critique, and practical experience, students investigate color theory, historical color comparison, color in nature, and analyze masterpiece color. Lectures include the phenomena of color and light and the use of color as a marketing tool.

**Prerequisite:** None (may be taken concurrently with XGRD5012 Fundamentals of 2-Dimensional Design)

**First class materials for Case:** Note-taking materials

*January 30 – April 23 (no mtg. 3/26)*  
*Sat 2:00–5:00pm / 12 sessions / 16 students*  
**Reg# 15206:** \$435 Non-credit  
**Reg# 15207:** \$475 Certificate Credit  
**Reg# 15208:** \$1320 College Credit (1.0)  
*Instructor: Staff*  
*XGRD1101*

*February 2 – April 26 (no mtg. 3/22)*  
*Tues 7:00–10:00pm / 12 sessions / 16 students*  
**Reg# 15209:** \$435 Non-credit  
**Reg# 15210:** \$475 Certificate Credit  
**Reg# 15211:** \$1320 College Credit (1.0)  
*Instructor: Cole Case*  
*XGRD1101*





## Fundamentals of 2-Dimensional Design

This foundation-level course introduces design for the beginner through the application and understanding of 2-dimensional elements and principles. Course offers preparation for beginners and professionals in several design areas. Weekly achromatic (non-color) projects deal with fundamentals of line, space, directional movement, balance, value, texture, pattern, and monochromes. Confidence in hand skills is developed and a final project in the student's area of interest is required. Students gain exposure to a range of current and historical design forms. Class includes studio time, slide lectures, and critique.

**Prerequisite:** None (may be taken concurrently with XGRD1101 Color Theory & Design)

**First class materials for Blake:** 8 1/2"x11" paper, 2H pencil, 2" x 18" clear plastic grid ruler, black chisel-point marker, micro fine-line black pen, pencil sharpener, eraser, Pentel brand fine-point white correction pen, 3M correction tape (1/4" or smaller)

**First class materials for Osherow:** Sketchbook, pencil, ruler, medium and broad point black felt markers

*January 30 – April 23 (no mtg. 3/26)*

*Sat 10:00am–1:00pm / 12 sessions / 16 students*

**Reg# 15212:** \$435 Non-credit

**Reg# 15213:** \$475 Certificate Credit

**Reg# 15214:** \$1320 College Credit (1.0)

*Instructor: Staff*

*XGRD5012*

*February 4 – April 28 (no mtg. 3/24)*

*Thur 7:00–10:00pm / 12 sessions / 16 students*

**Reg# 15215:** \$435 Non-credit

**Reg# 15216:** \$475 Certificate Credit

**Reg# 15217:** \$1320 College Credit (1.0)

*Instructor: Randy Osherow*

*XGRD5012*

## Early Bird Discount

Otis Continuing Education offers a \$50 discount on most courses, for students enrolling on or before the Open House on January 10, 2016.

For more information, see page 101.

## Life Drawing

This beginning/intermediate course emphasizes the structure and proportion of the human form. While drawing from the live model, studio instruction includes quick sketch, long, and short poses. Students work in a variety of drawing media. Course may be repeated.

**Prerequisite:** XDWG1001 Drawing & Composition

**First class materials:** Drawing pencils, kneaded eraser, compressed charcoal, 18" x 24" newsprint pad, drawing board.

*February 2 – April 26 (no mtg. 3/22)*

*Tues 7:00–10:00pm / 12 sessions / 18 students*

**Reg# 15343:** \$435 Non-credit

**Reg# 15344:** \$475 Certificate Credit

**Reg# 15345:** \$1320 College Credit (1.0)

*Instructor: Chris Warner*

*XDWG1014*

## CORE COURSES:

### Introduction to Fashion Design

#### California Market Center Campus

Focusing on the world of fashion and the fashion business, this course covers how fashion apparel is designed, manufactured, marketed, and distributed. It is designed to capture the dynamics of the fashion industry, with its many components and possible career opportunities. Global suppliers to apparel manufacturers and the technological changes within the world of fashion are explored. Students are encouraged to investigate this ever-changing industry and the retail market it serves. Is it working? How does a designer meet consumer demand?

**Prerequisite:** *Fashion Design*, 3rd Edition, by Sue Jenkyn Jones and note-taking materials

**First class materials:** TBD

*January 30 – April 23 (no mtg. 3/26)*

*Sat 11:00am–2:00pm / 12 sessions / 18 students*

**Reg# 15176:** \$435 Non-credit

**Reg# 15177:** \$475 Certificate Credit

**Reg# 15178:** \$1320 College Credit (1.0)

*Instructor: Shpetim Zero*

*XFSH3000*

### Introduction to Apparel Construction

#### California Market Center Campus

This course introduces students to three major aspects of apparel production: patternmaking methods, draping techniques, and use of the industrial sewing machine. Course includes apparel production terminology and garment construction techniques. Covers dart manipulation, drafting a skirt block, and creating a complete pattern.

**Prerequisite:** None

**First class materials:** TBD

*January 31 – April 24 (no mtg. 3/27)*

*Sun 9:30am–12:30pm / 12 sessions / 12 students*

**Reg# 15179:** \$435 Non-credit

**Reg# 15180:** \$475 Certificate Credit

**Reg# 15181:** \$1320 College Credit (1.0)

*(\$35 lab fee payable upon registration)*

*Instructor: Morrison Jackson*

*XFSH3001*



January 31 – April 24 (no mtg. 3/27)  
Sun 1:30–4:30pm / 12 sessions / 12 students  
**Reg# 15182:** \$435 Non-credit  
**Reg# 15183:** \$475 Certificate Credit  
**Reg# 15184:** \$1320 College Credit (1.0)  
(\$35 lab fee payable upon registration)  
Instructor: Morrison Jackson  
XFSH3001

## Figure Drawing for Fashion

### Elaine & Bram Goldsmith Campus

Students draw from live models to develop an awareness of the proportions and movement of the elongated fashion figure. This course explores the visualization of various fabrics and garments on the figure.

**Prerequisite:** XDWG1001 Drawing & Composition, XDWG1014 Life Drawing

**First class materials:** Drawing Board, 18" x 24" white Bond paper pad, kneaded eraser, charcoal pencils (black, soft, medium, hard), Black Prisma-color pencils, sharpener, color marker set, small watercolor set

February 4 – April 28 (no mtg. 3/24)  
Thur 7:00–10:00pm / 12 sessions / 14 students  
**Reg# 15458:** \$435 Non-credit  
**Reg# 15459:** \$475 Certificate Credit  
**Reg# 15460:** \$1320 College Credit (1.0)  
Instructor: Diana Vitale  
XFSH3028

## Sewing I

### California Market Center Campus

This course introduces both general sewing techniques and the operation of industrial power machines. Students learn the theory of accurately sewing various parts of a garment together according to industrial standards. Students are assigned specific clothing projects.

**Prerequisite:** XFSH3001 Introduction to Apparel Construction

**First class materials:** 5 yards muslin, 2" x 18" clear ruler, fabric scissors, tape measure, industrial single-needle foot, bobbin and case, hand sewing needles, industrial sewing machine needles, white and colored spool or cone of thread, straight pins, seam ripper, flathead (standard) screwdriver, Sharpie black ink marker, #2 pencil, note-taking materials. Optional texts – 1st choice text: *A Guide to Fashion Sewing* (3rd or 4th Edition,

# Open House

## CONTINUING EDUCATION

Sunday, January 10, 2016 1-3pm

Goldsmith Campus in Westchester  
9045 Lincoln Boulevard, 2nd floor

For reservations and further information,  
please call 310-665-6850.

Amaden-Crawford); 2nd choice text: *A Complete Guide to Sewing* (Reader's Digest)

February 3 – April 27 (no mtg. 3/23)  
Wed 7:00–10:00pm / 12 sessions / 14 students  
**Reg# 15188:** \$435 Non-credit  
**Reg# 15189:** \$475 Certificate Credit  
**Reg# 15190:** \$1320 College Credit (1.0)  
(\$35 lab fee payable upon registration)  
Instructor: Pam Banks  
XFSH3019

## Draping I

### California Market Center Campus

Students learn the basic principles of draping on the dress form including style lines, fit, and balance. Studio instruction includes preparing muslin, marking, and truing finished bodices and skirts.

**Prerequisite:** XFSH3019 Sewing I

**First class materials:** 1 yard muslin, fabric scissors, #17 plain straight pins, pin cushion, tape measure, #2 pencil, 2" x 18" clear ruler, notebook; Required text – *The Art of Fashion Draping*, (3rd or 4th Edition, Amaden-Crawford)

February 4 – April 28 (no mtg. 3/24)  
Thur 7:00–10:00pm / 12 sessions / 14 students  
**Reg# 15455:** \$435 Non-credit  
**Reg# 15456:** \$475 Certificate Credit  
**Reg# 15457:** \$1320 College Credit (1.0)  
(\$35 lab fee payable upon registration)  
Instructor: Pam Banks  
XFSH3014

# Patternmaking I

## California Market Center Campus

Students learn to flat patterndraft from sketches, using approved slopers. In today's industry, this is the fastest and most commonly used method. Students begin with seamless blocks, draft the pattern on dotted paper, add seams, and then transfer to manilla for a final hard paper pattern, including an appropriate patterncard. Assignments include sewing the finished pattern in muslin, checking the fit on the dress form and making corrections to the pattern. Mirroring industry techniques, students develop skills expected of a designer and/or a first-pattern patternmaker.

**Prerequisite:** XFSH3019 Sewing I, XFSH3014 Draping I

**First class materials:** TBD; Text: *Patternmaking for Fashion Design*, 5th edition preferred, by Helen Joseph Armstrong.

*February 3 – April 27 (no mtg. 3/23)*  
*Wed 7:00–10:00pm / 12 sessions / 14 students*

**Reg# 15185:** \$435 Non-credit

**Reg# 15186:** \$475 Certificate Credit

**Reg# 15187:** \$1320 College Credit (1.0)

*(\$35 lab fee payable upon registration)*

*Instructor: Morrison Jackson*

*XFSH3015*

## ELECTIVES:

### Haute Couture Finishing and Construction

#### Elaine & Bram Goldsmith Campus

This course is an introduction to haute couture sewing methods, including the practice of essential hand fastenings, stitching techniques, and ornamental work including basting, seam variation, plaits and folds, and handmade button holes. Students are assigned tailoring projects. Note: Course requires substantial handwork, concentration, and attention to detail. When necessary, students use their own portable sewing machines.

**Prerequisite:** XFSH3019 Sewing I

**First class materials:** Note-taking materials

Visit our web site:

[www.otis.edu](http://www.otis.edu)

*February 4 – April 28 (no mtg. 3/24)*

*Thur 7:00–10:00pm / 10 sessions / 14 students*

**Reg# 15194:** \$435 Non-credit

**Reg# 15195:** \$475 Certificate Credit

**Reg# 15196:** \$1320 College Credit (1.0)

*Instructor: Shpetim Zero*

*XFSH3005*

## OTHER COURSES OF INTEREST:

### Fashion Style Icons and Designing from Historical Elements\*

*Otis Online Course at Kadenze.com*

This course identifies and profiles well-known representations of personal fashion style through history, showing examples of their 'looks' and clothing choices and how these ideas and garments influenced the public and the fashion designers predestined to dress them. The cyclicity of fashion styles and elements will be explained and referenced; showing how under the label of original thought and creation often lies details and ideas from the past. To better follow and understand this process, the development of a "creative journal" will be facilitated and guided, requiring the gathering of images, details, and inspiration notes. Demonstrations will be made on basic sketching and interpretive drawing, to allow the exploration of offshoot ideas. At the core of blending research and creativity is the development of a 'design eye' that will transform understanding of the world of Fashion and the mining of ideas. Course culminates in a personal creative exploration project in fashion design wherein a capsule collection of garments are sketched or otherwise rendered incorporating elements from the journals' body of research.

**Prerequisite:** None

**First class materials:** Online Course

*Please go to [kadenze.com](http://kadenze.com) for more information.*

# Graphic Design

**GRAPHIC DESIGN CERTIFICATE PROGRAM** is a sequence of 16 courses for those interested in developing a new career, augmenting a current career, or seeking to enhance their existing art and design skills. The program is geared for the adult learner, and is designed to meet the needs of the graphic design industry. Courses stress creative problem-solving, provide intensive practical training, and are taught by professional designers and fine artists. The program is intended to prepare students for an entry-level position as a graphic designer or production artist (SOC 27-1024\*).

## THE 16 COURSE SEQUENCE

### Core Courses [12]:

- XGRD5014** Introduction to Graphic Design
- XDWG1001** Drawing & Composition
- XGRD1101** Color Theory & Design
- XGRD5012** Fundamentals of 2-Dimensional Design
- XDMA9011** Introduction to Digital Design
- XGRD5026** Digital Page Layout and Print Production
- XGRD5029** Typography I
- XGRD5030** Typography II
- XILU5020** Quick Sketch Techniques
- XILU5019** Storyboarding for Film and Animation
- XGRD5016** Logos, Letterforms, and Symbols
- XGRD5500** Final Portfolio

### Electives [4]:

Students may select full-unit courses from the Digital Media Arts or Illustration programs to receive elective credit.

## ESTIMATED TOTAL PROGRAM COST

The estimated program costs listed below are based on students completing two courses per term (eight terms) over a three-year period.

Certificate Application:	\$175
Tuition:	\$8,560
Fees:	\$312
Supplies & Books:	\$2,000
<b>Total:</b>	<b>\$11,047</b>

**Note:** Certificate program courses are open to all students. Students, interested in taking certificate program courses for professional growth or personal development, are welcome to attend.

For further information, or to speak with a counselor, please call 310-665-6850.

**All courses take place at Otis College of Art and Design's Elaine & Bram Goldsmith Campus, unless otherwise noted.**

## CORE COURSES:

### Introduction to Graphic Design

This foundation course familiarizes students with the basic principles of composition, design methodologies, and career options in professional visual communication design. Through weekly hands-on assignments and in-depth slide lectures on layout, typography, symbol design, photography, digital imaging and illustration, students become acquainted with a wide variety of topics in contemporary graphic design. This is an excellent course in which to start building a professional design portfolio. Students can complete their assignments using their own computer or by traditional techniques that are discussed by the instructor in conjunction with each assignment.

**Prerequisite:** None

**First class materials:** Note-taking materials

*January 30 – April 9 (no mtg. 3/26)*

*Sat 1:00–4:00pm / 10 sessions / 16 students*

**Reg# 15203:** \$435 Non-credit

**Reg# 15204:** \$475 Certificate Credit

**Reg# 15205:** \$1320 College Credit (1.0)

*Instructor: Debra Valencia*

*XGRD5014*

## Drawing & Composition

This beginning course develops skills in the elements of drawing and composition. Through demonstration, class exercises, and critiques, students explore concepts including contour line, cross contour, modeling, uses of marks to show form and space, perspective, scale and measurement, and positive/negative space.

**Prerequisite:** None

**First class materials for Adams:** One box of Staedler Mars graphite pencils 6H to 8B; one roll of drafting tape or artists tape (low tack tape), 1/2" thick; one Staedler Mars white plastic eraser; one pencil sharpener; one Masonite drawing board with two clips and pink rubber band (large enough to hold an 18" x 24" sketch pad; one 18" x 24" Strathmore recycled drawing tablet (dark green cover) or Strathmore drawing tablet (brown cover)

**First class materials for Bledsoe:** 18" x 24" newsprint pad, drawing board, 9" x 12" sketchbook, charcoal pencils (HB, 2B, 4B), graphite pencils, ebony pencil, kneaded eraser, retractable knife, pencil sharpener

**First class materials for Jones:** Drawing board; 18" x 24" sketchpad (Strathmore, Canson, Aquabee); 11" x 14" sketchbook; Charcoal pencils: hard (HB or B), medium (2B or 4B), soft (6B or 8B); Pastel pencils: Faber-Castell "PITT" or Stabilo "CarbOthello" pencils, NO Conte' pastel pencils; Pastel colors: dark sepia in PITT and one or two other dark earth-tones, blues, reds; Colored pencils: Faber-Castell "Polychromos" and Berol "Prisma-color" Colors: two or three in dark colors (black, reds, blues, etc.; Do not get watercolor versions of these pencils) Kneaded rubber eraser; Eraser shield; Razor blades; Small piece #100 sandpaper (3" x 4"); Chamois; 18" x 2" "See-Thru Ruler" (plastic)

*January 31 – April 24 (no mtg. 3/27)*

*Sun 9:30am–12:30pm / 12 sessions / 20 students*

**Reg# 15334:** \$435 Non-credit

**Reg# 15335:** \$475 Certificate Credit

**Reg# 15336:** \$1320 College Credit (1.0)

*Instructor: Beverly Bledsoe*

*XDWG1001*

*January 31 – April 24 (no mtg. 3/27)*

*Sun 1:30–4:30pm / 12 sessions / 20 students*

**Reg# 15340:** \$435 Non-credit

**Reg# 15341:** \$475 Certificate Credit

**Reg# 15342:** \$1320 College Credit (1.0)

*Instructor: Lisa Adams*

*XDWG1001*

*February 2 – April 26 (no mtg. 3/22)*

*Tues 7:00–10:00pm / 12 sessions / 20 students*

**Reg# 15337:** \$435 Non-credit

**Reg# 15338:** \$475 Certificate Credit

**Reg# 15339:** \$1320 College Credit (1.0)

*Instructor: Ken Jones*

*XDWG1001*

## Color Theory & Design

An essential course for anyone pursuing or currently working in any art or design field who must communicate effectively with color. Confidence and skill are developed through weekly color-mixing exercises and homework projects using gouache. Through lecture, demonstration, critique, and practical experience, students investigate color theory, historical color comparison, color in nature, and analyze masterpiece color. Lectures include the phenomena of color and light and the use of color as a marketing tool.

**Prerequisite:** None (may be taken concurrently with XGRD5012 Fundamentals of 2-Dimensional Design)

**First class materials for Case:** Note-taking materials

*January 30 – April 23 (no mtg. 3/26)*

*Sat 2:00–5:00pm / 12 sessions / 16 students*

**Reg# 15206:** \$435 Non-credit

**Reg# 15207:** \$475 Certificate Credit

**Reg# 15208:** \$1320 College Credit (1.0)

*Instructor: Staff*

*XGRD1101*

*February 2 – April 26 (no mtg. 3/22)*

*Tues 7:00–10:00pm / 12 sessions / 16 students*

**Reg# 15209:** \$435 Non-credit

**Reg# 15210:** \$475 Certificate Credit

**Reg# 15211:** \$1320 College Credit (1.0)

*Instructor: Cole Case*

*XGRD1101*

## Fundamentals of 2-Dimensional Design

This foundation-level course introduces design for the beginner through the application and understanding of 2-dimensional elements and principles. Course offers preparation for beginners and professionals in several design areas. Weekly achromatic (non-color) projects deal with fundamentals of line, space, directional movement, balance, value, texture, pattern, and mono-



chromes. Confidence in hand skills is developed and a final project in the student's area of interest is required. Students gain exposure to a range of current and historical design forms. Class includes studio time, slide lectures, and critique.

**Prerequisite:** None (may be taken concurrently with XGRD1101 Color Theory & Design)

**First class materials for Blake:** 8 1/2"x11" paper, 2H pencil, 2" x 18" clear plastic grid ruler, black chisel-point marker, micro fine-line black pen, pencil sharpener, eraser, Pentel brand fine-point white correction pen, 3M correction tape (1/4" or smaller)

**First class materials for Osherow:** Sketchbook, pencil, ruler, medium and broad point black felt markers

*January 30 – April 23 (no mtg. 3/26)*

*Sat 10:00am–1:00pm / 12 sessions / 16 students*

**Reg# 151212:** \$435 Non-credit

**Reg# 151213:** \$475 Certificate Credit

**Reg# 151214:** \$1320 College Credit (1.0)

*Instructor: Staff*

*XGRD5012*

*February 4 – April 28 (no mtg. 3/24)*

*Thur 7:00–10:00pm / 12 sessions / 16 students*

**Reg# 151215:** \$435 Non-credit

**Reg# 151216:** \$475 Certificate Credit

**Reg# 151217:** \$1320 College Credit (1.0)

*Instructor: Randy Osherow*

*XGRD5012*

## Introduction to Digital Design

Learn the basics of computer operation for graphics applications. Instruction focuses on the Mac platform and introduces students to hierarchical structure, graphic interface, and various applications. Students are exposed to a wide array of digital graphics software applications including: Adobe Illustrator, Adobe Photoshop, QuarkXpress, Adobe InDesign, Adobe Flash, and Adobe Dreamweaver. (Please note: software varies depending on course emphasis.) This hands-on course is taught in the Otis computer lab, and includes additional lab time on a sign-up basis at no additional cost.

**Prerequisite:** XCMP9200 Basic Computer Operations or equivalent knowledge

**First class materials for Godwin:** USB Flash Drive; Please test functionality of disk before use.

**First class materials for Marinaccio:** USB Flash Drive; note-taking materials

## (Emphasis: Graphic Design/Print)

*February 3 – April 13 (no mtg. 3/23)*

*Wed 7:00–10:00pm / 10 sessions / 16 students*

**Reg# 151216:** \$745 Non-credit

**Reg# 151217:** \$780 Certificate Credit

**Reg# 151218:** \$1620 College Credit (1.0)

*Instructor: Kathleen Marinaccio*

*XDMA901*

### NEW!

## Digital Page Layout and Print Production

Explore the power of InDesign while designing a three-piece self-promotion series. In this course, students learn everything they need to know to handle any offset print job. Students design and prepare for print: full color business cards, calendars, and press kits. Also includes a tour of Color Net Press, an off-set printing plant, Express Press, a digital printing plant, and a presentation from Smart Paper. (Business cards to be printed at students' expense. Approximate cost: \$85 for double sided full color cards.)

**Prerequisite:** XDMA9011 Introduction to Digital Design

**First class materials:** \$35 payable to the instructor at first class meeting for 4GB Flash drive, pen, and notebook.

*January 31 – April 10 (no mtg. 3/27)*

*Sun 9:00am–12:00pm / 10 sessions / 16 students*

**Reg# 15452:** \$745 Non-credit

**Reg# 15453:** \$780 Certificate Credit

**Reg# 15454:** \$1620 College Credit (1.0)

*Instructor: Kathleen Marinaccio*

*XGRD5026*

## Typography I

### Online Course

This studio course considers type selection and type production. Special emphasis is on the mechanics of type including measurements, type spacing, and composition. Analysis of basic letterforms, drawing and inking techniques, and letter indication are stressed. Students produce a small booklet or a poster.

**Prerequisite:** None

**First class materials:** Thin and thick black markers, 8 1/2" x 11" white bond, 12" Schaedler Precision Ruler

# Open House

## CONTINUING EDUCATION

Sunday, January 10, 2016 1-3pm

Goldsmith Campus in Westchester  
9045 Lincoln Boulevard, 2nd floor

For reservations and further information,  
please call 310-665-6850.

*February 10 – April 20 (no mtg. 3/23)*

*Weekly / 10 sessions / 16 students*

**Reg# 15218:** \$435 Non-credit

**Reg# 15219:** \$475 Certificate Credit

**Reg# 15220:** \$1320 College Credit (1.0)

*Instructor: Lorna Turner*

*XGRD5029*

## Typography II

This intermediate design course allows students to further explore the use of typography as a powerful and effective means of communication. Through in-class exercises, slide lectures and outside projects, students learn to create typographic solutions to various design problems---applying such principles as hierarchy, contrast, scale, rhythm, and spatial relationships. Students focus on refining their skills through typographic expression.

**Prerequisite:** XGRD5026 Digital Print Production, XGRD5029 Typography I

**First class materials:** TBD

*February 2 – April 12 (no mtg. 3/22)*

*Tues 7:00–10:00pm / 10 sessions / 16 students*

**Reg# 15221:** \$435 Non-credit

**Reg# 15222:** \$475 Certificate Credit

**Reg# 15223:** \$1320 College Credit (1.0)

*Instructor: Marie Lafia*

*XGRD5030*

## Logos, Symbols, and Letterforms

This professionally oriented course focuses on what might be considered the essence of visual communications -- the symbol. Through weekly slide lectures and assignments, students explore a wide variety of considerations involved in developing effective iconography, from reductive corporate logos to more complex logotypes. This course covers such areas as elements of a successful logo, design stationery systems, selecting identity colors, and creating customized letterforms and fonts for logotype or title use. Students can produce their assignments using their own computer or by traditional methods discussed in class.

**Prerequisite:** XGRD5029 Typography I

**First class materials:** Note-taking materials

*February 11 – April 21 (no mtg. 3/24)*

*Thur 7:00–10:00pm / 10 sessions / 16 students*

**Reg# 15235:** \$435 Non-credit

**Reg# 15236:** \$475 Certificate Credit

**Reg# 15237:** \$1320 College Credit (1.0)

*Instructor: Lorna Turner*

*XGRD5016*

## Final Portfolio

For advanced students enrolled in the Computer Graphics or Graphic Design certificate programs. In this course students create a portfolio from work produced throughout their course of study. The instructor provides individualized critique regarding technical and conceptual development and offers guidance for developing an effective portfolio. Also covers presentation skills. Students work independently and meet with the instructor weekly.

**Prerequisite:** Students must enroll during their last semester, prior to graduation.

**First class materials:** TBD

*Dates to be arranged*

*Day and time to be arranged*

*6 sessions / limited enrollment*

**Reg# 15224:** \$475 Certificate Credit

**Reg# 15225:** \$1320 College Credit (1.0)

*Instructor: Students request instructor*

*XGRD5500*

## ELECTIVES:

### Licensing Your Art and Earning Royalties: A Course for Designers and Artists

Explore the opportunities to license and earn royalties with your artwork. Course provides an overview of manufacturing categories, portfolio requirements, royalties vs. flat fees, contracts, negotiation, branding, marketing and publicity, ethics and professional conduct, trademarks and copyrights, tradeshow, working with agents, and most importantly, how to develop a strategic plan to license your work.

**Prerequisite:** None

**First class materials:** Note-taking materials

*January 30 – April 9 (no mtg. 3/26)*

*Sat 9:30am–12:30pm / 10 sessions / 16 students*

**Reg# 15399:** \$435 Non-credit

**Reg# 15400:** \$475 Certificate Credit

**Reg# 15401:** \$1320 College Credit (1.0)

*Instructor: Debra Valencia*

*XDEVI070*

### Package Design

This course explores the package design basics necessary for translating two-dimensional graphic design concepts across three-dimensional structures and surfaces. The course examines the use of packaging components such as glass, metal, cardboard, paper, and unusual materials, offering a broad spectrum of creative choices for design solutions. Course provides an overview of production methods, product/package market positioning, and environmental concerns of packaging materials. Topics include the history and environmental impact of packaging, food packaging, multi-packs, line extensions, packaging of intangible products, packaging for branding, and design for reducing waste. Each student would create three different packaging concepts and designs, varying in scope, length, and depth.

**Prerequisite:** None

**First class materials:** Note-taking materials

*February 1 – April 18 (no mtg. 2/15, 3/21)*

*Mon 7:00–10:00pm / 10 sessions / 20 students*

**Reg# 15243:** \$435 Non-credit

**Reg# 15244:** \$475 Certificate Credit

**Reg# 15245:** \$1320 College Credit (1.0)

*Instructor: Jonathan Fidler*

*XGRD5210*

## Introduction to Letterpress

In this course students are introduced to the basics of letterpress printing for the Vandercook proof press including hand typesetting, typography, composition, locking up, printing, and distribution. Students also create a multi-color reduction linoleum block project, which covers registration, printing, and color separation techniques. The Otis Lab Press is a fully functioning studio with four Vandercook proof presses and over 200 typefaces. Established in 1984 by Sheila de Brettville as part of the Communication Arts Department, the Lab Press has a rich history of small edition book publishing. Students actively participate and produce award-winning books that have become a permanent part of the university rare book collections throughout Southern California.

**Prerequisite:** None

**First class materials:** \$20 materials fee payable to instructor; supply list of additional materials provided at 1st class mtg.

*February 3 – April 13 (no mtg. 3/23)*

*Wed 7:00–10:00pm / 10 sessions / 10 students*

**Reg# 15226:** \$435 Non-credit

**Reg# 15227:** \$475 Certificate Credit

**Reg# 15228:** \$1320 College Credit (1.0)

*(\$35 lab fee payable upon registration)*

*Instructor: Staff*

*XGRD5005*

### Digital Letterpress

A studio course in letterpress printing with photopolymer plates, held at the Otis Laboratory Press. This course covers all aspects of this revolutionary new process for the relief printing of digital imaging (digital-to-analog) – from digital prepress and plate processing to letterpress printing. Demonstrations include digital imaging requirements and font-editing, processing with the plate making machine, and presswork on the Vandercook flatbed cylinder press. Also covers related investigative and exploratory printing and typographic techniques. Previous experience with image-editing and page-layout software is required. Prior letterpress experience suggested.

**Prerequisite:** XGRD5005 Introduction to Letterpress or equivalent experience

**First class materials:** \$35 materials fee payable to instructor at 1st class mtg.

February 1 – April 18 (no mtg. 2/15, 3/21)  
Mon 7:00–10:00pm / 10 sessions / 10 students  
**Reg# 15232:** \$435 Non-credit  
**Reg# 15233:** \$475 Certificate Credit  
**Reg# 15234:** \$1320 College Credit (1.0)  
(\$35 lab fee payable upon registration)  
*Instructor: Leslie Ross-Robertson*  
XGRD5105

## Advanced Bookbinding

This advanced course focuses on the physical structure of the book and explores the book as an ideal delivery system for text, image, and sequence. Building on the skills learned in Beginning Book Binding, this hands-on course covers more complex, traditional, contemporary, and experimental structures, and examines how to develop them into larger projects. Also covers different approaches to unique books and edition binding, as well as concepts of content development in relation to structure. Students are guided through techniques of developing content and structure for personal projects and incorporating them into their ongoing artistic practice.

**Prerequisite:** XGRD5109 Introduction to Book Binding

**First class materials:** \$40 materials fee payable to instructor; supply list of additional materials provided at 1st class mtg.

February 2 – April 12 (no mtg. 3/22)  
Tues 7:00–10:00pm / 10 sessions / 10 students  
**Reg# 15229:** \$435 Non-credit  
**Reg# 15230:** \$475 Certificate Credit  
**Reg# 15231:** \$1320 College Credit (1.0)  
(\$35 lab fee payable upon registration)  
*Instructor: Rebecca Chamlee*  
XGRD5007

## Early Bird Discount

Otis Continuing Education offers a \$50 discount on most courses, for students enrolling on or before the Open House on January 10, 2016.  
For more information, see page 101.

## OTHER COURSES OF INTEREST:

### Italic Lettering\*

Italic is the style that most people think of when they hear the word calligraphy. It is the most versatile of all the calligraphic letterforms. It's done with the chisel point pen and prepares you for all the historic styles. A very elegant Renaissance font, it can be flourished and decorative. This class is open to beginners, as well as students who need a review.

**Prerequisite:** None

**First class materials:** Materials may be purchased at first class. A list and description of materials may be found at [Deannsinghcalligraphy.blogspot.com](http://Deannsinghcalligraphy.blogspot.com) under Material Lists.

March 8 – April 5 (no mtg. 3/22)  
Tues 7:00–10:00pm / 4 sessions / 16 students  
**Reg# 15241:** \$99 Non-credit  
*Instructor: De Ann Singh*  
XGRD6100

### The Pointed Pen – Copperplate\*

Copperplate is a style that originated in America in the 19th century. It is a flourishing cursive and is ideal for wedding invitations and envelopes. It's done with a pointed pen and is an excellent beginning style to learn. This class is open to beginners, as well as students who need a review.

**Prerequisite:** None

**First class materials:** Materials may be purchased at first class. A list and description of materials may be found at [Deannsinghcalligraphy.blogspot.com](http://Deannsinghcalligraphy.blogspot.com) under Material lists.

April 12 – May 3  
Tues 7:00–10:00pm / 4 sessions / 16 students  
**Reg# 15242:** \$99 Non-credit  
*Instructor: De Ann Singh*  
XGRD6200

# Illustration

---

All courses take place at Otis College of Art and Design's Elaine & Bram Goldsmith Campus, unless otherwise noted.

---

## Graphite I for Botanical Illustration

At the Los Angeles County Arboretum and Botanic Garden

Learn to observe and draw plants with accuracy. This hands-on drawing course enables students to develop perceptual acuity, analyze the role of light on form, and use tonal value skills that are essential in drawing any subject. Classes are held at the Los Angeles County Arboretum and Botanic Garden in Arcadia. This course is suitable not only for beginners but also for those students with extensive drawing experience. Course includes demonstration, class discussion, and critique.

**Prerequisite:** XDWG1001 Drawing & Composition

**First class materials:** 14" X 17" Strathmore Drawing Pad Series 400, Medium (no sketch or recycled paper; you can use another brand), 14" X 17" Medium Weight Tracing Paper (any brand), 3 Drafting Pencil Holders and 1 Sharpener, Leads: 2H, HB and 2B leads (at least 2 each), Eraser Stick, Erasing Shield, Drafting Brush, Mars Drafting Dots (masking tape), Portable Task Light (Ott-Lite), (Vis a Vis wet erase fine point marker, Clip, 8" X 10" Plexi and 8" X 10" format supplied by teacher for \$10.00)

*January 31 – April 17 (no mtg. 3/27)*

*(Course meets on 1/31, 2/14, 2/28, 3/13, 4/3, & 4/17)*

*Sun 9:30am–3:30pm / 6 sessions / 16 students*

**Reg# 15486:** \$435 Non-credit

**Reg# 15487:** \$475 Certificate Credit

**Reg# 15488:** \$1320 College Credit (1.0)

*Instructor: Olga Eysymontt*

*XILU6151*

## Storyboarding for Film and Animation

Storyboards help the designer, art director, producer, director, and client visualize a finished work. This course concentrates on translating a concept, idea, image or story into a sequenced visual format. Course explores how to create storyboards for advertising, feature films, television, animation, and game design. Includes step-by-step instruction from developing characters and backgrounds, to producing a final storyboard. Emphasis is on concept development and storytelling.

**Prerequisite:** XDWG1001 Drawing and Composition, or equivalent knowledge.

**First class materials:** 14" x 17" layout bond paper pad, 2H, HB, 2B pencil, black fine point, medium point and broad-tip markers. List of additional materials to be provided at first class meeting.

*January 30 – April 9 (no mtg. 3/26)*

*Sat 1:30–4:30pm / 10 sessions / 16 students*

**Reg# 15246:** \$435 Non-credit

**Reg# 15247:** \$475 Certificate Credit

**Reg# 15248:** \$1320 College Credit (1.0)

*Instructor: Robert Roach*

*XILU5019*

## Quick Sketch Techniques

This beginning/intermediate course focuses on quick sketch methods used by artists and animators for the purpose of conceptual design, capturing motion, visual documentation, and creative expression. Students use a variety of techniques and drawing media including line drawing, pen/ink, scribble lines, minimalism, and gesture drawing to communicate the physical descriptions of both animate and inanimate objects. Also covers perspective, line quality, and tone. Students engage in artistic exercises aimed at enhancing eye-hand coordination such as ambidextrous drawing and blind drawing.

**Prerequisite:** XDWG1001 Drawing & Composition; XDWG1014 Life Drawing

**First class materials:** TBD

*January 30 – April 9 (no mtg. 3/26)*  
*Sat 10:00am–1:00pm / 10 sessions / 16 students*  
**Reg# 15252:** \$435 Non-credit  
**Reg# 15253:** \$475 Certificate Credit  
**Reg# 15254:** \$1320 College Credit (1.0)  
*Instructor: Robert Roach*  
*XILU5020*

## Digital Drawing & Illustration I: Illustrator

Students are introduced to illustration and drawing on the Mac using Adobe Illustrator. Instruction focuses on the basic functions of the program including the use of the tool palette, menus, layers, color palette, and tracing tools for use in the design of logos, packaging, publications, signage, and illustrations. Course offers real-world solutions for professionals and artists. This hands-on course is taught in the Otis computer lab, and includes additional lab time on a sign-up basis at no additional cost.

**Prerequisite:** XDMA9011 Introduction to Digital Design, XDWG1001 Drawing & Composition

**First class materials:** USB Flash Drive

*February 2 – April 12 (no mtg. 3/22)*  
*Tues 7:00–10:00pm / 10 sessions / 16 students*  
**Reg# 15129:** \$745 Non-credit  
**Reg# 15130:** \$780 Certificate Credit  
**Reg# 15131:** \$1620 College Credit (1.0)  
*Instructor: Moshé L. Godwin*  
*XDMA9121*

## Visual Storytelling through Comics

Visual storytelling is a key component of comics, movies, TV, animation, and even graphic design. If you read or see images in sequence, concepts of visual storytelling apply. In this course, students use the medium of comics to learn skills to help them make a better graphic novel, film, cartoon, web page, or poster. What are the implications of the reader controlling how fast you digest a comic as opposed to the filmmaker who controls how fast you get information in a movie? How do the design of the page and the arrangement of the panels affect the read of the story? Course also covers creating good compositions and how the different elements create meaning. Focus is on creating comic strips, short illustrated books, and comics pages.

Visit our web site:

[www.otis.edu](http://www.otis.edu)

**Prerequisite:** None

**First class materials:** Note-taking materials; required books: *Comics and Sequential Art* by Will Eisner and one graphic novel to-be-decided. Anticipated cost is around \$25.

*February 2 – April 12 (no mtg. 3/22)*  
*Tues 7:00–10:00pm / 10 sessions / 16 students*  
**Reg# 15258:** \$435 Non-credit  
**Reg# 15259:** \$475 Certificate Credit  
**Reg# 15260:** \$1320 College Credit (1.0)  
*Instructor: Jim Higgins*  
*XILU6262*

## Character Design for Animation and Cartooning

In this course, students learn to create believable and interesting characters for cartoons and animation. Course covers staging, silhouette, posture, structure, costume, color, and shapes, enabling students to create original entertaining characters by imbuing them with human traits. Explores the art of popular cartoonists, animation characters, and design types. Also includes where to apply your skills including internet, advertising, animation, video games, and illustration markets.

**Prerequisite:** None

**First class materials:** *Cartoon Animation* by Preston Blair, any size paper, pencils (any kind), tracing paper, a cheap mirror

*February 2 – April 12 (no mtg. 3/22)*  
*Tues 7:00–10:00pm / 10 sessions / 16 students*  
**Reg# 15249:** \$435 Non-credit  
**Reg# 15250:** \$475 Certificate Credit  
**Reg# 15251:** \$1320 College Credit (1.0)  
*Instructor: Lenord Robinson*  
*XILU6300*





## Illustrating Children's Books: An Intermediate Course

This course focuses on illustrating novels, graphic novels, series books, and digital books for children. Designed as a job shopper's training and critique group, students in this intermediate/advanced course research the field by submitting proposals and connecting with art directors at magazines, zines, and publishers. Through hands-on assignments, lectures, and critiques, students continue to examine aesthetic and technical aspects including text analysis, concept development, character studies, and story boarding. Also covers portfolio preparation and how to get jobs in today's market.

**Prerequisite:** XILU6009 Illustrating Children's Books or consent of instructor

**First class materials:** Note-taking materials. Also, please bring any rough sketches you would like to discuss, as well as a children's book, which has caught your fancy!

*February 1 – April 18 (no mtg. 2/15, 3/21)*

*Mon 7:00–10:00pm / 10 sessions / 16 students*

**Reg# 15255:** \$435 Non-credit

**Reg# 15256:** \$475 Certificate Credit

**Reg# 15257:** \$1320 College Credit (1.0)

*Instructor: Deborah Nourse Lattimore*

*XILU6010*

## Open House

CONTINUING EDUCATION

Sunday, January 10, 2016 1-3pm

Goldsmith Campus in Westchester  
9045 Lincoln Boulevard, 2nd floor

For reservations and further information,  
please call 310-665-6850.

# Interior & Home Design

**INTERIOR DESIGN CERTIFICATE PROGRAM** is a sequence of 18 courses intended for individuals beginning a new career, augmenting an existing career, or seeking to enhance their existing art or design skills. The program is geared for the adult learner and is designed to meet professional industry standards. Study begins with the development of an understanding of foundational design theory and leads to a translation of that knowledge into practical interior design requirements. Courses provide intensive, practical training leading to the development of a professional portfolio. The program is intended to prepare students for an entry-level position as an interior designer or decorator (SOC 27-1025\*). Students may select full-unit courses from the Lighting Design Certificate program to receive elective credit.

## THE 18 COURSE SEQUENCE

### Foundation Courses [4]:

- XDWG1001** Drawing and Composition
- XGRD1101** Color Theory & Design
- XGRD5012** Fundamentals of 2-Dimensional Design
- XINT3000** Fundamentals of 3-Dimensional Design

### Core Courses [12]:

- XINT7010** Introduction to Interior Design
- XINT7200** Drafting I
- XINT7300** Design Studio I
- XINT7016** Perspective Drawing
- XINT7017** Surface Materials & Presentation Techniques
- XINT7205** AutoCAD for Interior Design
- XINT7201** Drafting II
- XINT7301** Design Studio II
- XINT7012** History of Interior Design and Furniture
- XINT7040** Space Planning
- XINT7060** Interior Lighting Design
- XINT7302** Design Studio III

### Electives [2]:

Choose from listed electives.

## ESTIMATED TOTAL PROGRAM COST

The estimated program costs listed below are based on students completing two courses per term (four terms) over a two-year period.

Certificate Application:	\$175
Tuition:	\$8,020
Fees:	\$351
Supplies & Books:	\$2,200
<b>Total:</b>	<b>\$10,746</b>

**Note:** Certificate program courses are open to all students. Students, interested in taking certificate program courses for professional growth or personal development, are welcome to attend.

For further information, or to speak with a counselor, please call 310-665-6850.

**All courses take place at Otis College of Art and Design's Elaine & Bram Goldsmith Campus, unless otherwise noted.**

## FOUNDATION COURSES:

---

### Drawing & Composition

This beginning course develops skills in the elements of drawing and composition. Through demonstration, class exercises, and critiques, students explore concepts including contour line, cross contour, modeling, uses of marks to show form and space, perspective, scale and measurement, and positive/negative space.

**Prerequisite:** None

**First class materials for Adams:** One box of Staedler Mars graphite pencils 6H to 8B; one roll of drafting tape or artists tape (low tack tape), 1/2" thick; one Staedler Mars white plastic eraser; one pencil sharpener; one Masonite drawing board with two clips and pink rubber band (large enough to hold an 18" x 24" sketch pad; one 18" x 24" Strathmore recycled drawing tablet (dark green cover) or Strathmore drawing tablet (brown cover)

**First class materials for Bledsoe:** 18" x 24" newsprint pad, drawing board, 9" x 12" sketchbook, charcoal pencils (HB, 2B, 4B), graphite pencils, ebony pencil, kneaded eraser, retractable knife, pencil sharpener

**First class materials for Jones:** Drawing board; 18" x 24" sketchpad (Strathmore, Canson, Aquabee); 11" x 14" sketchbook; Charcoal pencils: hard (HB or B), medium (2B or 4B), soft (6B or 8B); Pastel pencils: Faber-Castell "PITT" or Stabilo "CarbOthello" pencils, NO Conte' pastel pencils; Pastel colors: dark sepia in PITT and one or two other dark earth-tones, blues, reds; Colored pencils: Faber-Castell "Polychromos" and Berol "Prisma-color" Colors: two or three in dark colors (black, reds, blues, etc.; Do not get watercolor versions of these pencils) Kneaded rubber eraser; Eraser shield; Razor blades; Small piece #100 sandpaper (3" x 4"); Chamois; 18" x 2" "See-Thru Ruler" (plastic)

*January 31 – April 24 (no mtg. 3/27)*  
*Sun 9:30am–12:30pm / 12 sessions / 20 students*  
**Reg# 15334:** \$435 Non-credit  
**Reg# 15335:** \$475 Certificate Credit  
**Reg# 15336:** \$1320 College Credit (1.0)  
*Instructor: Beverly Bledsoe*  
*XDWG1001*

*January 31 – April 24 (no mtg. 3/27)*  
*Sun 1:30–4:30pm / 12 sessions / 20 students*  
**Reg# 15340:** \$435 Non-credit  
**Reg# 15341:** \$475 Certificate Credit  
**Reg# 15342:** \$1320 College Credit (1.0)  
*Instructor: Lisa Adams*  
*XDWG1001*

*February 2 – April 26 (no mtg. 3/22)*  
*Tues 7:00–10:00pm / 12 sessions / 20 students*  
**Reg# 15337:** \$435 Non-credit  
**Reg# 15338:** \$475 Certificate Credit  
**Reg# 15339:** \$1320 College Credit (1.0)  
*Instructor: Ken Jones*  
*XDWG1001*

### Color Theory & Design

An essential course for anyone pursuing or currently working in any art or design field who must communicate effectively with color. Confidence and skill are developed through weekly color-mixing exercises and homework projects using gouache. Through lecture, demonstration, critique, and practical experience, students investigate color theory, historical color comparison, color in nature, and analyze masterpiece color. Lectures include the phenomena of color and light and the use of color as a marketing tool.

**Prerequisite:** None (may be taken concurrently with XGRD5012 Fundamentals of 2-Dimensional Design)

**First class materials for Case:** Note-taking materials

*January 30 – April 23 (no mtg. 3/26)*  
*Sat 2:00–5:00pm / 12 sessions / 16 students*  
**Reg# 15206:** \$435 Non-credit  
**Reg# 15207:** \$475 Certificate Credit  
**Reg# 15208:** \$1320 College Credit (1.0)  
*Instructor: Staff*  
*XGRD1101*

*February 2 – April 26 (no mtg. 3/22)*  
*Tues 7:00–10:00pm / 12 sessions / 16 students*  
**Reg# 15209:** \$435 Non-credit  
**Reg# 15210:** \$475 Certificate Credit  
**Reg# 15211:** \$1320 College Credit (1.0)  
*Instructor: Cole Case*  
*XGRD1101*

Visit our web site:

www.otis.edu

## Fundamentals of 2-Dimensional Design

This foundation-level course introduces design for the beginner through the application and understanding of 2-dimensional elements and principles. Course offers preparation for beginners and professionals in several design areas. Weekly achromatic (non-color) projects deal with fundamentals of line, space, directional movement, balance, value, texture, pattern, and monochromes. Confidence in hand skills is developed and a final project in the student's area of interest is required. Students gain exposure to a range of current and historical design forms. Class includes studio time, slide lectures, and critique.

**Prerequisite:** None (may be taken concurrently with XGRD1101 Color Theory & Design)

**First class materials for Blake:** 8 1/2"x11" paper, 2H pencil, 2" x 18" clear plastic grid ruler, black chisel-point marker, micro fine-line black pen, pencil sharpener, eraser, Pentel brand fine-point white correction pen, 3M correction tape (1/4" or smaller)

**First class materials for Osherow:** Sketchbook, pencil, ruler, medium and broad point black felt markers

*January 30 – April 23 (no mtg. 3/26)*

*Sat 10:00am–1:00pm / 12 sessions / 16 students*

**Reg# 15212:** \$435 Non-credit

**Reg# 15213:** \$475 Certificate Credit

**Reg# 15214:** \$1320 College Credit (1.0)

*Instructor: Staff*

*XGRD5012*

*February 4 – April 28 (no mtg. 3/24)*

*Thur 7:00–10:00pm / 12 sessions / 16 students*

**Reg# 15215:** \$435 Non-credit

**Reg# 15216:** \$475 Certificate Credit

**Reg# 15217:** \$1320 College Credit (1.0)

*Instructor: Randy Osherow*

*XGRD5012*

## CORE COURSES

### Introduction to Interior Design

A comprehensive introduction to the field of interior design. Students learn the essential principles to create aesthetically pleasing and functional interiors for residential or commercial spaces. Topics include fundamental design principles, basic color theory, appropriate use of materials, fabric and furniture selection, space planning, and historical periods that continue to influence the field of interior design today. Course focuses on the elements of design, exploring the overall concepts that go into creating a design.

**Prerequisite:** None

**First class materials:** TBD

*February 2 – April 12 (no mtg. 3/22)*

*Tues 7:00–10:00pm / 10 sessions / 16 students*

**Reg# 15261:** \$435 Non-credit

**Reg# 15262:** \$475 Certificate Credit

**Reg# 15263:** \$1320 College Credit (1.0)

*Instructor: Ty Wynn*

*XINT7010*

### Drafting I

An introduction to the drafting methods and techniques used to create floor plans and elevation views for interior design. In this course students learn to use the basic tools and procedures of drafting to develop effective interior design plans. Course covers tools and applications; practical use of architectural measurement and scale; use of dimensioning methods; and the development of legends. Explores how to incorporate design ideas into a practical plan format to fully realize the interior concept. Students design a unique 800 square foot Minimalist micro mountain retreat, as a vehicle to learn critical drafting methods and techniques. Emphasis is on developing design concepts.

**Prerequisite:** None

**First class materials:** One each of the following – 14" 30-60 STD triangle, 8" 45 Degree STD triangle, 12" triangle (Arch Hand Scale), H Mars-Lumograph pencil, 2H Mars-Luograph pencil, Sanford Tuff Stuff eraser, Sanford Tuff Stuff Eraser Refill (2-Pak), erasing shield, Ames Lettering Guide, Pocket Pal Template, 8 sheets of 24" x 36", 16lb. plain clearprt Vellum, 1 roll of Drafting Dots

*February 2 – April 12 (no mtg. 3/22)*  
*Tues 7:00–10:00pm / 10 sessions / 16 students*  
**Reg# 15276:** \$435 Non-credit  
**Reg# 15277:** \$475 Certificate Credit  
**Reg# 15278:** \$1320 College Credit (1.0)  
*Instructor: Shepard Vineburg*  
*XINT7200*

## Drafting II

Students continue exploring the drafting methods and techniques learned in Drafting I, to create floor plans and elevation views for commercial interior design. In this course students further develop their drafting skills in order to create effective interior design plans. Explores how to incorporate design ideas into a practical plan format to fully realize the interior concept. Emphasis is on developing design concepts for commercial applications including office, restaurant, and retail spaces.

**Prerequisite:** XINT7200 Drafting I

**First class materials:** One each of the following – 14" 30-60 STD triangle, 8" 45 Degree STD triangle, 12" triangle (Arch Hand Scale), H Mars-Lumograph pencil, 2H Mars-Luograph pencil, Sanford Tuff Stuff eraser, Sanford Tuff Stuff Eraser Refill (2-Pak), erasing shield, Ames Lettering Guide, Pocket Pal Template, 8 sheets of 24" x 36", 16lb. plain clearprt Vellum, 1 roll of Drafting Dots

*February 2 – April 12 (no mtg. 3/22)*  
*Tues 7:00–10:00pm / 10 sessions / 16 students*  
**Reg# 15279:** \$435 Non-credit  
**Reg# 15280:** \$475 Certificate Credit  
**Reg# 15281:** \$1320 College Credit (1.0)  
*Instructor: Shepard Vineburg*  
*XINT7201*

## Design Studio I

In this practical course, students work with architectural floor plans to create room designs, space plans, and color palettes. Students learn how to render furniture, accessories, and surface treatments, complete with shadows and light sources. Using one and two-point perspective students design rooms, allowing one to visualize the final space, as you would present it to a client. Also covers treatment with actual materials such as fabrics, tile, wood, brick, and granite.

**Prerequisite:** XINT7016 Perspective Drawing Techniques

**First class materials:** One black medium-tip Sharpie pen; warm gray markers in 2, 5, and 7 color

strengths; one roll of 24" wide sketch tissue paper; sketch book

*February 3 – April 13 (no mtg. 3/23)*  
*Wed 7:00–10:00pm / 10 sessions / 16 students*  
**Reg# 15264:** \$435 Non-credit  
**Reg# 15265:** \$475 Certificate Credit  
**Reg# 15266:** \$1320 College Credit (1.0)  
*Instructor: Ty Wynn*  
*XINT7300*

## Surface Materials & Presentation Techniques

Course surveys properties, production, and use of materials including natural and human-made resources for floors, walls, and other surfaces. Covers wood, stone, textile, ceramic, and finishes.

**Prerequisites:** XINT7010 Introduction to Interior Design or equivalent knowledge

**First class materials:** TBD

*February 4 – April 14 (no mtg. 3/24)*  
*Thur 7:00–10:00pm / 10 sessions / 16 students*  
**Reg# 15273:** \$435 Non-credit  
**Reg# 15274:** \$475 Certificate Credit  
**Reg# 15275:** \$1320 College Credit (1.0)  
*Instructor: Ty Wynn*  
*XINT7017*

## Design Studio II

In this continuation of Design Studio I, students work with architectural floor plans to create room designs, space plans, and color palettes. Students further develop their skills as they render furniture, accessories, and surface treatments, complete with shadows and light sources. Students design rooms allowing one to visualize the final space, as would be presented to a client.

**Prerequisite:** XINT7300 Design Studio I

**First class materials:** One black medium-tip Sharpie pen; warm gray markers in 2, 5, and 7 color strengths; one roll of 24" wide sketch tissue paper; sketch book

*February 3 – April 13 (no mtg. 3/23)*  
*Wed 7:00–10:00pm / 10 sessions / 16 students*  
**Reg# 15267:** \$435 Non-credit  
**Reg# 15268:** \$475 Certificate Credit  
**Reg# 15269:** \$1320 College Credit (1.0)  
*Instructor: Ty Wynn*  
*XINT7301*

## History of Interior Design & Furniture

This survey course explores historical furnishings from ancient civilizations through the present day. Focuses on French, English, and American periods, as well as masters of contemporary furniture design and current trends.

**Prerequisite:** None

**First class materials:** Note-taking materials

*January 30 – April 16 (no mtg. 2/13, 3/26)*

*Sat 9:00am–12:00pm / 10 sessions / 16 students*

**Reg# 15477:** \$435 Non-credit

**Reg# 15478:** \$475 Certificate Credit

**Reg# 15479:** \$1320 College Credit (1.0)

*Instructor: Jennifer Doublet*

*XINT7012*

## Design Studio III

Course covers the planning, preparation, and presentation of portfolio projects. Class culminates with a formal design presentation and critique.

**Prerequisite:** XINT7301 Design Studio II

**First class materials:** TBD

*February 3 – April 13 (no mtg. 3/23)*

*Wed 7:00–10:00pm / 10 sessions / 16 students*

**Reg# 15270:** \$435 Non-credit

**Reg# 15271:** \$475 Certificate Credit

**Reg# 15272:** \$1320 College Credit (1.0)

*Instructor: Ty Wynn*

*XINT7302*

## ELECTIVES:

---

## Design a House in Revit Architecture 2016

This is a hands-on course designed to quickly get designers up and running in Revit Architecture through the design of a typical two-story house from Schematic Design to Construction Documents. Skills learned in this course form a solid foundation for using the software. Course also covers concepts of Building Information Modeling (BIM), as well as working on large scale projects within a team setting. After completing the course, students will be able to: describe the benefits of Building Information Modeling; use the fundamental features of Revit Architecture

2013; use the parametric 3D design tools to design projects; use presentation tools for presenting models; create construction documentation; create detailing and drafting views.

**Prerequisite:** Previous knowledge of architectural design, drafting, or engineering experience is highly recommended.

**First class materials:** TBD

*February 16 – April 26 (no mtg. 3/22)*

*Tues 7:00–10:00pm / 10 sessions / 16 students*

**Reg# 15282:** \$745 Non-credit

**Reg# 15283:** \$780 Certificate Credit

**Reg# 15284:** \$1620 College Credit (1.0)

*Instructor: Adham Refaat*

*XDMA7600*

## The Art of the Edible Landscape

An essential course for anyone who is currently designing an edible landscape garden, or working in any aspect of sustainable design. In this course, you'll learn how to create a multi-function garden, which is well-designed, in addition to producing high yields of healthy organic food. You'll learn how to evaluate a site, create a plan which functions well for the people who use the site, select heirloom vegetable varieties that match your growing conditions, and design a garden that is attractive and productive throughout Southern California's year-round growing season. Class will include aspects of sustainability such as Permaculture design, on-site composting, water efficiency, rainwater harvesting, pollinator-attractant flowers, and free or low-cost building materials.

**Prerequisite:** None

**First class materials:** TBD

*January 30 – April 9 (no mtg. 3/26)*

*Sat 9:00am–12:00pm / 10 sessions / 16 students*

**Reg# 15285:** \$435 Non-credit

**Reg# 15286:** \$475 Certificate Credit

**Reg# 15287:** \$1320 College Credit (1.0)

*Instructor: Joanne Poyourow*

*XALI482*



# Lighting Design

**LIGHTING DESIGN CERTIFICATE PROGRAM** provides intensive study in lighting design for individuals who are beginning a new career, making a career change, or seeking to enhance their existing art or design skills in a related field. The program combines the theoretical study of lighting conditions and effects with the acquisition of technical skills about the design of lighting systems in both indoor and outdoor spaces. The program intends to prepare students to enter and become a lighting designer (SOC 27-1025\*) or to augment their current design practices and experience.

## THE COURSE SEQUENCE

### Prerequisite Courses [3]:

Students must complete the following three courses prior to beginning the core courses, or *have equivalent* knowledge.

- XINT7200** Drafting I
- XINT7201** Drafting II
- XINT7205** AutoCAD for Interior Design

### Core Courses [5]:

- XALI362** Lighting Fundamentals
- XALI366** Light, Health, and Global Responsibility
- XALI471** Advanced Lighting Design
- XALI472** Luminaire and Control Technologies
- XALI474** Lighting Internship

## ESTIMATED PROGRAM COST

The estimated program costs listed below are based on students completing two courses per term (four terms) over a two-year period.

Certificate Application:	\$175
Tuition:	\$5,205 (\$3,475 without Prerequisites)
Fees:	\$156
Supplies & Books:	\$1,000
<b>Total:</b>	<b>\$6,536</b> (\$4,806 without Prerequisites)

**Note:** Certificate program courses are open to all students. Students, interested in taking certificate program courses for professional growth or personal development, are welcome to attend.

For further information, or to speak with a counselor, please call 310-665-6850.

**All courses take place at Otis College of Art and Design's Elaine & Bram Goldsmith Campus, unless otherwise noted.**

## PREREQUISITE COURSES:

### Drafting I

An introduction to the drafting methods and techniques used to create floor plans and elevation views for interior design. In this course students learn to use the basic tools and procedures of drafting to develop effective interior design plans. Course covers tools and applications; practical use of architectural measurement and scale; use of dimensioning methods; and the development of legends. Explores how to incorporate design ideas into a practical plan format to fully realize the interior concept. Students design a unique 800 square foot Minimalist micro mountain retreat, as a vehicle to learn critical drafting methods and techniques. Emphasis is on developing design concepts.

**Prerequisite:** None

**First class materials:** One each of the following – 14" 30-60 STD triangle, 8" 45 Degree STD triangle, 12" triangle (Arch Hand Scale), H Mars-Lumograph pencil, 2H Mars-Luograph pencil, Sanford Tuff Stuff eraser, Sanford Tuff Stuff Eraser Refill (2-Pak), erasing shield, Ames Lettering Guide, Pocket Pal Template, 8 sheets of 24" x 36", 16lb. plain clearprt Vellum, 1 roll of Drafting Dots

*February 2 – April 12 (no mtg. 3/22)*

*Tues 7:00–10:00pm / 10 sessions / 16 students*

**Reg# 15276:** \$435 Non-credit

**Reg# 15277:** \$475 Certificate Credit

**Reg# 15278:** \$1320 College Credit (1.0)

*Instructor: Shepard Vineburg*

*XINT7200*

## Drafting II

Students continue exploring the drafting methods and techniques learned in Drafting I, to create floor plans and elevation views for commercial interior design. In this course students further develop their drafting skills in order to create effective interior design plans. Explores how to incorporate design ideas into a practical plan format to fully realize the interior concept. Emphasis is on developing design concepts for commercial applications including office, restaurant, and retail spaces.

**Prerequisite:** XINT7200 Drafting I

**First class materials:** One each of the following – 14" 30-60 STD triangle, 8" 45 Degree STD triangle, 12" triangle (Arch Hand Scale), H Mars-Lumograph pencil, 2H Mars-Luograph pencil, Sanford Tuff Stuff eraser, Sanford Tuff Stuff Eraser Refill (2-Pak), erasing shield, Ames Lettering Guide, Pocket Pal Template, 8 sheets of 24" x 36", 16lb. plain clearprt Vellum, 1 roll of Drafting Dots

*February 2 – April 12 (no mtg. 3/22)*

*Tues 7:00–10:00pm / 10 sessions / 16 students*

**Reg# 15279:** \$435 Non-credit

**Reg# 15280:** \$475 Certificate Credit

**Reg# 15281:** \$1320 College Credit (1.0)

*Instructor: Shepard Vineburg*

*XINT7201*

## CORE COURSES:

### Advanced Lighting Design

Design theory, process, and lighting technologies are applied to a series of lighting design problems.

**Registration deadline: Mon., 1/25/2016**

**Prerequisite:** XALI362 Lighting Fundamentals and XALI366 Human Factors/ Light and Health or equivalent course(s) or experience

**First class materials:** TBD

*February 1 – May 2 (no mtg. 2/15, 3/21, 1 mtg. TBA)*

*Mon 7:00pm – 10:30pm / 13 sessions  
(class limited to 10 students)*

**Reg# 15291:** \$655 Non-credit

**Reg# 15292:** \$695 Certificate Credit

**Reg# 15293:** \$2640 College Credit (2.0)

*(NOTE: this course qualifies for two electives for the Interior Design Certificate Program;*

**Registration deadline: Mon., 1/25/2016)**

*Instructor: Staff*

*XALI471*

## Luminaire and Control Technologies

The technology of luminaire and control systems, including solid state systems, dimming controls and other building management systems, are introduced, analyzed, and applied to the design and construction of a working luminaire. **Registration deadline: Mon., 1/25/2016**

**Prerequisite:** XALI362 Lighting Fundamentals equivalent course(s) or experience

**First class materials:** TBD

*February 2 – May 3 (no mtg. 3/22)*

*Tues 7:00–10:30pm / 13 sessions / 10 students*

**Reg# 15288:** \$655 Non-credit

**Reg# 15289:** \$695 Certificate Credit

**Reg# 15290:** \$2640 College Credit (2.0)

*(NOTE: this course qualifies for two electives for the Interior Design Certificate Program;*

**Registration deadline: Mon., 1/25/2016)**

*Instructor: Staff*

*XALI472*

## Lighting Internship

Students work under close supervision of the existing staff of a professional lighting design firm (Employer). Work includes the introduction to, observation and/or practice of professional activities, excluding clerical, as supervised and documented by the Employer, and that comply with US WHD Fact Sheet #71: Internship Programs Under the Fair Labor Standards Act, Test for Unpaid Interns. The duration of work must equal and may not exceed 90 hours. This course may be repeated for credit. **Registration deadline: Mon., 1/25/2016**

**Prerequisite:** ARLI471 / XALI471 Advanced Lighting Design, and confirmed internship appointment as arranged and/or approved by A/L/I Chair.

**First class materials:** TBD

*Dates to be arranged*

*To be arranged / 6 sessions / limited enrollment*

**Reg# 15297:** \$695 Certificate Credit

**Reg# 15298:** \$2640 College Credit (2.0)

*(NOTE: this course qualifies for two electives for the Interior Design Certificate Program;*

**Registration deadline: Mon., 1/25/2016)**

*Instructor: Linda Pollari*

*XALI469*

# Product Design

**PRODUCT DESIGN CERTIFICATE PROGRAM** is a sequence of 18 courses intended for individuals beginning a new career, augmenting an existing career, or seeking to enhance their existing art or design skills. The program is geared for the adult learner and is designed to meet professional industry standards. Study begins with the development of an understanding of foundational design theory and leads to a translation of that knowledge into practical product design requirements. Courses provide intensive, practical training leading to the development of a professional portfolio. The program is intended to prepare students for an entry-level position as a product designer (SOC 27-1021\*).

## THE 18 COURSE SEQUENCE

### Foundation Courses [4]:

Students must complete the following four courses prior to beginning the core courses, or have equivalent knowledge.

- > Drawing and Composition
- > Introduction to Product Design
- > Fundamentals of 2-Dimensional Design
- > Introduction to Digital Design

### Core Courses [13]:

- > Perspective Drawing
- > Product Design Studio I: Small Hardgoods
- > Fundamentals of 3-Dimensional Design
- > Introduction to 3D Digital Modeling
- > Visual Communication I
- > Product Design Studio II: Large Hardgoods
- > Intermediate 3D Digital Modeling
- > Sculpting and Quick Mock Up Construction Techniques I
- > Visual Communications II
- > Product Design Studio III: Softgoods
- > Advanced 3D Digital Modeling
- > Model Making: Advanced Materials and Construction Techniques II
- > Professional Practices: Design Your Future

### Electives [1]:

Choose from listed electives.

## ESTIMATED TOTAL PROGRAM COST

The estimated program costs listed below are based on students completing two courses per term (four terms) over a two-year period.

Certificate Application:	\$175
Tuition:	\$9,140
Fees:	\$351
Supplies & Books:	\$2,600
<b>Total:</b>	<b>\$12,226</b>

**Note:** Certificate program courses are open to all students. Students, interested in taking certificate program courses for professional growth or personal development, are welcome to attend.

For further information, or to speak with a counselor, please call 310-665-6850.

**All courses take place at Otis College of Art and Design's Elaine & Bram Goldsmith Campus, unless otherwise noted.**

## Drawing & Composition

This beginning course develops skills in the elements of drawing and composition. Through demonstration, class exercises, and critiques, students explore concepts including contour line, cross contour, modeling, uses of marks to show form and space, perspective, scale and measurement, and positive/negative space.

**Prerequisite:** None

**First class materials for Adams:** One box of Staedler Mars graphite pencils 6H to 8B; one roll of drafting tape or artists tape (low tack tape), 1/2" thick; one Staedler Mars white plastic eraser; one pencil sharpener; one Masonite drawing board with two clips and pink rubber band (large enough to hold an 18" x 24" sketch pad; one 18" x 24" Strathmore recycled drawing tablet (dark green cover) or Strathmore drawing tablet (brown cover)

**First class materials for Bledsoe:** 18" x 24" newsprint pad, drawing board, 9" x 12" sketchbook, charcoal pencils (HB, 2B, 4B), graphite pencils, ebony pencil, kneaded eraser, retractable knife, pencil sharpener

**First class materials for Jones:** Drawing board; 18" x 24" sketchpad (Strathmore, Canson, Aquabee); 11" x 14" sketchbook; Charcoal pencils: hard (HB or B), medium (2B or 4B), soft (6B or 8B); Pastel pencils: Faber-Castell "PITT" or Stabilo "CarbOthello" pencils, NO Conte' pastel pencils; Pastel colors: dark sepia in PITT and one or two other dark earth-tones, blues, reds; Colored pencils: Faber-Castell "Polychromos" and Berol "Prisma-color" Colors: two or three in dark colors (black, reds, blues, etc.; Do not get watercolor versions of these pencils) Kneaded rubber eraser; Eraser shield; Razor blades; Small piece #100 sandpaper (3" x 4"); Chamois; 18" x 2" "See-Thru Ruler" (plastic)

*January 31 – April 24 (no mtg. 3/27)*

*Sun 9:30am–12:30pm / 12 sessions / 20 students*

**Reg# 15334:** \$435 Non-credit

**Reg# 15335:** \$475 Certificate Credit

**Reg# 15336:** \$1320 College Credit (1.0)

*Instructor: Beverly Bledsoe*

*XDWG1001*

*January 31 – April 24 (no mtg. 3/27)*

*Sun 1:30–4:30pm / 12 sessions / 20 students*

**Reg# 15340:** \$435 Non-credit

**Reg# 15341:** \$475 Certificate Credit

**Reg# 15342:** \$1320 College Credit (1.0)

*Instructor: Lisa Adams*

*XDWG1001*

## Early Bird Discount

Otis Continuing Education offers a \$50 discount on most courses, for students enrolling on or before the Open House on January 10, 2016.

For more information, see page 101.

*February 2 – April 26 (no mtg. 3/22)*

*Tues 7:00–10:00pm / 12 sessions / 20 students*

**Reg# 15337:** \$435 Non-credit

**Reg# 15338:** \$475 Certificate Credit

**Reg# 15339:** \$1320 College Credit (1.0)

*Instructor: Ken Jones*

*XDWG1001*

## Introduction to Product Design

A course designed to build an understanding of the product design process used by professional designers around the world. Course explores major steps including research and analysis, concept generation, design development, engineering principles, material fundamentals, mechanical layout, ergonomic principles, 2D design sketching and rendering, 3D model making, and presentation techniques. In this course students design an original product, from initial concept to final design. Students are guided through the design process via weekly assignments and project reviews with emphasis on developing innovative and compelling design solutions. Students develop their skills in the areas of thinking and communication, problem solving, design language, design aesthetics, and the principles of sustainable design. Also covers drawing techniques, perspective, composition, and professional communication techniques.

**Prerequisite:** None

**First class materials:** TBD

*February 3 – April 13 (no mtg. 3/23)*

*Wed 7:00–10:00pm / 10 sessions / 16 students*

**Reg# 15301:** \$435 Non-credit

**Reg# 15302:** \$475 Certificate Credit

**Reg# 15303:** \$1320 College Credit (1.0)

*Instructor: Michael Kollins*

*XPRD7501*

## Fundamentals of 2-Dimensional Design

This foundation-level course introduces design for the beginner through the application and understanding of 2-dimensional elements and principles. Course offers preparation for beginners and professionals in several design areas. Weekly achromatic (non-color) projects deal with fundamentals of line, space, directional movement, balance, value, texture, pattern, and monochromes. Confidence in hand skills is developed and a final project in the student's area of interest is required. Students gain exposure to a range of current and historical design forms. Class includes studio time, slide lectures, and critique.

**Prerequisite:** None (may be taken concurrently with XGRD1101 Color Theory & Design)

**First class materials for Blake:** 8 1/2"x11" paper, 2H pencil, 2" x 18" clear plastic grid ruler, black chisel-point marker, micro fine-line black pen, pencil sharpener, eraser, Pentel brand fine-point white correction pen, 3M correction tape (1/4" or smaller)

**First class materials for Osherow:** Sketchbook, pencil, ruler, medium and broad point black felt markers

*January 30 – April 23 (no mtg. 3/26)*

*Sat 10:00am–1:00pm / 12 sessions / 16 students*

**Reg# 15212:** \$435 Non-credit

**Reg# 15213:** \$475 Certificate Credit

**Reg# 15214:** \$1320 College Credit (1.0)

*Instructor: Staff*

*XGRD5012*

*February 4 – April 28 (no mtg. 3/24)*

*Thur 7:00–10:00pm / 12 sessions / 16 students*

**Reg# 15215:** \$435 Non-credit

**Reg# 15216:** \$475 Certificate Credit

**Reg# 15217:** \$1320 College Credit (1.0)

*Instructor: Randy Osherow*

*XGRD5012*

## Perspective Drawing

Developed during the Renaissance, perspective was as innovative then as the Internet is today. Perspective enabled artists to create the illusion of depth, volume, and three-dimensional space on a two-dimensional picture plane. Interior design is concerned with the creation of living, working, and hospitality environments. The spaces themselves, as well as their contents, needs to be rendered both two and three-dimensionally. This is accomplished through using grids, floor plans, and one-point and two-point perspective drawings. Floor plans help to illustrate a design concept. One-point and two-point perspective grids help bring the designer's vision into reality. In this hands-on course, students gather reference photos of furniture, accessories, and plants to fill their rooms, and render them in felt-tip markers. Students work in class every session – bring supplies to all class meetings.

**Prerequisite:** XDWG1001 Drawing & Composition

**First class materials:** 36" metal T-square, 30/60 14" plastic triangle, H, HB, and 2B drawing pencils (two each), drafting dots or masking tape, tracing paper roll (18" wide), 18" x 24" marker pad (Graphics 360), 10, 30, 50, 70, 90, & black felt-tip markers (cool gray), black Tombo brush tip pen, kneaded eraser, hard eraser

*February 3 – April 13 (no mtg. 3/23)*

*Wed 7:00–10:00pm / 10 sessions / 16 students*

**Reg# 15304:** \$435 Non-credit

**Reg# 15305:** \$475 Certificate Credit

**Reg# 15306:** \$1320 College Credit (1.0)

*Instructor: Scott Zaragoza*

*XPRD7607*

## Introduction to Digital Design

Learn the basics of computer operation for graphics applications. Instruction focuses on the Mac platform and introduces students to hierarchical structure, graphic interface, and various applications. Students are exposed to a wide array of digital graphics software applications including: Adobe Illustrator, Adobe Photoshop, QuarkXpress, Adobe InDesign, Adobe Flash, and Adobe Dreamweaver. (Please note: software varies depending on course emphasis.) This hands-on course is taught in the Otis computer lab, and includes additional lab time on a sign-up basis at no additional cost.

**Prerequisite:** XCMP9200 Basic Computer Operations or equivalent knowledge

**First class materials for Godwin:** USB Flash Drive; Please test functionality of disk before use.

**First class materials for Marinaccio:** USB Flash Drive; note-taking materials

**(Emphasis: Web Design/Multimedia)**

*January 30 – April 9 (no mtg. 3/26)*

*Sat 1:00–4:00pm / 10 sessions / 16 students*

**Reg# 15123:** \$745 Non-credit

**Reg# 15124:** \$780 Certificate Credit

**Reg# 15125:** \$1620 College Credit (1.0)

*Instructor: Moshé L. Godwin*

*XDMA9011*

**(Emphasis: Graphic Design/Print)**

*February 3 – April 13 (no mtg. 3/23)*

*Wed 7:00–10:00pm / 10 sessions / 16 students*

**Reg# 15126:** \$745 Non-credit

**Reg# 15127:** \$780 Certificate Credit

**Reg# 15128:** \$1620 College Credit (1.0)

*Instructor: Kathleen Marinaccio*

*XDMA9011*

## Introduction to 3D Digital Modeling: Rhino/SolidWorks

A computer studio course teaches students fundamentals of 3D modeling also known as CAD – Computer Aided Design. Emphasis is on developing the ability to create computer generated objects and products using Rhino and SolidWorks. These digital computer skills enhance the analog hand skills taught in the other studio courses. Projects result in files that can be successfully transferred and executed by a 3D printer also known as rapid prototyping. Simple rendering techniques for 2D execution are also taught as another method of communicating forms and products.

**Prerequisite:** None

**First class materials:** Note-taking materials

*January 31 – April 10 (no mtg. 3/27)*

*Sun 9:30am–12:30pm / 10 sessions / 16 students*

**Reg# 15480:** \$745 Non-credit

**Reg# 15481:** \$780 Certificate Credit

**Reg# 15482:** \$1620 College Credit (1.0)

*Instructor: Luis Ruiz*

*XPRD7503*

## Visual Communication I

A studio course focused on developing mind – eye – hand rapid visualization skills that communicate multiple ideas quickly and delineate form and function clearly. Assignments integrate the intentional use of color to enhance basic line work, resulting in compelling images. Exploration of varied media allows the student to discover their preferred method of communication. Students are encouraged to expand their skills beyond their comfort zone to learn new methods of successful visual communication. Proficiency with multiple media gives the designer a wider range of styles that convey specific messages.

**Prerequisite:** XDWG Drawing and Composition

**First class materials:** TBD

*February 2 – April 12 (no mtg. 3/22)*

*Tues 7:00–10:00pm / 10 sessions / 18 students*

**Reg# 15307:** \$435 Non-credit

**Reg# 15308:** \$475 Certificate Credit

**Reg# 15309:** \$1320 College Credit (1.0)

*Instructor: Staff*

*XPRD7605*

## ELECTIVES:

---

### Introduction to Ceramic Production

#### *Early Start Class*

With emphasis on functional ceramics, students are introduced to two-piece plaster mold making, slip casting, hump and slump molds, extrusion, potter's wheel, and low fire non-toxic glazes. By the end of the course, students produce a cup, bowl, plate, and vase. Lab hours: Thursday, 5:00–7:00pm.

**Prerequisite:** None

**First class materials:** TBD

*January 21 – May 5 (no mtg. 3/24)*

*Thur 7:00–10:00pm / 15 sessions / 15 students*

**Reg# 15310:** \$435 Non-credit

**Reg# 15311:** \$475 Certificate Credit

**Reg# 15312:** \$1320 College Credit (1.0)

*(\$35 lab fee payable upon registration)*

*Instructor: Joan Takayama-Ogawa*

*XPRD6500*



# Textile/Surface Design

**TEXTILE/SURFACE DESIGN CERTIFICATE PROGRAM** is a sequence of eight courses designed to offer training in the technical and creative skills required to begin a career in the textile/surface design field as a colorist, repeat artist, designer, or stylist.

This comprehensive program of study has been designed to prepare students for an entry level position as a textile production artist (SOC 51-6099\*) as it relates to areas of applied design including home furnishings, fashion apparel, wall coverings, floor coverings, decorative papers, and greeting cards.

## THE 8 COURSE SEQUENCE

### Prerequisite Courses [2]:

Students must complete the following two courses prior to beginning the core courses, or have equivalent knowledge.

**XGRD5012** Fundamentals of  
2-Dimensional Design

**XGRD1101** Color Theory & Design

### Core Courses [6]:

**XSRF4012** Textile/Surface Design IA

**XSRF4016** Textile/Surface Design IB

**XSRF4018** Textile/Surface Design IIA

**XSRF4020** Textile/Surface Design IIB

**XSRF4024** Textile/Surface Design IIIA

**XSRF4026** Textile/Surface Design IIIB

## ESTIMATED PROGRAM COST

The estimated program costs listed below are based on students completing two courses per term (four terms) over a two-year period.

Certificate Application: \$175

Tuition: \$3,440

Fees: \$156

Supplies & Books: \$1,500

**Total: \$5,271**

**Note:** Certificate program courses are open to all students. Students, interested in taking certificate program courses for professional growth or personal development, are welcome to attend.

For further information, or to speak with a counselor, please call 310-665-6850.

**All courses take place at Otis College of Art and Design's Elaine & Bram Goldsmith Campus, unless otherwise noted.**

## PREREQUISITE COURSES:

### Color Theory & Design

An essential course for anyone pursuing or currently working in any art or design field who must communicate effectively with color. Confidence and skill are developed through weekly color-mixing exercises and homework projects using gouache. Through lecture, demonstration, critique, and practical experience, students investigate color theory, historical color comparison, color in nature, and analyze masterpiece color. Lectures include the phenomena of color and light and the use of color as a marketing tool.

**Prerequisite:** None (may be taken concurrently with XGRD5012 Fundamentals of 2-Dimensional Design)

**First class materials for Case:** Note-taking materials

*January 30 – April 23 (no mtg. 3/26)*

*Sat 2:00–5:00pm / 12 sessions / 16 students*

**Reg# 15206:** \$435 Non-credit

**Reg# 15207:** \$475 Certificate Credit

**Reg# 15208:** \$1320 College Credit (1.0)

*Instructor: Staff*

*XGRD1101*

February 2 – April 26 (no mtg. 3/22)  
Tues 7:00–10:00pm / 12 sessions / 16 students  
**Reg# 15209:** \$435 Non-credit  
**Reg# 15210:** \$475 Certificate Credit  
**Reg# 15211:** \$1320 College Credit (1.0)  
*Instructor: Cole Case*  
XGRD1101

## Fundamentals of 2-Dimensional Design

This foundation-level course introduces design for the beginner through the application and understanding of 2-dimensional elements and principles. Course offers preparation for beginners and professionals in several design areas. Weekly achromatic (non-color) projects deal with fundamentals of line, space, directional movement, balance, value, texture, pattern, and monochromes. Confidence in hand skills is developed and a final project in the student's area of interest is required. Students gain exposure to a range of current and historical design forms. Class includes studio time, slide lectures, and critique.

**Prerequisite:** None (may be taken concurrently with XGRD1101 Color Theory & Design)

**First class materials for Blake:** 8 1/2"x11" paper, 2H pencil, 2" x 18" clear plastic grid ruler, black chisel-point marker, micro fine-line black pen, pencil sharpener, eraser, Pentel brand fine-point white correction pen, 3M correction tape (1/4" or smaller)

**First class materials for Osherow:** Sketchbook, pencil, ruler, medium and broad point black felt markers

January 30 – April 23 (no mtg. 3/26)  
Sat 10:00am–1:00pm / 12 sessions / 16 students  
**Reg# 15212:** \$435 Non-credit  
**Reg# 15213:** \$475 Certificate Credit  
**Reg# 15214:** \$1320 College Credit (1.0)  
*Instructor: Staff*  
XGRD5012

February 4 – April 28 (no mtg. 3/24)  
Thur 7:00–10:00pm / 12 sessions / 16 students  
**Reg# 15215:** \$435 Non-credit  
**Reg# 15216:** \$475 Certificate Credit  
**Reg# 15217:** \$1320 College Credit (1.0)  
*Instructor: Randy Osherow*  
XGRD5012

## CORE COURSES

### Textile/Surface Design IA

A beginning studio course introducing the design of printed fabrics from initiation of the design to industrial requirement and limitations. This course covers materials and equipment, drawing, painting, transfer technique, research methods and printing processes. Instruction includes discussion and demonstration of the various methods of repeat processes used to create overall design pattern and color mixing and application. Through structured design problems, students execute finished textile design and croquis suitable for a portfolio.

**Prerequisite:** XGRD1101 Color Theory & Design, XGRD5012 Fundamentals of 2-Dimensional Design

**First class materials:** Roll brown parcel paper, black India ink, round #3 or #4 paint brush, flat #1 or #2 paint brush, metal ruler, clear grid ruler, roll Scotch tape, roll masking tape, sharp paring knife, two water jars, small wellled cup palette, tracing paper roll or pad, Xacto knife, pencils, eraser.

January 30 – April 23 (no mtg. 3/26)  
Sat 9:30am–12:30pm / 12 sessions /  
*limited enrollment*

**Reg# 15313:** \$435 Non-credit  
**Reg# 15314:** \$475 Certificate Credit  
**Reg# 15315:** \$1320 College Credit (1.0)  
*Instructor: Toxi Dixon*  
XSRF4012

### Textile/Surface Design IB

This companion course to Textile/Surface Design I: Part A consists of a series of projects focusing on the creation of repeat patterns for various market groups in the textile industry. Students take a design concept and create a marketable group of repeat patterns for each project. Demonstration and discussion is provided on how to problem solve various artistic techniques. Students develop a body of work suitable for their portfolio.

**Prerequisite:** XGRD1101 Color Theory & Design, XGRD5012 Fundamentals of 2-Dimensional Design

**First class materials:** Notebook, one sheet of Canson paper (white), masking tape, Gouache (permanent white, ivory black, and three colors of your choice), #6 Winsor Newton Sceptre gold round brush, Winsor Newton 1" flat brush, ruling pen, 15" stainless steel ruler with cork backing.

*January 30 – April 23 (no mtg. 3/26)*

*Sat 1:30–4:30pm / 12 sessions /*

*limited enrollment*

**Reg# 15316:** \$435 Non-credit

**Reg# 15317:** \$475 Certificate Credit

**Reg# 15318:** \$1320 College Credit (1.0)

*Instructor: Michael Carroll*

*XSRF4016*

## Textile/Surface Design IIA

An intermediate studio course building on the fundamental mechanics of repeat surface pattern development in Textile/Surface Design IA.

Students explore new materials and techniques including transparent dyes on mass paper, use of the ruling pen, and methods for obtaining more visual textures. Areas of specialized design such as turn around repeats, counter change, and turnovers are investigated. Projects such as hand printing on fabric familiarize students with actual printing methods.

**Prerequisite:** XSRF4012 Textile/Surface Design IA

**First class materials:** TBD

*January 30 – April 23 (no mtg. 3/26)*

*Sat 9:30am–12:30pm / 12 sessions /*

*limited enrollment*

**Reg# 15319:** \$435 Non-credit

**Reg# 15320:** \$475 Certificate Credit

**Reg# 15321:** \$1320 College Credit (1.0)

*Instructor: Toxi Dixon*

*XSRF4018*

## Textile/Surface Design IIB

This course expands utilization of natural forms and color studies begun in Textile/Surface Design IB. Color awareness, current color trends, and understanding specific needs of specific markets and products are emphasized. Historic research and study are approached as a method of using design and color from the past to create new looks for today's market. Intermediate level exercises develop drawing and color skills. Portfolio quality croquis and sketches are completed. Includes field trips.

**Prerequisite:** XSRF4016 Textile/Surface Design IB

**First class materials:** TBD

# Open House

## CONTINUING EDUCATION

Sunday, January 10, 2016 1-3pm

Goldsmith Campus in Westchester  
9045 Lincoln Boulevard, 2nd floor

For reservations and further information,  
please call 310-665-6850.

*January 30 – April 23 (no mtg. 3/26)*

*Sat 1:30–4:30pm / 12 sessions /*

*limited enrollment*

**Reg# 15322:** \$435 Non-credit

**Reg# 15323:** \$475 Certificate Credit

**Reg# 15324:** \$1320 College Credit (1.0)

*Instructor: Michael Carroll*

*XSRF4020*

## Textile/Surface Design IIIA

Students work on design problems of increased complexity and expand on their individual career goals. They develop a coordinated collection of design related to specific needs of an industry such as wall coverings, home furnishing textiles, and fashion textiles. Professional practices relate to the student's working portfolio, resumes, job-hunting, and interviewing, plus the necessary information needed to maintain a working studio.

**Prerequisite:** XSRF4018 Textile/Surface Design IIA

**First class materials:** TBD

*January 30 – April 23 (no mtg. 3/26)*

*Sat 9:30am–12:30pm / 12 sessions /*

*limited enrollment*

**Reg# 15325:** \$435 Non-credit

**Reg# 15326:** \$475 Certificate Credit

**Reg# 15327:** \$1320 College Credit (1.0)

*Instructor: Toxi Dixon*

*XSRF4024*

## Early Bird Discount

Otis Continuing Education offers a \$50 discount on most courses, for students enrolling on or before the Open House on January 10, 2016. For more information, see page 101.

### Textile/Surface Design IIIB

Students continue to develop drawing skills relating to natural forms and historical reference. Emphasis is placed on more imaginative uses and combinations of media and techniques including batik, overlays, airbrush, and textures. Current color trends for various industries are utilized in development of sketches/croquis.

**Prerequisite:** XSRF4020 Textile/Surface Design IIB

**First class materials:** TBD

*January 30 – April 23 (no mtg. 3/26)*

*Sat 1:30–4:30pm / 12 sessions /*

*limited enrollment*

**Reg# 15328:** \$435 Non-credit

**Reg# 15329:** \$475 Certificate Credit

**Reg# 15330:** \$1320 College Credit (1.0)

*Instructor: Michael Carroll*

*XSRF4026*

### Digital Design for Textiles

Utilizing knowledge gained in Textile/Surface Design program, this course focuses on how to digitize concepts and designs. Advanced techniques in Adobe Illustrator & Photoshop are demonstrated as they relate to Surface Design. Preparing files for separations and production are also covered. Students take a design concept and create a digital group of repeat patterns suitable for their portfolio. This hands-on course is taught in the Otis computer lab and includes additional lab time on a sign-up basis at no additional cost.

**Prerequisite:** XSRF4012, XSRF4016 Textile/Surface Design IA & IB; XDMA9011 Introduction to Computer Graphics

**First class materials:** USB Flash Drive

*January 30 – April 23 (no mtg. 3/26)*

*Sat 1:00–4:00pm / 12 sessions /*

*limited enrollment*

**Reg# 15331:** \$745 Non-credit

**Reg# 15332:** \$780 Certificate Credit

**Reg# 15333:** \$1620 College Credit (1.0)

*Instructor: Anne Bray*

*XSRF4100*

### Licensing Your Art and Earning Royalties: A Course for Designers and Artists

Explore the opportunities to license and earn royalties with your artwork. Course provides an overview of manufacturing categories, portfolio requirements, royalties vs. flat fees, contracts, negotiation, branding, marketing and publicity, ethics and professional conduct, trademarks and copyrights, tradeshow, working with agents, and most importantly, how to develop a strategic plan to license your work.

**Prerequisite:** None

**First class materials:** Note-taking materials

*January 30 – April 9 (no mtg. 3/26)*

*Sat 9:30am–12:30pm / 10 sessions / 16 students*

**Reg# 15399:** \$435 Non-credit

**Reg# 15400:** \$475 Certificate Credit

**Reg# 15401:** \$1320 College Credit (1.0)

*Instructor: Debra Valencia*

*XDEV1070*



# Fine Arts Certificate Program

**FINE ARTS CERTIFICATE PROGRAM** is a sequence of eight courses intended to provide an introduction to the fundamentals of fine arts as a vehicle for creative self-expression. Taken together, these courses provide an overview of the concepts, language and skills of fine art practice. A strong emphasis is placed on enabling students to develop their personal artistic vision. That vision is facilitated by a close working relationship between faculty and students. This program is designed to prepare students as fine artists including painters, sculptors, and printmakers (SOC 27-1013\*).

## THE 8 COURSE SEQUENCE

The program includes the six core courses outlined below, plus two elective courses. Advisors are available to help students choose elective courses from the Continuing Education catalog. Additional courses are also available for students who wish to pursue their interests beyond the Certificate program.

### Core Courses [6]:

- XARH300** Art Making Through the Ages:  
A Hands-on Approach to Art History
- XGRD1101** Color Theory & Design
- XDWG1001** Drawing & Composition
- XPTG1128** Introduction to Painting
- XPHO2010** Introduction to Photography
- XSCP1609** Introduction to Sculpture

### Elective Courses [2]:

Students may select one-unit courses from the Drawing, Painting, Printmaking, Sculpture, or Photography programs to fulfill elective credit.

## ESTIMATED TOTAL PROGRAM COST

The estimated program costs listed below are based on students completing two courses per term (four terms) over a two-year period.

Certificate Application:	\$175
Tuition:	\$3,440
Fees:	\$156
Supplies & Books:	\$2,000
<b>Total:</b>	<b>\$5,771</b>

**Note:** Certificate program courses are open to all students. Students, interested in taking certificate program courses for professional growth or personal development, are welcome to attend.

For further information, or to speak with a counselor, please call 310-665-6850.

**All courses take place at Otis College of Art and Design's Elaine & Bram Goldsmith Campus, unless otherwise noted.**

## CORE COURSES:

### Art Making through the Ages: A Hands-on Approach to Art History

In this course, students deepen their creative abilities while exploring significant artistic achievements from pre-history through contemporary times. Throughout human existence, art making has been one of the most tangible expressions of our highest aspirations and deepest emotions. The arts are an essential aspect of all societies and cultures – people the world over have mirrored, decorated, critiqued, and even changed society through their creative works. Course explores major achievements throughout the ages including pre-history, Middle Ages, the Renaissance, Impressionism, Expressionism, Fauvism, Pop, and contemporary art. This unique approach provides an opportunity for students to enhance their own work through hands-on art exercises, while expanding their knowledge of art history.



**Prerequisite:** None

**First class materials:** TBD

*February 1 – April 18 (no mtg. 2/15, 3/21)  
Mon 7:00–10:00pm / 10 sessions / 12 students*

**Reg# 15120:** \$435 Non-credit

**Reg# 15121:** \$475 Certificate Credit

**Reg# 15122:** \$1320 College Credit (1.0)

*Instructor: Linda Jacobson*

XARH300

## Color Theory & Design

An essential course for anyone pursuing or currently working in any art or design field who must communicate effectively with color. Confidence and skill are developed through weekly color-mixing exercises and homework projects using gouache. Through lecture, demonstration, critique, and practical experience, students investigate color theory, historical color comparison, color in nature, and analyze masterpiece color. Lectures include the phenomena of color and light and the use of color as a marketing tool.

**Prerequisite:** None (may be taken concurrently with XGRD5012 Fundamentals of 2-Dimensional Design)

**First class materials for Case:** Note-taking materials

*January 30 – April 23 (no mtg. 3/26)  
Sat 2:00–5:00pm / 12 sessions / 16 students*

**Reg# 15206:** \$435 Non-credit

**Reg# 15207:** \$475 Certificate Credit

**Reg# 15208:** \$1320 College Credit (1.0)

*Instructor: Staff*

XGRD1101

*February 2 – April 26 (no mtg. 3/22)  
Tues 7:00–10:00pm / 12 sessions / 16 students*

**Reg# 15209:** \$435 Non-credit

**Reg# 15210:** \$475 Certificate Credit

**Reg# 15211:** \$1320 College Credit (1.0)

*Instructor: Cole Case*

XGRD1101

## Drawing & Composition

This beginning course develops skills in the elements of drawing and composition. Through demonstration, class exercises, and critiques, students explore concepts including contour line, cross contour, modeling, uses of marks to show form and space, perspective, scale and measurement, and positive/negative space.

**Prerequisite:** None

**First class materials for Adams:** One box of Staedler Mars graphite pencils 6H to 8B; one roll of drafting tape or artists tape (low tack tape), 1/2" thick; one Staedler Mars white plastic eraser; one pencil sharpener; one Masonite drawing board with two clips and pink rubber band (large enough to hold an 18" x 24" sketch pad; one 18" x 24" Strathmore recycled drawing tablet (dark green cover) or Strathmore drawing tablet (brown cover)

**First class materials for Bledsoe:** 18" x 24" newsprint pad, drawing board, 9" x 12" sketchbook, charcoal pencils (HB, 2B, 4B), graphite pencils, ebony pencil, kneaded eraser, retractable knife, pencil sharpener

**First class materials for Jones:** Drawing board; 18" x 24" sketchpad (Strathmore, Canson, Aquabee); 11" x 14" sketchbook; Charcoal pencils: hard (HB or B), medium (2B or 4B), soft (6B or 8B); Pastel pencils: Faber-Castell "PITT" or Stabilo "CarbOthello" pencils, NO Conte' pastel pencils; Pastel colors: dark sephia in PITT and one or two other dark earth-tones, blues, reds; Colored pencils: Faber-Castell "Polychromos" and Berol "Prisma-color" Colors: two or three in dark colors (black, reds, blues, etc.; Do not get watercolor versions of these pencils) Kneaded rubber eraser; Eraser shield; Razor blades; Small piece #100 sandpaper (3" x 4"); Chamois; 18" x 2" "See-Thru Ruler" (plastic)

*January 31 – April 24 (no mtg. 3/27)  
Sun 9:30am–12:30pm / 12 sessions / 20 students*

**Reg# 15334:** \$435 Non-credit

**Reg# 15335:** \$475 Certificate Credit

**Reg# 15336:** \$1320 College Credit (1.0)

*Instructor: Beverly Bledsoe*

XDWG1001

*January 31 – April 24 (no mtg. 3/27)  
Sun 1:30–4:30pm / 12 sessions / 20 students*

**Reg# 15340:** \$435 Non-credit

**Reg# 15341:** \$475 Certificate Credit

**Reg# 15342:** \$1320 College Credit (1.0)

*Instructor: Lisa Adams*

XDWG1001

*February 2 – April 26 (no mtg. 3/22)  
Tues 7:00–10:00pm / 12 sessions / 20 students*

**Reg# 15337:** \$435 Non-credit

**Reg# 15338:** \$475 Certificate Credit

**Reg# 15339:** \$1320 College Credit (1.0)

*Instructor: Ken Jones*

XDWG1001



## Introduction to Painting: Materials & Techniques

An introduction to the basic skills and processes of rendering an image in paint. Students work with simple subject matter, including still life, reproduction, abstraction, and landscape. Emphasis is on craft with special attention given to the role of contrast in seeing, color as value, color mixing, paint as material, and the process of building the surface. Students use oil or acrylics. Course may be repeated.

**Prerequisite:** XDWG1001 Drawing and Composition or equivalent experience.

**First class materials:** 1 tube black oil paint, 1 tube white (Titanium) oil paint, 1 canvas board (16" x 20" or 11" x 14"), 1 can turpenoid or Gamsol, 1 flat oil painting bristle brush small (size 2 or 4), 1 flat oil bristle brush medium (size 6 or 8), 1 flat oil bristle brush large (size 10 or 12), paper towels, bar of soap

*January 30 – April 9 (no mtg. 3/26)*

*Sat 9:30am–12:30pm / 10 sessions / 12 students*

**Reg# 15358:** \$435 Non-credit

**Reg# 15359:** \$475 Certificate Credit

**Reg# 15360:** \$1320 College Credit (1.0)

*Instructor: Roni Feldman*

*XPTG1128*

## Introduction to Photography

Course covers the basics of black and white photography. Lectures, demonstrations, and assignments combine technical information with conceptual aspects of photography, and problem solving. Topics include using a 35 millimeter camera, black and white film choices, camera formats, lenses, ASA, aperture, depth of field, shutter speeds, lighting, composition, and other information relevant to photography. Students develop a vocabulary for "reading" images. Includes weekly assignments, individual and group critiques, slide lectures, and a final presentation of photographs. Includes two lab sessions.

**Prerequisite:** None

**First class materials:** TBD

*January 30 – April 9 (no mtg. 3/26)*

*Sat 1:00–4:00pm / 10 sessions / 14 students*

**Reg# 15408:** \$435 Non-credit

**Reg# 15409:** \$475 Certificate Credit

**Reg# 15410:** \$1320 College Credit (1.0)

*(\$35 lab fee payable upon registration)*

*Instructor: Laura London*

*XPHO2010*

# Drawing

---

**All courses take place at Otis College of Art and Design's Elaine & Bram Goldsmith Campus, unless otherwise noted.**

---

## Drawing on the Right Side of the Brain

In this hands-on workshop students learn to draw with techniques based on the work of Betty Edwards, author of the renowned book, *Drawing on the Right Side of the Brain*. Course begins with an introduction to the theory of Drawing on the Right Side of the Brain and follows a step-by-step process specifically designed for individuals who have never drawn before. The fundamental premise is that anyone can learn to draw if provided with proper guidance. Students develop their perceptual skills (ability to see) through exercises focusing on contour line, positive/negative space, sighting, and light/shadow relationships. Combines lecture and studio exercises in a nurturing and supportive environment. Materials list provided at first meeting.

**Prerequisite:** None

**First class materials:** A 2B pencil

*February 3 – April 13 (no mtg. 3/23)*

*Wed 7:00–10:00pm / 10 sessions / 18 students*

**Reg# 15349:** \$435 Non-credit

**Reg# 15350:** \$475 Certificate Credit

**Reg# 15351:** \$1320 College Credit (1.0)

*Instructor: Linda Jo Russell*

*XDWG1040*

## Drawing & Composition

This beginning course develops skills in the elements of drawing and composition. Through demonstration, class exercises, and critiques, students explore concepts including contour line, cross contour, modeling, uses of marks to show form and space, perspective, scale and measurement, and positive/negative space.

**Prerequisite:** None

**First class materials for Adams:** One box of Staedler Mars graphite pencils 6H to 8B; one roll of drafting tape or artists tape (low tack tape), 1/2"

thick; one Staedler Mars white plastic eraser; one pencil sharpener; one Masonite drawing board with two clips and pink rubber band (large enough to hold an 18" x 24" sketch pad; one 18" x 24" Strathmore recycled drawing tablet (dark green cover) or Strathmore drawing tablet (brown cover)

**First class materials for Bledsoe:** 18" x 24" newsprint pad, drawing board, 9" x 12" sketchbook, charcoal pencils (HB, 2B, 4B), graphite pencils, ebony pencil, kneaded eraser, retractable knife, pencil sharpener

**First class materials for Jones:** Drawing board; 18" x 24" sketchpad (Strathmore, Canson, Aquabee); 11" x 14" sketchbook; Charcoal pencils: hard (HB or B), medium (2B or 4B), soft (6B or 8B); Pastel pencils: Faber-Castell "PITT" or Stabilo "CarbOthello" pencils, NO Conte' pastel pencils; Pastel colors: dark sephia in PITT and one or two other dark earth-tones, blues, reds; Colored pencils: Faber-Castell "Polychromos" and Berol "Prisma-color" Colors: two or three in dark colors (black, reds, blues, etc.); Do not get watercolor versions of these pencils) Kneaded rubber eraser; Eraser shield; Razor blades; Small piece #100 sandpaper (3" x 4"); Chamois; 18" x 2" "See-Thru Ruler" (plastic)

*January 31 – April 24 (no mtg. 3/27)*

*Sun 9:30am–12:30pm / 12 sessions / 20 students*

**Reg# 15334:** \$435 Non-credit

**Reg# 15335:** \$475 Certificate Credit

**Reg# 15336:** \$1320 College Credit (1.0)

*Instructor: Beverly Bledsoe*

*XDWG1001*

*January 31 – April 24 (no mtg. 3/27)*

*Sun 1:30–4:30pm / 12 sessions / 20 students*

**Reg# 15340:** \$435 Non-credit

**Reg# 15341:** \$475 Certificate Credit

**Reg# 15342:** \$1320 College Credit (1.0)

*Instructor: Lisa Adams*

*XDWG1001*

*February 2 – April 26 (no mtg. 3/22)*

*Tues 7:00–10:00pm / 12 sessions / 20 students*

**Reg# 15337:** \$435 Non-credit

**Reg# 15338:** \$475 Certificate Credit

**Reg# 15339:** \$1320 College Credit (1.0)

*Instructor: Ken Jones*

*XDWG1001*



## Life Drawing

This beginning/intermediate course emphasizes the structure and proportion of the human form. While drawing from the live model, studio instruction includes quick sketch, long, and short poses. Students work in a variety of drawing media. Course may be repeated.

**Prerequisite:** XDWG1001 Drawing & Composition

**First class materials:** Drawing pencils, kneaded eraser, compressed charcoal, 18" x 24" newsprint pad, drawing board.

*February 2 – April 26 (no mtg. 3/22)*

*Tues 7:00–10:00pm / 12 sessions / 18 students*

**Reg# 15343:** \$435 Non-credit

**Reg# 15344:** \$475 Certificate Credit

**Reg# 15345:** \$1320 College Credit (1.0)

*Instructor: Chris Warner*

XDWG1014

**NEW!**

## Life Drawing II

A continuation of Life Drawing I, this intermediate/advanced level studio course emphasizes traditional drawing media and color drawing/painting techniques. Working from the human figure, this course begins with gestural and

dynamics drawing, anatomical instruction, structural proportions, and material exploration. The human anatomy using the model, the skeleton, and reference material will be emphasized. Sequenced instruction on anatomical elements provides rigorous training in analyzing complex visual relationships, observation, and the use of anatomy as an element in building the human form. Each class begins with 20-25 minutes of 1, 2, or 3 minute gestures. Materials include graphite, charcoal, pencil, pen, colored pencil, water media, and color media (computer tablets are also welcome). Though most drawings will be done on newsprint, students have the option of working on any paper that they would like. Focus is on life drawing development and artistic direction.

**Prerequisite:** Life Drawing I

**First class materials:** 18" x 24 Newsprint pad, drawing board, 9" x 12" sketchbook, charcoal pencils (HB, 2B, 4B), kneaded eraser, retractable knife. Paper options for large drawings will be discussed on first day. Large boards will be provided.

*January 31 – April 10 (no mtg. 3/27)*

*Sun 1:00–4:00pm / 10 sessions / 18 students*

**Reg# 15464:** \$435 Non-credit

**Reg# 15465:** \$475 Certificate Credit

**Reg# 15466:** \$1320 College Credit (1.0)

*Instructor: Beverly Bledsoe*

XDWG2014

## Graphite I for Botanical Illustration

Learn to observe and draw plants with accuracy. This hands-on drawing course enables students to develop perceptual acuity, analyze the role of light on form, and use tonal value skills that are essential in drawing any subject. Classes are held at The Los Angeles County Arboretum and Botanic Garden in Arcadia. This course is suitable not only for beginners but also for those students with extensive drawing experience. Course includes demonstration, class discussion, and critique.

**Prerequisite:** XDWG1001 Drawing & Composition

**First class materials:** 14" X 17" Strathmore Drawing Pad Series 400, Medium (no sketch or recycled paper; you can use another brand), 14" X 17" Medium Weight Tracing Paper (any brand), 3 Drafting Pencil Holders and 1 Sharpener, Leads: 2H, HB and 2B leads (at least 2 each), Eraser Stick, Erasing Shield, Drafting Brush, Mars Drafting Dots (masking tape), Portable Task Light (Ott-Lite), (Vis a Vis wet erase fine point marker, Clip, 8" X 10" Plexi and 8" X 10" format supplied by teacher for \$10.00)

*January 31 – April 17 (no mtg. 3/27)*  
*(course meets on 1/31, 2/14, 2/28, 3/13, 4/3, 4/17)*  
*Sun 9:30am–3:30pm / 6 sessions / 15 students*

**Reg# 15486:** \$435 Non-credit

**Reg# 15487:** \$475 Certificate Credit

**Reg# 15488:** \$1320 College Credit (1.0)

*Instructor: Olga Eysymontt*

*XILU6151*

**NEW!**

## Recycled Objects: Collage, Assemblage, and the Found Object

There is a rich tradition of artists using easily accessible and recycled materials in their work. This course explores formal concerns of composition, materials, and scale, as well as issues related to content, meaning, and interpretation, and their application to both words and images. Students begin by making smaller two-dimensional works and progress toward larger, more complex individual projects. Course encompasses a range of mixed media forms (including newspaper, found objects, and old magazines) and may include forays into assemblage and installation. Explores works by artists including Suzanne Duchamp, Hanna Hoch, Joseph Cornell, Lee Krasner, Robert Rauschenberg, Mark Bradford, and other contemporary artist pushing the boundaries.

**Prerequisite:** None

**First class materials:** Note-taking materials

*January 30 – April 9 (no mt. 3/26)*  
*Sat 1:00–4:00pm / 10 sessions / 20 students*

**Reg# 15467:** \$435 Non-credit

**Reg# 15468:** \$475 Certificate Credit

**Reg# 15469:** \$1320 College Credit (1.0)

*Instructor: Pamela Smith-Hudson*

*XDWG2066*

## Drawing and Meditative Mindfulness

Current research in neuroscience has demonstrated that meditative mindfulness practice can sharpen perception, creativity, and intuition, as well as increase attention and nonjudgmental awareness. This course for beginners and advanced alike, explores what drawing and mindfulness awareness meditation have in common. Both practices cultivate a state of mind where direct perception and the experience of the present moment are unfiltered by concepts and ideas. Through short exercises in mindfulness awareness practice and guided meditation sessions, students naturally develop the formal skills related to key elements of drawing. As a result, an understanding of composition, contour, gesture, value, mark-making, perspective and color relationships is enhanced through the meditative mind. Each class includes instruction in mindfulness meditation and hands-on exercises in drawing from observation with discussions, demonstrations, and critical analysis. Course also explores a variety of drawing materials and subject matter.

**Prerequisite:** None

**First class materials:** Note-taking materials

*January 30 – April 9 (no mtg. 3/26)*  
*Sat 9:30am–12:30pm / 10 sessions / 20 students*

**Reg# 15352:** \$435 Non-credit

**Reg# 15353:** \$475 Certificate Credit

**Reg# 15354:** \$1320 College Credit (1.0)

*Instructor: Lisa Oxley*

*XDWG2000*

# Painting

---

**All courses take place at Otis College of Art and Design's Elaine & Bram Goldsmith Campus, unless otherwise noted.**

---

## Introduction to Painting: Materials & Techniques

An introduction to the basic skills and processes of rendering an image in paint. Students work with simple subject matter, including still life, reproduction, abstraction, and landscape. Emphasis is on craft with special attention given to the role of contrast in seeing, color as value, color mixing, paint as material, and the process of building the surface. Students use oil or acrylics. Course may be repeated.

**Prerequisite:** XDWG1001 Drawing and Composition or equivalent experience.

**First class materials:** 1 tube black oil paint, 1 tube white (Titanium) oil paint, 1 canvas board (16" x 20" or 11" x 14"), 1 can turpenoid or Gamsol, 1 flat medium bristle brush (6 or 8), paper towels, bar of soap, small metal can, pallet

*January 30 – April 9 (no mtg. 3/26)*

*Sat 9:30am–12:30pm / 10 sessions / 12 students*

**Reg# 15358:** \$435 Non-credit

**Reg# 15359:** \$475 Certificate Credit

**Reg# 15360:** \$1320 College Credit (1.0)

*Instructor: Roni Feldman*

*XPTG1128*

**NEW!**

## Paint Like a Folk Genius

Are you compelled to tell a story through your artwork? Does your work reveal messages to the viewer? Explore the whimsical and intriguing works of folk and outsider artist/storyteller geniuses, as you create and hone your own personally inventive style. "Pure" folk artists such as Grandma Moses and Henry Darger have become popularly thought of as naturally gifted. Occasionally a self-taught artist such as Henri Rousseau became thought of as a master artist. Some of the greatest narrative painters such as Picasso and Frida Kahlo took inspiration from such untrained

artists who worked in styles outside of the mainstream. Contemporary artists, such as Kara Walker and Faith Ringgold, borrowed a folk craft that later became seen as "high" art; while artists such as Basquiat and Keith Haring have become well known for creating art that looked like it could have been folk art. In this class, participants of all skill levels are guided to complete a minimum of three cohesive artworks during the course. As a learning method, less experienced participants will be guided to select, and imitate three "master" folk artworks. Students receive plenty of individualized guidance to help each participant further develop their own unique vision and style – be it simple or complex. Although all mediums are welcome, acrylics are recommended for beginning students. Course also entails a light amount of weekly readings, short slideshow lectures, class discussion, and critique.

**Prerequisite:** None

**First class materials:** TBD

*January 31 – April 10 (no mtg. 3/27)*

*Sun 9:30am–12:30pm / 10 sessions / 12 students*

**Reg# 15470:** \$435 Non-credit

**Reg# 15471:** \$475 Certificate Credit

**Reg# 15472:** \$1320 College Credit (1.0)

*Instructor: Zeal Harris*

*XPTG1788*

## Acrylic Painting Techniques

An introductory course focusing on acrylic painting techniques. In this course, students explore use of brushstroke, grounds, mediums, palette knife, and varnishes for various effects including glazing, layering, dry brush, and impasto. Also covers color mixing and theory, optical blending, composition, value, and texture. Students experiment with techniques such as splatter, mixed media, and resist.

**Prerequisite:** Drawing & Composition

**First class materials:** Bring all painting materials that you already own for class discussion, including palettes, paper towels, a large water container, one 16" x 20" canvas





*January 31 – April 10 (no mtg. 3/27)*  
*Sun 9:30am–12:30pm / 10 sessions / 12 students*  
**Reg# 15379:** \$435 Non-credit  
**Reg# 15380:** \$475 Certificate Credit  
**Reg# 15381:** \$1320 College Credit (1.0)  
*Instructor: Lisa Adams*  
 XPTG1730

## The Process of Abstraction

This ten-week course demystifies the process of abstract painting as students develop their own contemporary painting style. Course explores abstraction that is painterly, hard-edged, referential, minimal, constructed, and de-constructed. Examines techniques used by abstract painters, as well as methods used by contemporary artists. Students use acrylics and various mixed media materials.

**Prerequisite:** XPTG1760 Introduction to Painting: Materials & Techniques; XPTG1037 Painterly Painting

**First class materials:** Acrylic painting supplies and a canvas

*February 3 – April 13 (no mtg. 3/23)*  
*Wed 7:00–10:00pm / 10 sessions / 12 students*

**Reg# 15367:** \$435 Non-credit

**Reg# 15368:** \$475 Certificate Credit

**Reg# 15369:** \$1320 College Credit (1.0)

*Instructor: Jim Morphesis*

XPTG1155

## Painting Workshop

An intermediate/advanced class that works with still life, live model, reproduction and abstraction, emphasizing development of individual techniques and continuity of style. Class paints in acrylic and/or oils on canvas, though other media and type of surface are acceptable. Appropriate paint surfaces, paint mixing and handling, and related tools of the trade are explored. Emphasis is on creativity, risk-taking and problem-solving. Each student completes several works and develops a strong sense of direction and meaning in his/her painting. Course may be repeated.

**Prerequisite:** XPTG1760 Introduction to Painting: Materials & Techniques or consent of instructor

**First class materials:** Come prepared to paint

*February 4 – April 14 (no mtg. 3/24)*  
*Thur 7:00–10:00pm / 10 sessions / 12 students*

**Reg# 15361:** \$435 Non-credit

**Reg# 15362:** \$475 Certificate Credit

**Reg# 15363:** \$1320 College Credit (1.0)

*Instructor: Linda Jacobson*

XPTG1152

## Intermediate Oil Painting: The Emerging Artist

In this intermediate level course, students expand their painting techniques, while focusing on subject matter from figuration to abstraction. Students further explore practical techniques of building a ground, color mixing, capturing form, as well as when to employ tightness versus looseness. With an emphasis on safe studio practices, this course also covers techniques (used by Rembrandt and Velasquez) that minimize exposure to toxic chemicals. Course also emphasizes techniques for creating bodies of work for professional exhibitions.

**Prerequisite:** XPTG1128 Introduction to Painting: Materials & Techniques

**First class materials:** TBD

*February 1 – April 18 (no mtg. 2/15, 3/21)  
Mon 7:00–10:00pm / 10 sessions / 12 students*

**Reg# 15376:** \$435 Non-credit

**Reg# 15377:** \$475 Certificate Credit

**Reg# 15378:** \$1320 College Credit (1.0)

*Instructor: Kimberly Brooks*

*XPTG4500*

## Master Painting Workshop with Laddie John Dill

Join artist Laddie John Dill for this master workshop, where students refine their unique artistic practices. Dill will share with students his motivations and working methods, while encouraging students to develop the necessary knowledge and technique to express their own ideas.

**Prerequisite:** XDWG1001 Drawing & Composition; XPTG1760 Introduction to Painting: Material & Techniques

**First class materials:** Painting materials

*February 2 – April 12 (no mtg. 3/22)  
Tues 7:00–10:00pm / 10 sessions / 12 students*

**Reg# 15364:** \$435 Non-credit

**Reg# 15365:** \$475 Certificate Credit

**Reg# 15366:** \$1320 College Credit (1.0)

*Instructor: Laddie John Dill*

*XPTG1800*



## Encaustic: Paint and Collage in Wax

Visual design and painting techniques such as color, composition, and form art taught through the medium of encaustic painting. Encaustic painting uses hot wax and is applied in layers to create landscapes, portraits, or abstract images. Students can paint and collage – combining papers, fabric, photographs, leaves, and found objects to make original and expressive work. Encaustic painting is completely unique, producing depth and luminosity that other mediums cannot achieve. Using the skills learned in this course, students enhance their ability to create imaginative work and to further tap into their creative abilities.

**Prerequisite:** TBD

**First class materials:** TBD

*January 30 – April 9 (no mtg. 3/26)*

*Sat 9:30am–12:30pm / 10 sessions / 16 students*

**Reg# 15382:** \$435 Non-credit

**Reg# 15383:** \$475 Certificate Credit

**Reg# 15384:** \$1320 College Credit (1.0)

*Instructor: Pamela Smith-Hudson*

*XPTG1753*

## Watercolor Painting

Open to beginning through advanced students this course explores the techniques, styles, and materials, which are unique to watercolor painting. Course focuses on layering of color to create contrast and texture in a two-dimensional composition. Also examines characteristics of transparent pigment, color mixing, basic brushstroke, and painting techniques. Covers different weights and textures of paper, as well as the tools needed to complete the job. Course emphasizes the basic rules of good design. Projects are designed to expose students to various challenges specific to the medium.

**Prerequisite:** None

**First class materials:** Transparent watercolors: ultramarine blue, Winsor Violet, Winsor Yellow, Winsor Red; #8 round watercolor brush (sable, sable mix, or synthetic), pencil, kneaded eraser, paper towels, water bucket, palette (Robert Wood or one of similar size – round or rectangle), 12" x 16" block of 140 lb. cold pressed watercolor paper or a single large sheet

## Early Bird Discount

Otis Continuing Education offers a \$50 discount on most courses, for students enrolling on or before the Open House on January 10, 2016.

For more information, see page 101.

*January 30 – April 9 (no mtg. 3/26)*

*Sat 1:30–4:30pm / 10 sessions / 15 students*

**Reg# 15370:** \$435 Non-credit

**Reg# 15371:** \$475 Certificate Credit

**Reg# 15372:** \$1320 College Credit (1.0)

*Instructor: Deborah Swan-McDonald*

*XPTG1750*

## Advanced Watercolor

In this intermediate/advanced course, students further develop their painting skills using transparent watercolor. Course focuses on experimentation with complex techniques and unusual approaches, while working more independently. Techniques covered include advanced: wet into wet, saturated wet and glazing techniques. Also addresses how to most effectively handle landscape, as well as to successfully incorporate the figure into your work. Includes field-trips to see the National Watercolor Society Demonstrator, as well as to paint on location or "en plein aire".

**Prerequisite:** XPTG1750 Watercolor Painting or equivalent experience.

**First class materials:** TBD

*January 30 – April 9 (no mtg. 3/26)*

*Sat 9:30am–12:30pm / 10 sessions / 15 students*

**Reg# 15373:** \$435 Non-credit

**Reg# 15374:** \$475 Certificate Credit

**Reg# 15375:** \$1320 College Credit (1.0)

*Instructor: Deborah Swan-McDonald*

*XPTG1752*

# Printmaking

---

**All courses take place at Otis College of Art and Design's Elaine & Bram Goldsmith Campus, unless otherwise noted.**

---

## Silkscreen

This course introduces artists to screenprinting, one of the most versatile print mediums. Students gain a complete understanding of materials – from coating and exposing a screen, to registration, use of stencils, and mixing inks. Direct emulsion photo screens allow students to work from hand made, photographic, text oriented, or digitally produced image sources. Students work with a variety of applications including paper, fabric, plastic and wood. The course also covers historical and contemporary artists working with this medium.

**Prerequisite:** None

**First class materials:** TBD

*February 3 – April 13 (no mtg. 3/23)*

*Wed 7:00–10:00pm / 10 sessions / 10 students*

**Reg# 15385:** \$435 Non-credit

**Reg# 15386:** \$475 Certificate Credit

**Reg# 15387:** \$1320 College Credit (1.0)

*(\$35 lab fee payable upon registration)*

*Instructor: Kim Alexander*

*XPRT1518*

## Digital Silkscreen: Creating Large Format Posters

Using computer-generated photo images, which can be translated to photo-emulsion screens, students learn to make large-format silk-screened posters. The course covers one color, multiple color passes, registration methods and editions. Also covers the history of poster production and historic types of hand-cut silkscreen stencils. Using this versatile and rich method of communication and self-expression, students produce at least two projects, including an edition of 10 each.

**Prerequisite:** Basic computer experience

**First class materials:** TBD

*February 6 – April 16 (no mtg. 3/26)*

*Sat 9:30am–12:30pm / 10 sessions / 10 students*

**Reg# 15388:** \$435 Non-credit

**Reg# 15389:** \$475 Certificate Credit

**Reg# 15390:** \$1320 College Credit (1.0)

*(\$35 lab fee payable upon registration)*

*Instructor: Lorna Turner*

*XPRT1523*

## Introduction to Letterpress

In this course students are introduced to the basics of letterpress printing for the Vandercook proof press including hand typesetting, typography, composition, locking up, printing, and distribution. Students also create a multi-color reduction linoleum block project, which covers registration, printing, and color separation techniques. The Otis Lab Press is a fully functioning studio with four Vandercook proof presses and over 200 typefaces. Established in 1984 by Sheila de Brettville as part of the Communication Arts Department, the Lab Press has a rich history of small edition book publishing. Students actively participate and produce award-winning books that have become a permanent part of the university rare book collections throughout Southern California.

**Prerequisite:** None

**First class materials:** \$20 materials fee payable to instructor; supply list of additional materials provided at first mtg.

*February 3 – April 13 (no mtg. 3/23)*

*Wed 7:00–10:00pm / 10 sessions / 10 students*

**Reg# 15226:** \$435 Non-credit

**Reg# 15227:** \$475 Certificate Credit

**Reg# 15228:** \$1320 College Credit (1.0)

*(\$35 lab fee payable upon registration)*

*Instructor: Staff*

*XGRD5005*



## Digital Letterpress

A studio course in letterpress printing with photopolymer plates held at the Otis Laboratory Press. This course covers all aspects of this revolutionary new process for the relief printing of digital imaging (digital-to-analog) – from digital prepress and plate processing to letterpress printing. Demonstrations include digital imaging requirements and font-editing, processing with the plate making machine, and presswork on the Vandercook flatbed cylinder press. Also covers related investigative and exploratory printing and typographic techniques. Previous experience with image-editing and page-layout software is required. Prior letterpress experience suggested.

**Prerequisite:** XGRD5705 Introduction to Letterpress or equivalent experience

**First class materials:** TBD

*February 1 – April 18 (no mtg. 2/15, 3/21)*

*Mon 7:00–10:00pm / 10 sessions / 10 students*

**Reg# 15232:** \$435 Non-credit

**Reg# 15233:** \$475 Certificate Credit

**Reg# 15234:** \$1320 College Credit (1.0)

*(\$35 lab fee payable upon registration)*

*Instructor: Leslie Ross-Robertson*

*XGRD5105*

## Open House

CONTINUING EDUCATION

Sunday, January 10, 2016 1-3pm

Goldsmith Campus in Westchester  
9045 Lincoln Boulevard, 2nd floor

For reservations and further information,  
please call 310-665-6850.

# Sculpture

---

**All courses take place at Otis College of Art and Design's Elaine & Bram Goldsmith Campus, unless otherwise noted.**

---

## Stone Sculpture

Students learn the hand carving techniques used in sculpting stone including drilling, roughing out, shaping, finishing, and detail work. Course examines the properties of different types of stone including marble, alabaster, sandstone, limestone, and granite. Strong emphasis is placed on sculptural form, surface, and artistic expression. Course also covers a brief overview of the history of stone sculpture, from prehistoric through contemporary times. Students may work in either alabaster or limestone.

**Prerequisite:** None

**First class materials:** TBD

*February 4 – April 14 (no mtg. 3/24)*

*Thur 7:00–10:00pm / 10 sessions / 12 students*

**Reg# 15405:** \$435 Non-credit

**Reg# 15406:** \$475 Certificate Credit

**Reg# 15407:** \$1320 College Credit (1.0)

*Instructor: Rude Calderon*

*XSCP1635*





## Welding/Metal Sculpture

Students receive instruction on the visual and physical properties of metal and various welding techniques and applications. Course focuses primarily on the use of steel for student projects. Emphasis is placed on maintaining a safe environment in which to weld. Covers welding procedures including gas, brazing, arc, MIG, TIG, and plasma cutting. Also covers shaping and fabricating tools and techniques. Students work on their own individual projects during class. Instructor guides students to create projects based on skill and equipment restrictions. Each student completes one welding project.

**Prerequisite:** None

**First class materials:** First class period is a lecture with no hands-on practice. Further discussion, handouts and materials list will be provided. Students supply all metals and materials for individual projects; some practice metals will be supplied by instructor.

*January 30 – April 9 (no mtg. 3/26)*

*Sat 10:00am–1:00pm / 10 sessions / 10 students*

**Reg# 15402:** \$435 Non-credit

**Reg# 15403:** \$475 Certificate Credit

**Reg# 15404:** \$1320 College Credit (1.0)

*(\$35 lab fee payable upon registration)*

*Instructor: Julia Montgomery*

*XSCP1622*

## Introduction to Glass Fusing\*

### At the Skirball Cultural Center

The technique of glass fusing dates back to ancient Egypt and Rome. Glass fusing is the binding of two or more pieces of compatible glass with heat. At temperatures of 1450F to 1700F degrees the pieces merge together to form one piece of glass. Lower temperatures can produce a variety of textural effects. The raw materials come in sheet, rod, frit and powdered glass form and through a variety of techniques can be turned into elements for sculpture and jewelry. This one-day class introduces students to visual and elemental properties of glass. Students are also instructed how to use basic glass cutting tools to create a variety of organic as well as geometric shapes. Students may select from a wide array of fused glass colors and dichroic glass and will have the opportunity to begin to explore this versatile medium through creating several pieces that could be used as pendants, brooches, earrings or cabochons at a later time. Also includes a PowerPoint presentation.

## Open House

### CONTINUING EDUCATION

Sunday, January 10, 2016 1-3pm

Goldsmith Campus in Westchester  
9045 Lincoln Boulevard, 2nd floor

For reservations and further information,  
please call 310-665-6850.

## Early Bird Discount

Otis Continuing Education offers a \$50 discount on most courses, for students enrolling on or before the Open House on January 10, 2016.

For more information, see page 101.

**Prerequisite:** None

**First class materials:** \$25 lab fee covers the cost of materials and firing for the class projects. (Projects will be fired at instructor's studio and returned to students via mail.) Bring a small USPS priority mail box to class with self-addressed label. Loaner glass cutting tools will be provided and may be purchased as desired. Bring a 3" x 6" quilter's plexi-glass ruler, one bottle of clear school glue, thin tip sharpie, scissors, safety eyewear and magnification. Bring sack lunch and water.

*February 13*


*Sat 9:30am–4:30pm / 1 session / 10 students*

**Reg# 15492:** \$99 Non-credit

*Instructor: Karen Silton*

*XCRF6111*

# HANDCRAFTED ART & DESIGN



For further information, please call 310-665-6850.  
To register, visit [www.otis.edu/ce](http://www.otis.edu/ce)

- > Ceramics
- > Furniture & Woodworking
- > Glass
- > Jewelry Design
- > Metal

"Sustained Beauty", Joan Takayama-Ogawa

---

All courses take place at Otis College of Art and Design's Elaine & Bram Goldsmith Campus, unless otherwise noted.

---

# Ceramics

## Introduction to Ceramic Production

*Early Start Class*

With emphasis on functional ceramics, students are introduced to two-piece plaster mold making, slip casting, hump and slump molds, extrusion, potter's wheel, and low fire non-toxic glazes. By the end of the course, students produce a cup, bowl, plate, and vase. Lab hours: Thursday, 5:00–7:00pm.

**Prerequisite:** None

**First class materials:** TBD

*January 21 – May 5 (no mtg. 3/24)*

*Thur 7:00–10:00pm / 15 sessions / 15 students*

**Reg# 15310:** \$435 Non-credit

**Reg# 15311:** \$475 Certificate Credit

**Reg# 15312:** \$1320 College Credit (1.0)

*(\$35 lab fee payable upon registration)*

*Instructor: Joan Takayama-Ogawa*

*XPRD6500*

---

# Furniture & Woodworking

## Machine Woodworking

working practices. Through lectures and hands-on training, students design and construct objects of their choice using the techniques of furniture making. Course topics include selecting and milling lumber, five basic wood joints, glues, Japanese and European hand tools, fasteners and finishing. Advanced students are invited to use wood lamination and carving techniques for their projects. Students must pass a safety test to use the woodworking shop.

**Prerequisite:** None

**First class materials:** Students should bring a rigid tape measure and materials for drawing and note taking to every class. Class materials provided by student, cost of materials not included. Cost of project vary depending on student's design.

*February 1 – April 18 (no mtg. 2/15, 3/21)*

*Mon 7:00–10:00pm / 10 sessions / 10 students*

**Reg# 15200:** \$435 Non-credit

**Reg# 15201:** \$475 Certificate Credit

**Reg# 15202:** \$1320 College Credit (1.0)

*(\$35 lab fee payable upon registration)*

*Instructor: Andrew Armstrong*

*XFRN1617*

---

# Glass

## Introduction to Glass Fusing\*

**At the Skirball Cultural Center**

The technique of glass fusing dates back to ancient Egypt and Rome. Glass fusing is the binding of two or more pieces of compatible glass with heat. At temperatures of 1450F to 1700F degrees the pieces merge together to form one piece of glass. Lower temperatures can produce a variety of textural effects. The raw materials come in sheet, rod, frit and powdered glass form and through a variety of techniques can be turned into elements for sculpture and jewelry. This one-day class introduces students to visual and elemental properties of glass. Students are also instructed how to use basic glass cutting tools to create a variety of organic as well as geometric shapes. Students may select from a wide array of fused glass colors and dichroic glass and will have the opportunity to begin to explore this versatile medium through creating several pieces that could be used as pendants, brooches, earrings or cabochons at a later time. Also includes a Power-Point presentation.

**Prerequisite:** None

**First class materials:** \$25 lab fee covers the cost of materials and firing for the class projects. (Projects will be fired at instructor's studio and returned to students via mail.) Bring a small USPS priority mail box to class with self-addressed label. Loaner glass cutting tools will be provided and may be purchased as desired. Bring a 3" x 6" quilter's plexi-glass ruler, one bottle of clear school glue, thin tip sharpie, scissors, safety eyewear and magnification. Bring sack lunch and water.

*February 13*

*Sat 9:30am–4:30pm / 1 session / 10 students*

**Reg# 15492:** \$99 Non-credit

*Instructor: Karen Silton*

*XCRF6111*

# Jewelry Design

## Introduction to Fine Silver Metal Clay\*

At the Skirball Cultural Center

Ancient jewelry making techniques converge with new millennium technology through Precious Metal Clay. Fine silver particles suspended in an organic binder and water form a wonderfully malleable material that can be formed like earthen clay. When fired in a kiln it fuses or “sinters” together to become a .999, pure silver object. In this intensive workshop, students begin to master PMC as they learn how to texture, set gems, roll coils, form custom bails, re-hydrate dry material, and safely use a butane torch to fire creations made at home. Students create an original pair of earring drops and pendant. Course covers various finishing methods including wire brushing, burnishing, and patinas.

**Prerequisite:** None

**First class materials:** \$65 materials fee payable to instructor at first class meeting includes one package of Precious Metal Clay and a faceted lab grown gemstone. Syringe, paste, and paper clay are also available for use and a loaner tool kit is provided. Additional supplies may be purchased as desired. Bring sack lunch, water, and eye magnification.

*February 6*

*Sat 9:00am–5:00pm / 1 session / 12 students*

**Reg# 15357:** \$99 Non-credit

*Instructor: Delia Marsellos-Traister*  
*XJWL3018*

## Fine Silver Metal Clay Techniques\*

Enrich your jewelry design experience with Precious Metal Clay. This wonderfully malleable material, consisting of fine silver particles suspended in an organic binder and water, can be formed like earthen clay. When fired in a kiln it fuses or “sinters” together to become a .999 pure silver object. In this course students explore PMC techniques while making bead caps and cones, setting lab-grown gemstones and dichroic glass cabachons, creating hollow beads, and moldmaking. Due to time restraints, pieces completed in class will be fired at the instructor’s studio and returned for finishing by the student.

**Prerequisite:** None (Recommended: XJWL3018 Introduction to Precious Metal Clay)

**First class materials:** \$200 materials fee payable to instructor in two parts, \$100 at 1st class meeting and \$100 at 4th class meeting; includes PMC™ and faceted lab grown gemstones, dichroic glass, ceramic shard, bisque bead, and other materials necessary for completing all projects. Syringe, paste, and paper are also available for use and a loaner kit is provided. Additional clay products may be purchased as desired. Bring snack, water, and eye magnification.

*February 3 – March 30 (no mtg. 3/23)*

*Wed 7:00–10:00pm / 8 sessions / 12 students*

**Reg# 15356:** \$235 Non-credit

*Instructor: Delia Marsellos-Traister*  
*XJWL3020*

## Jewelry Design: Bead Stringing, Knotting, and Wire Wrapping\*

During this eight-week course, students design and create their own jewelry. Basic bead stringing and wire wrapping methods are demonstrated step by step. Course covers stringing, knotting, wire wrapping, French wire, and finishing techniques. Projects include a variety of styles of necklaces, bracelets and earrings – from single and multi-strand beaded necklaces with different endings to wire wrapped bead and chain necklaces, bracelets, and earrings.

**Prerequisite:** None

**First class materials:** One size 3 nylon or silk bead cord with needle attachment; 2 small clam shells; 1 small clasp; 1 6mm to 8mm solid (not cut) jump ring; 2 earring wires; 2 head pins; Beads: 1 strand of 3mm to 5mm beads of your choice; chain nose pliers; needle nose pliers; round nose pliers; thread cutter; wire cutter; tube of cement; knotting tweezers; measuring tape; masking tape; pin vise; bead board (optional). Estimated cost of supplies is approximately \$100 (cost of beads and metal varies depending on student’s selection).

*February 4 – March 31 (no mtg. 3/24)*

*Thur 7:00–10:00pm / 8 sessions / 16 students*

**Reg# 15355:** \$235 Non-credit

*Instructor: Faye Rouhi*  
*XJWL3009*



# Metal

## Welding/Metal Sculpture

Students receive instruction on the visual and physical properties of metal and various welding techniques and applications. Course focuses primarily on the use of steel for student projects. Emphasis is placed on maintaining a safe environment in which to weld. Covers welding procedures including gas, brazing, arc, MIG, TIG, and plasma cutting. Also covers shaping and fabricating tools and techniques. Students work on their own individual projects during class. Instructor guides students to create projects based on skill and equipment restrictions. Each student completes one welding project.

**Prerequisite:** None

**First class materials:** First class period is a lecture with no hands-on practice. Further discussion, handouts and materials list will be provided. Students supply all metals and materials for individual projects; some practice metals will be supplied by instructor.

*January 30 – April 9 (no mtg. 3/26)*

*Sat 10:00am–1:00pm / 10 sessions / 10 students*

**Reg# 15402:** \$435 Non-credit

**Reg# 15403:** \$475 Certificate Credit

**Reg# 15404:** \$1320 College Credit (1.0)

*(\$35 lab fee payable upon registration)*

*Instructor: Julia Montgomery*

*XSCP1622*

## Early Bird Discount

Otis Continuing Education offers a \$50 discount on most courses, for students enrolling on or before the Open House on January 10, 2016.

For more information, see page 101.

# PHOTOGRAPHY



For further information, please call 310-665-6850.  
To register, visit [www.otis.edu/ce](http://www.otis.edu/ce)



# Photography

**PHOTOGRAPHY CERTIFICATE PROGRAM** is a sequence of 10 courses designed to offer training in the technical and creative skills necessary to enter commercial and fine art photography as a photographer (SOC 27-4021\*) Entry-level positions, such as an assistant in the studio, gallery, or academic environment are also possible after completing the program. Students are also prepared to start freelance work with the knowledge of cameras, lighting, aesthetics, printing, editing, promotion, and presentation formats needed for their specialized area of photography.

## THE 10 COURSE SEQUENCE

The Certificate Program requires five core courses, plus five elective courses. Advisors are available to help students choose elective courses. For further information, or to speak with a counselor, please call 310-665-6850.

### Core Courses [5]:

- XPHO2010** Introduction to Photography
- XPHO2012** Introduction to Black & White Darkroom
- XPHO2500** Lighting Techniques
- XPHO2060** Introduction to Color Photography
- XPHO2004** Intermediate Photography

### Electives [5]:

See electives below. For further information about the Certificate Program, or to speak with a counselor, please call 310-665-6850.

## ESTIMATED TOTAL PROGRAM COST

The estimated program costs listed below are based on students completing two courses per term (four terms) over a two-year period.

Certificate Application:	\$175
Tuition:	\$4,580
Fees:	\$195
Lab Fees:	\$315
Supplies & Books:	\$2,300
<b>Total:</b>	<b>\$7,565</b>

**Note:** Certificate program courses are open to all students. Students, interested in taking certificate program courses for professional growth or personal development, are welcome to attend.

For further information, or to speak with a counselor, please call 310-665-6850.

**All courses take place at Otis College of Art and Design's Elaine & Bram Goldsmith Campus, unless otherwise noted.**

## CORE COURSES:

### Introduction to Photography

Black and white photography is a critical building block for any photographer or artist who would like to develop an understanding of and use color and digital photography. This hands-on photography course combines technical information with conceptual skills. Topics include using a 35mm camera, black and white film choices, camera formats, lenses, ASA, aperture, light meters, depth of field, and shutter speeds. Also covers how to compose an image and shoot in natural and ambient light sources to create great everyday photographs. Students develop a vocabulary for "reading" and evaluating images. Course includes assignments, demonstrations, an in class shoot, individual and group critiques, lab/darkroom sessions, midterm, and final presentations of photographs.

**Prerequisite:** None

**First class materials:** Students must have a 35mm camera that can be used manually or a camera that is both manual and automatic.



*January 30 – April 9 (no mtg. 3/26)*  
*Sat 1:00–4:00pm / 10 sessions / 14 students*  
**Reg# 15408:** \$435 Non-credit  
**Reg# 15409:** \$475 Certificate Credit  
**Reg# 15410:** \$1320 College Credit (1.0)  
*(\$35 lab fee payable upon registration)*  
*Instructor: Laura London*  
*XPHO2010*

## Introduction to the Black & White Darkroom

Instruction covers basic black and white darkroom equipment and processes. Students develop 35mm film and make black and white prints using various papers. Among the techniques demonstrated are cropping, burning and dodging, contrast control, print format, and spotting. Discussions cover film choices, darkroom safety, archival processes, and the creative aspects of black/white darkroom controls leading to enhanced personal expression. Although some basic 35mm camera experience is recommended, both beginning and advanced students who wish to learn basic darkroom skills may enroll.

**Prerequisite:** XPHO2010 Introduction to Photography

**First class materials:** One package of 8"x10" RC (Resin Coated) Photographic Paper. Supply list of additional materials provided at the first class meeting.

*February 2 – April 12 (no mtg. 3/22)*  
*Tues 7:00–10:00pm / 10 sessions / 14 students*  
**Reg# 15411:** \$435 Non-credit  
**Reg# 15412:** \$475 Certificate Credit  
**Reg# 15413:** \$1320 College Credit (1.0)  
*(\$35 lab fee payable upon registration)*  
*Instructor: Patrick Miller*  
*XPHO2012*

## Lighting Techniques

Understanding how light interacts with your subject is as important as understanding how to use your camera. In this hands-on course students are introduced to the technical and aesthetic concerns of both natural (outdoor) and studio (strobe) lighting. Course covers lighting techniques including use of light meters, reflectors, fill flash, soft boxes, and the safe operation of strobe equipment. Students photograph a variety of subjects (people and products) to understand how lighting problems and solutions are inherent in each. Course is held in the Otis Lighting Studio. Students should bring samples of work to first class meeting.

**Prerequisite:** XPHO2010 Introduction to Photography or equivalent knowledge. Students must have working knowledge of traditional/digital manual camera functions.

**First class materials:** Digital cameras required for all class instruction. Film cameras may be used with the approval of Instructor.

*February 4 – April 14 (no mtg. 3/24)*

*Thur 7:00– 10:00pm / 10 sessions / 12 students*

**Reg# 15423:** \$435 Non-credit

**Reg# 15424:** \$475 Certificate Credit

**Reg# 15425:** \$1320 College Credit (1.0)

*(\$35 lab fee payable upon registration)*

*Instructor: David Calicchio*

*XPHO2500*

## Introduction to Color Photography

In this course students investigate color aesthetics and techniques, learning how to make photographs that have strong color, composition, and impact. Topics include camera exposure, using color negative and transparency films, lighting situations, lab quality control, contact sheets, and color printing. Demonstrations and discussion include darkroom techniques such as color correcting, print exposure, print manipulation, and the use of instant and alternative color materials. One-on-one critiques encourage students to establish a foundation for the expression of a personal vision.

**Prerequisite:** Basic camera and darkroom skills.

**First class materials:** TBD

*February 4 – April 14 (no mtg. 3/24)*

*Thur 7:00–10:00pm / 10 sessions / 10 students*

**Reg# 15414:** \$435 Non-credit

**Reg# 15415:** \$475 Certificate Credit

**Reg# 15416:** \$1320 College Credit (1.0)

*(\$35 Lab fee payable upon registration)*

*Instructor: Ginger Van Hook*

*XPHO2060*

**NEW!**

## Digital Photography

### Blended Course

This course explores digital photography techniques for fine art, portrait, editorial, and documentary genres of image-making. Students use digital cameras in manual mode and a variety

of program modes, while focusing on composition, exposure, and working with available and artificial light. Course covers use of Adobe Photoshop Lightroom image management software to edit and organize images, as well as planning workflows to help the photographer successfully satisfy project requirements portraying subject, space, and idea. This course is presented in a ten-week blended format including seven face-to-face meetings and three online meetings. Students work with their own DSLR camera or mirrorless digital camera. One face-to-face meeting is a photo shoot field trip. All other face-to-face class meetings are held in the Otis computer lab. Students enrolled in the course can access the computers and software in these facilities outside of class meetings. The course's online modules can be accessed from any computer with an Internet connection.

**Prerequisite:** Introduction to Photography or equivalent experience.

**First class materials:** Digital SLR camera or digital mirrorless camera with capability to function in fully manual settings, save images in RAW file format, and accept interchangeable lenses.

*February 2 – April 12 (no mtg. 3/22)*

*Tues 7:00–10:00pm / 10 sessions / 16 students*

*(Every third session is conducted online)*

**Reg# 15420:** \$745 Non-credit

**Reg# 15421:** \$780 Certificate Credit

**Reg# 15422:** \$1620 College Credit (1.0)

*Instructor: Eugene Ahn & Joanne Kim*

*XPHO2600*

## ELECTIVES:

**NEW!**

## Photography: Portfolio and Professional Practice

In this course, students explore professional practices while generating a photographic portfolio. A strong portfolio is essential for students planning to pursue a career in photography. Course covers creating a cohesive body of work, completing a professional portfolio, developing a resume and artist statement, creating a press packet, and documenting artwork. Focuses on learning to write and speak clearly about your work and applying to artist opportunities online and in person.

**Prerequisite:** Introduction to Photography or equivalent experience.

**First class materials:** TBD

*January 30 – April 9 (no mtg. 3/26)*

*Sat 9:00am–12:00pm / 10 sessions / 16 students*

**Reg# 15493:** \$435 Non-credit

**Reg# 15494:** \$475 Certificate Credit

**Reg# 15495:** \$1320 College Credit (1.0)

*(\$35 lab fee payable upon registration)*

*Instructor: Laura London*

*XPHO4455*

## Street Photography

The 2011 exhibition *Art in The Streets* at The Geffen Contemporary in downtown Los Angeles drew record crowds and confirmed the influence of the urban environment on the way we look and see. Photography has played a vital role in the development of this influence. The tradition of street photography emerged early in the twentieth century with modernist masters Henri Cartier-Bresson and Alfred Stieglitz, and expanded with contributions by Weegee, Robert Frank, and Lee Friedlander, among others. Join Otis Chair Emeritis, Ave Pildas on an exploration of the streets and sites of Southern California. Capture the moment. Discover what, when, where and how to shoot photographs on the street. Learn the etiquette of street photography, the do's and don'ts of shooting, and your rights as a photographer. Acquaint yourself with equipment and techniques. Course focuses on subject matter, composition, and developing your own personal style. We shoot as a group in historic locations like downtown Los Angeles, Venice Beach and Hollywood Boulevard. In the classroom, we will look at examples of successful street photography and critique the photographs that result from our shoots.

*January 30 – April 9 (no mtg. 3/26)*

*Sat 9:30am–12:30pm / 10 sessions / 14 students*

**Reg# 15496:** \$435 Non-credit

**Reg# 15497:** \$475 Certificate Credit

**Reg# 15498:** \$1320 College Credit (1.0)

*(\$35 lab fee payable upon registration)*

*Instructor: Ave Pildas*

*XPHO2004*

## OTHER COURSES OF INTEREST:

### Urban Noir: Night Photography at the Santa Monica Pier\*

Join internationally renowned night photographer, Helen K. Garber, as she guides students through the specialized techniques of night photography at one of the artist's favorite Los Angeles Landmarks – the world famous Santa Monica Pier. (This is the first photography class, taking place on the pier that is sanctioned by the Santa Monica Pier Restoration Corporation.) The course begins at Otis for an introductory meeting to prepare students for the shoot. The second session meets late in the day, in the private quarters of the Pier Restoration Corporation, the old apartments above the landmark Carousel, a special treat in itself. After a preliminary discussion and a tour with your instructor to point out the best vantage points, students watch and evaluate the available light, to be ready to shoot by sunset. Shooting continues through dusk and nightfall. Following the shooting session, the students may opt to stay, relax and share a meal with Ms. Garber at one of the restaurants on the pier. The final meeting takes place at Otis for a critique of the students' photographs.

**Prerequisite:** Students are expected to understand how to use their camera, including ISO, speed, and aperture settings.

**First class materials:** Note-taking materials. Film cameras are acceptable for the shoot, with t-max 400 or 3200 film, but digital cameras are recommended. A mini Tripod or tripod is mandatory for shooting at the pier.

*February 16 – February 29*

*(Class meets Tues., 2/16 at Otis; Mon., 2/22 at the SM Pier; and Mon., 2/29 at Otis)*

*Mon/Tues 7:00–10:00pm / 3 sessions / 16 students*

**Reg# 15426:** \$175 Non-credit

*Instructor: Helen K. Garber*

*XPHO2086*

# PRE-COLLEGE AND K-12 PROGRAMS



For further information, please call 310-665-6864.  
To register, please call 310-665-6864.

> Portfolio Development  
> Young Artist Workshops

# Portfolio Development and College Preparation

Building a strong portfolio is essential for admission to Otis and other colleges of art and design. These specialized courses focus on skill-building, creative self-expression, in-depth exploration of art materials and techniques. All courses are taught by practicing professional artists, many of whom teach in Otis' undergraduate programs. Geared towards portfolio development to support application to Otis and other colleges of art and design.

**All courses take place at Otis College of Art and Design's Elaine & Bram Goldsmith Campus, unless otherwise noted.**

## Portfolio Preparation: Observational Drawing\*

In this course, students draw from observation and develop perceptual and pictorial skills. Instruction covers drawing techniques and fundamental design principles. Students develop their creative and aesthetic sensibilities, establishing a foundation for all visual art pursuits. Assignments are geared towards portfolio requirements. Advice and direction is available for those students preparing a portfolio for art college admissions. Includes a guest lecture by a counselor from Otis' Admissions Office who offers information on college requirements.

**Prerequisite:** None

**First class materials:** 18" x 24" drawing board, 18" x 24" drawing pad (no newsprint, no bond paper), HB, 2B, and 4B drawing pencils, 2B and 4B charcoal pencils, 1 kneaded eraser, 1 Mars white eraser.

*January 30 – April 9 (no mtg. 3/26)*

*Sat 9:30am–12:30pm / 10 sessions / 20 students*

**Reg# 15433:** \$315 Non-credit

*Instructor: Jeanie Frias*

*XPFP1162*

*January 31 – April 10 (no mtg. 3/27)*

*Sun 1:00–4:00pm / 10 sessions / 20 students*

**Reg# 15434:** \$315 Non-credit

*Instructor: Scott Zaragoza*

*XPFP1162*

## Portfolio Preparation: Advanced Drawing/ Introduction to the Figure\*

This course further develops skills of observation, spatial analysis, and compositional organization. Traditional and experimental drawing activities allow the student to develop their problem solving skills by exploring conceptual challenges in a variety of media. A portion of the class meetings are devoted to figure drawing from a live nude model. Proportion and structure as well as gesture and expressive qualities of the figure are introduced. Advice and direction is available for those students preparing a portfolio for art college admissions. Includes a guest lecture by a counselor from Otis' Admissions Office who offers information on college requirements.

**Prerequisite:** Basic Drawing or equivalent experience

**First class materials:** 18" x 24" drawing board, 18" x 24" white bond paper pad, 18" x 24" newsprint pad, 2 charcoal pencils soft or ex-soft, 1 kneaded eraser, 1 white eraser, 1 X-acto knife, 24 color box of oil pastels (no soft or chalk pastels), 2 sheets of Canson Mi-Teintes brand felt grey or steel grey colored paper.



*January 30 – April 9 (no mtg. 3/26)*  
*Sat 1:00–4:00pm / 10 sessions / 20 students*  
**Reg# 15436:** \$315 Non-credit  
*Instructor: Jeanie Frias*  
*XPFP1070*

## Portfolio Preparation: Life Drawing and Painting\*

This course focuses on drawing and painting the human figure. Emphasis is placed on understanding and conceptualizing the body as form in space, while considering the figure as an element of composition. Using traditional drawing materials, volumetric drawing serves as the foundation for further study. Students explore painting techniques and concepts through the use of acrylic paint.

**Prerequisite:** Basic Drawing or equivalent experience

**First class materials:** 18" x 24" smooth newsprint and/or bond paper; 18" x 24" drawing board. Assorted pencils: soft charcoal, "carbon", dark pastel, dark colored pencils (Prismacolor or Poly-Chromos). "Soft" compressed charcoal sticks; Nupastel stick (earth tone). Assorted blending "stumps" and tortillons; kneaded rubber eraser; razor blades or retractable razor knife; 1 piece #100 grit sandpaper; chamois. Materials list for painting supplies will be distributed at first meeting.

*January 31 – April 10 (no mtg. 3/27)*  
*Sun 9:30am–12:30pm / 10 sessions / 20 students*  
**Reg# 15438:** \$315 Non-credit  
*Instructor: Ken Jones*  
*XPFP1170*

## Portfolio Preparation: Painting\*

Students explore the materials and methods of painting, including the use and mixing of oil paint and the study of representational and abstract imagery. Focus is on painting from observation and developing an individual style. Both historical and contemporary artworks are examined. Students complete up to four paintings which can be included in a portfolio for application to college. Course includes homework.

**Prerequisite:** Basic drawing experience is recommended, but not required

**First class materials:** 200 ml tube titanium white and 37 ml ivory black oil paint, 1 canvas board

Visit our web site:

[www.otis.edu](http://www.otis.edu)

(16" x 20"), 1 pint or more turpenoid or gamsol, 1 flat 1/4" paint brush, 1 flat 1" inch paint brush, 3 12-16 oz screw top jars, rags, 9" x 12" disposable paper palette. List of additional supplies provided at first class meeting.

*January 30 – April 9 (no mtg. 3/26)*  
*Sat 1:30–4:30pm / 10 sessions / 20 students*  
**Reg# 15435:** \$315 Non-credit  
*Instructor: Roni Feldman*  
*XPFP1163*

## Portfolio Preparation: 2D Animation\*

Develop traditional and computer animation techniques, by using 2D methods and Flash software on Wacom technology computer systems. In this course, students learn character animation skills including the basics of storyboarding, character development, staging, timing, weight, and anticipation. Students also view and analyze a variety of animated films to aid in developing technique and animation projects. This fun interactive course engages students to express their creativity and artistic skill while preparing them for college level animation courses.

**Prerequisite:** None

**First class materials:** 9" x 12" Drawing pad, set of graphite pencils (Faber Castell 9000 Design Pencil Tin Set or any comparable brand), eraser, set of colored pencils (Sargent Art 22-7224 24 Count Assorted Colored Pencils or any comparable brand), set of assorted color pens (Pentel color pen set, 36 assorted colors or any comparable brand), USB Drive Preferably 16GB, *Cartoon Animation* by Preston Blair

*January 30 – April 9 (no mtg. 3/26)*  
*Sat 9:30am–12:30pm / 10 sessions / 15 students*  
**Reg# 15437:** \$425 Non-credit  
*Instructor: Luis Ruiz*  
*XPFP1171*

# Young Artist Workshops

Young Artists Workshops are designed to give children and teens an equal measure of traditional art skills and spontaneous creative experiences. Children's courses introduce the elements and principles of art (line, tone, perspective, color, composition) while encouraging personal expression and exploration. Teen courses provide in-depth exploration of art materials and techniques, while further examining creative ideas through class discussions. The goal is to build self-confidence and have fun.

---

**All courses take place at Otis College of Art and Design's Elaine & Bram Goldsmith Campus, unless otherwise noted.**

---

## WEEKLY COURSES FOR YOUNG ARTISTS

---

### Drawing the Fantastic: Ages 5-8\* and 9-12\*

Students explore their imagination and find their creative voice while utilizing basic drawing techniques such as composition, line, gesture, perspective and value. Projects include creating fantasy land/cityscapes, imaginary creatures, and drawing from mythology. Course is structured to encourage creative expression, concept development, and advancement of basic drawing skills.

**First class materials:** \$35 lab fee payable to instructor for supplies.

#### Ages 5-8\*

*January 30 – March 19*

*Sat 10:00am–12:00pm / 8 sessions / 15 students*

**Reg# 15444:** \$195 Non-credit

*Instructor: John Weston*

*XCHL8035*

#### Ages 9-12\*

*January 30 – March 19*

*Sat 1:00–3:00pm / 8 sessions / 15 students*

**Reg# 15443:** \$195 Non-credit

*Instructor: John Weston*

*XCHL8035*

### Drawing Manga: Ages 12–17\*

Do you love watching anime? Do you love reading Japanese comic books? Want to create your own series? Over this 8-week course, you learn the steps of making a cool mini-Manga and tips on what makes a Manga different from all other comic books in the world. Students expand their drawing skills with a range of Manga-like facial expressions, figure drawing, and creative costumes. Also covers scriptwriting, visual storytelling, and presentation.

**First class materials:** 8.5" x 11" paper or larger (recommended: white office cardstock 110 pound weight), 24 count colored pencils, clear ruler with grid, and #2 pencils.

*January 30 – March 19*

*Sat 10:00am–12:00pm / 8 sessions / 15 students*

**Reg# 15442:** \$195 Non-credit

*Instructor: Sylvia Leung*

*XCHL8008*

### Introduction to 2D Animation: Ages 12-15\*

If you love manga, anime, cartoons, and animated films, this class is tailored for you. Learn the 12 principles of animation and utilize them via Flash and Adobe Cloud to create engaging 2D animated videos and experiments. In this class students begin with the basic bouncing ball, which evolves to create a character driven 2D animated final project. During the duration of class, students have the opportunity to view and analyze a variety of animated films and videos to aid in studying technique and developing animation projects. This is a



fun class where everyone can create great works of 2D animation.

**First class materials:** 9" x 12" Drawing pad, set of graphite pencils (Faber Castell 9000 Design Pencil Tin Set or any comparable brand), eraser, set of colored pencils (Sargent Art 22-7224 24 Count Assorted Colored Pencils or any comparable brand), set of assorted color pens (Pentel color pen set, 36 assorted colors or any comparable brand), USB Drive Preferably 16GB, *Cartoon Animation* by Preston Blair.

*January 30 – April 9 (no mtg. 3/26)*

*Sat 1:00–4:00pm / 10 sessions / 15 students*

**Reg# 15448:** \$385 Non-credit

*Instructor: Luis Ruiz*

*XCHL8143*

## Leonardo's Apprentice: Ages 5-8\*

When Leonardo da Vinci was young, he apprenticed with an older more experienced artist to learn the art trade. This early art experience introduced Leonardo to various materials and techniques: grinding and mixing pigments, learning geometry, mixing of colors, preparing panels, working of clay, and the actual act of painting itself. Using the old and modern masters as inspiration, students learn the fundamental techniques and principles of art. In this course young apprentices are introduced to basic art concepts including use of color, line, shape, texture, and composition, while learning a range of techni-

cal methods used by the masters themselves. Students learn to use various drawing, painting, and sculpture materials. The course takes place in a nurturing atmosphere, which stresses experimentation and exploration. Course is designed to heighten sensory awareness and build self-confidence in fundamental art making skills.

**First class materials:** \$35 lab fee payable to the instructor for supplies.

*January 31 – March 20*

*Sun 1:00–3:00pm / 8 sessions / 15 students*

**Reg# 15439:** \$195 Non-credit

*Instructor: Mayuka Thais*

*XCHL8027*

## Imagine Your Dragon: Ages 9-12\*

What would your very own dragon and its world be like? In this course, invent your own personal dragon, envision its imaginative world, and develop an original story. Start by learning to draw several well-known dragons using the Magic Blue Pencil, brainstorm ideas for creating your unique dragon, and then bring your dragon to life by sculpting it into reality with plaster cloth. Course also covers the basic steps and techniques to design an imaginative world for your dragon including how to draw backgrounds, middle grounds, and foregrounds. Expand your artistic vocabulary and discover the secret of how to bring a dragon that you created to life in your own inspired world.

Visit our web site:

[www.otis.edu](http://www.otis.edu)

**First class materials:** \$35 lab fee payable to the instructor for supplies.

*January 31 – March 20*

*Sun 10:30am–12:30pm / 8 sessions / 15 students*

**Reg# 15446:** \$195 Non-credit

*Instructor: Mayuka Thais*

*XCHL8044*

## Painting and Mixed Media: Ages 9-12\*

Learn to paint while exploring the materials and techniques that artists have used throughout the 20th and 21st centuries. Using canvas and acrylic paint, as well as ink and watercolor, this class follows the development of painting throughout history. Students experiment with multi-layered materials and painting techniques used by master contemporary artists, while learning about such genres as hard edge abstraction, pop art, and assemblage. Students complete up to five paintings and mix media artworks.

**First class materials:** \$35 lab fee payable to the instructor for supplies.

*January 31 – March 20*

*Sun 1:00–3:00pm / 8 sessions / 15 students*

**Reg# 15445:** \$195 Non-credit

*Instructor: Julianna Ostrovsky*

*XCHL8037*

## Painting and Visual Storytelling: Ages 13-15\*

Learn to paint with acrylics while exploring Narrative Painting, an approach to art that tells a visual story. Visual narrative is usually told in a series of images, but many artists such as Frida Kahlo, Gary Baseman, and Kara Walker have mastered the ability to tell a story through a single complex work of art or 2-dimensional installation. Using these leading artists and others as reference, choose a favorite story, comic, or original poem for inspiration to create your own paintings. Learn painting techniques such as glazing, impasto, and heavy texture, as well as the elements and principles of art including composition, color,

and form. Class discussion will focus on examples in art history that demonstrate narrative art including biography, mystery, and adventure.

**First class materials:** \$40 lab fee payable to instructor for supplies and an inexpensive 26" x 20" portfolio for storing paintings.

*January 31 – March 20*

*Sun 10:00am–12:00pm / 8 sessions / 15 students*

**Reg# 15447:** \$195 Non-credit

*Instructor: Julianna Ostrovsky*

*XCHL8036*

## Drawing on the Right Side of the Brain, a Children's Course: Ages 9-12\*

This beginning course in drawing is designed especially for children, ages 9-12. It is based upon the method developed by Dr. Betty Edwards and described in her book, *Drawing on the Right Side of the Brain*. In this course children learn the perceptual skills necessary for realistic drawing, which include the perception of edge, space, angles, proportion, light, and shadow. Course combines brief lectures and studio exercises, which guide the students through the systematic learning process. In eight weeks, students advance from symbolic images to actually drawing what they see.

**First class materials:** \$10 lab fee payable to the instructor for supplies.

*February 3 – March 30 (no mtg. 3/23)*

*Wed 4:00–6:00pm / 8 sessions / 15 students*

**Reg# 15441:** \$195 Non-credit

*Instructor: Linda Jo Russell*

*XCHL8020*

**All courses take place at Otis College of  
Art and Design's Goldsmith Campus,  
9045 Lincoln Blvd, unless otherwise noted.**

# PROFESSIONAL DEVELOPMENT



For further information, please call 310-665-6850.  
To register, visit [www.otis.edu/ce](http://www.otis.edu/ce)

# Professional Development

Courses offered in the Professional Development Series are intended for individuals interested in expanding their professional art and design experience with further knowledge and expertise.

**Note:** Certificate students may take full courses to fulfill elective requirements, with the permission of the Continuing Education counselor.

**All courses take place at Otis College of Art and Design's Elaine & Bram Goldsmith Campus, unless otherwise noted.**

**NEW!**

## Artist S.O.S.: The World of an Exhibiting Artist

This course is designed for working artists, ready with a body of work to approach exhibition venues. To keep pace in a fast-moving, tech-savvy art world, you need your collateral to be as sophisticated as your work. There are many components that go into looking, acting, and being professional. In this course, students: Develop a professional presentation for galleries and other exhibition venues; learn which promotional tools are appropriate for a visual artist in a competitive environment; learn press guidelines and protocol for dealing with editors; develop an understanding of the dynamics of subtle marketing; make use of social media, online resources, and strategies

**Prerequisite:** Basic working knowledge of a digital camera, Photoshop, and InDesign; preferable: domain name and minimal website

**First class materials:** Note-taking materials

*January 30 – April 9 (no mtg. 3/26)*

*Sat 9:30am–12:30pm / 10 sessions / 16 students*

**Reg# 15473:** \$435 Non-credit

**Reg# 15474:** \$475 Certificate Credit

**Reg# 15475:** \$1320 College Credit (1.0)

*Instructor: Lisa Adams*

*XDEV1080*

## How to Get Hung: A Practical Guide for Emerging Artists\*

Whether your goal is to exhibit or to sell your work, your portfolio needs to be top notch and your personal presentation has to produce results. Join Gallery owner and radio personality Molly Barnes as she guides students through all aspects of building an art career, with tips on galleries and what sells. Course covers how to make slides, resumes, bios, as well as how to talk about your work. Class discussions and informal portfolio reviews enable students to develop effective marketing techniques. Course also explores selling through art galleries and consultants, starting your own art gallery, and selling to corporate collectors.

**Prerequisite:** None

**First class materials:** TBD

*January 30 – February 6*

*Sat 9:00am–2:00pm / 2 sessions / 20 students*

**Reg# 15391:** \$99 Non-credit

*Instructor: Molly Barnes*

*XDEV1065*

**NEW!**

## Photography: Portfolio and Professional Practice

In this course, students explore professional practices while generating a photographic portfolio. A strong portfolio is essential for students planning to pursue a career in photography. Course covers creating a cohesive body of work, completing a professional portfolio, developing a resume and artist statement, creating a press packet, and documenting artwork. Focuses on learning to write and speak clearly about your work and applying to artist opportunities online and in person.

**Prerequisite:** Introduction to Photography or equivalent experience.



**First class materials:** TBD

*January 30 – April 9 (no mtg. 3/26)*

*Sat 9:00am–12:00pm / 10 sessions / 16 students*

**Reg# 15493:** \$435 Non-credit

**Reg# 15494:** \$475 Certificate Credit

**Reg# 15495:** \$1320 College Credit (1.0)

*(\$35 lab fee payable upon registration)*

*Instructor: Laura London*

*XPHO4455*

## Alumni Project Workshop\*

In this workshop, artists and designers work independently on the formation and development of new ideas and art forms. The workshop is open to Otis alumni who have achieved intermediate experience in one of the following lab/shop areas: digital, letterpress, metal, 3D models, printmaking, and wood. Two spaces in each area are available to qualified alumni. Artists and designers work independently but are required to participate in goal setting/orientation and two critiques, as well as submit documentation of works created at program conclusion. Program concentrates on developing/translating concepts and ideas into completed works. Includes access to approved lab/equipment, advisor, and critique group. Participants must pass a process/safety interview with Continuing Education faculty advisor as necessary. \$35 lab fee payable upon registration.

**Prerequisite:** Open to Otis BFA/MFA alumni; Intermediate level knowledge of shop/lab usage

*January 30 – April 9 (no mtg. 3/26)*

*3 formal Saturday sessions / open access / 2 students per area*

\$195 Non-credit (Digital Media)

\$195 Non-credit (Lab Press)

\$195 Non-credit (Metal Shop)

\$195 Non-credit (Model Shop)

\$195 Non-credit (Print Shop)

\$195 Non-credit (Wood Shop)

*Faculty mentor: Andrew Armstrong*

\$195 Non-credit (Ceramics)

*(Ceramics Meets Wednesdays 7-10pm, 2/3-4/13;*

*no mtg. 3/23; Ceramics Faculty Mentor:*

*Joan Takayama-Ogawa)*

*XDEV4000*

# Open House

CONTINUING EDUCATION

Sunday, January 10, 2016 1-3pm

Goldsmith Campus in Westchester  
9045 Lincoln Boulevard, 2nd floor

For reservations and further information,  
please call 310-665-6850.

## Licensing Your Art and Earning Royalties: A Course for Designers and Artists

Explore the opportunities to license and earn royalties with your artwork. Course provides an overview of manufacturing categories, portfolio requirements, royalties vs. flat fees, contracts, negotiation, branding, marketing and publicity, ethics and professional conduct, trademarks and copyrights, tradeshow, working with agents, and most importantly, how to develop a strategic plan to license your work.

**Prerequisite:** None

**First class materials:** Note-taking materials

*January 30 – April 9 (no mtg. 3/26)*

*Sat 9:30am–12:30pm / 10 sessions / 16 students*

**Reg# 15399:** \$435 Non-credit

**Reg# 15400:** \$475 Certificate Credit

**Reg# 15401:** \$1320 College Credit (1.0)

*Instructor: Debra Valencia*

*XDEV1070*

# WRITING



For further information, please call 310-665-6850.  
To register, please call 310-665-6950.

# Writing

## Self-Discovery through Writing

### Online Course

Many writers attest to the emotional, spiritual, and even physical benefits of writing. In this course, students examine how written expression can help navigate the human experience. Course explores a variety of visual and written tools for self-reflection, exploration, and expression. Students practice interactive writing therapy and expressive writing to address universal life experiences, participate in self-reflective writing experiences, and participate in classroom discussions designed to stimulate a closer look at the potential of healing writing and to deepen one's own writing process. Through discussion, group activities, written assignments, journals, and directed homework exercises, students practice utilizing the written word to explore and express who they are. **Enrollment Deadline: Mon., 2/1/2016**

**Prerequisite:** None

**First class materials:** Note-taking materials

*February 2 – April 12 (no mtg. 3/22)*

*Weekly / 10 sessions / 16 students*

**Reg# 15502:** \$435 Non-credit

**Reg# 15503:** \$475 Certificate Credit

**Reg# 15504:** \$1320 College Credit (1.0)

*Instructor: Sahag Gureghian*

*XWRT6020*

## Autobiography, Memoir, or Fiction

### At the Skirball Cultural Center

From personal life experiences, students uncover material for an autobiographical memoir or piece of fiction. Like contemporary art, which breaks down the boundaries between art and life, this writing course allows students to move between the worlds of fiction and non-fiction. From readings and workshop discussions, students generate ideas and learn the craft of writing. Course explores the letter, the personal essay, and philosophy; mining raw material, life experiences, and memory; the art of short fiction. Also covers transforming raw material; writing about family and friends; truth and integrity; inventing and re-inventing from memory; maintaining perspective; point of view; hybrid forms; rendering characters: creating dossiers; listening to dialogue; voice: yours...strengthened; description: sensory detail and other strategies; research, information, and publishing questions. This dynamic course focuses on finding each individual's story and voice. Finished works may be a personal essay, a short story, a novella, or chapters of a memoir or novel.

**Prerequisite:** None

**First class materials:** Note-taking materials

*February 2 – April 12 (no mtg. 3/22)*

*Tues 7:00–10:00pm / 10 sessions / 16 students*

**Reg# 15427:** \$435 Non-credit

**Reg# 15428:** \$475 Certificate Credit

**Reg# 15429:** \$1320 College Credit (1.0)

*Instructor: Martha Fuller*

*XWRT6408*

# INSTRUCTOR BIOGRAPHIES

---

**Lisa Adams**, MFA, Claremont Graduate University; BA, Scripps College. Ms. Adams is a painter and public artist. She is the recipient of a Fulbright Fellowship, a Brody Grant and a Durfee ARC Grant. Her work is in the collections of Eli Broad, the Edward Albee Foundation, the San Jose Museum of Art, the Long Beach Museum of Art, and the Laguna Museum of Art. She has taught throughout the Los Angeles area and abroad, including the University of Southern California and the Claremont Graduate University. Recently her work has been included in exhibitions at the San Jose Museum of Art, Gallery Fu in Yokohama, Japan, and Miami Project at the Miami Basel Art Fair. Her work is represented by CBI Gallery in Los Angeles.

**Eugene Ahn**, MA in Humanities, Pacifica Graduate Institute; BA in English, University of California, Los Angeles. Mr. Ahn is an artist, photographer, and web designer.

**Kim Alexander**, MFA in Studio Art, Claremont Graduate University; BA in Printmaking, The Evergreen State College. Mr. Alexander is a fine artist who has had solo exhibitions at Weekend Gallery (Los Angeles) and Peggy Phelps Gallery, Claremont Graduate University. He has also shown in group exhibitions at MCKA Zatoka Sztuki (Sopot, Poland), ACME Gallery, Claremont Graduate University, Soil Art Gallery (Seattle, WA), and The Helm Gallery (Tacoma, WA). Mr. Alexander also publishes fine art editions with Damaris Rivera under the name of Age of Art Multiples.

**Ruth Ann Anderson**, MFA, California State University, Long Beach. Ms. Anderson is visual artist and designer who authored the text: *Exploring the Art & Technology of Web Design* (Delmar Learning). She is the owner/Proprietor of Moonlight Designs, a full service design firm with clients including DisneyABC.com, LA411 Print and Online Advertising, and UCLA Physicians Forum.

**Andrew Armstrong**, MFA in Fine Arts; BFA in Sculpture, Otis College of Art and Design. Mr. Armstrong is the Director of Technical Support Services at Otis. His work has been exhibited in many Southern California venues. He has also served as a consultant and fabricator for notable Los Angeles based artists, designers, and institutions.

**Pam Banks**, BA in Fashion Design, University of Cincinnati. Ms. Banks is a former Designer/Patternmaker for Miss Elliette, Inc., and Chez California, Inc.

**Molly Barnes** is a New York and Los Angeles art gallery owner and radio personality who discovered John Baldessari, Gronk, Mark Kostabi, Robert Cottingham, and many others.

**Beverly Bledsoe**, BFA, Cleveland Institute of Art, MFA, Cranbrook. Her collages, assemblages, paintings, sculpture, prints, and drawings reflect an introspective view of humanity. Ms. Bledsoe has been the recipient of the U.S. American Center, Helsinki Finland; Merit Award, 21<sup>st</sup> Bradley National Printmaking Show, Illinois. In addition, Ms. Bledsoe teaches Life Drawing in Otis' Foundation Program.

**Anne M. Bray**, BFA in Fashion Design, Otis College of Art and Design. Ms. Bray is a former award-winning Fashion Doll designer for Mattel Toys. She is a fine artist represented by The Artists' Gallery, Santa Monica.  
[www.annembray.com](http://www.annembray.com)

**Kimberly Brooks**, BA, University of California, Berkeley; additional studies at Otis College of Art and Design and UCLA. Ms. Brooks is a contemporary American painter who blends figuration and abstraction to explore a variety of subjects dealing with memory, history, and identity. Brooks' work is collected nationally and abroad. Her work has also been showcased in juried exhibitions and included

in curated exhibitions at the Whitney Museum of American Art, The Museum of Modern Art, California Institute of the Arts, and Los Angeles County Museum of Art. [www.kimberlybrooks.com](http://www.kimberlybrooks.com)

**Rude Calderon** is an exhibiting fine artist specializing in stone and mixed media sculpture. His work has been exhibited internationally in Hispanic Works on Paper, LACMA; IV International Festival of Snow and Ice Sculpture (Russia); a one-man exhibition at Occidental College; and Natural Forces in LA Sculpture, Barnsdall Art Park. Mr. Calderon is also a past member of the Streetscapers, an L.A. based mural group.

**David Calicchio** ([david-calicchio.squarespace.com](http://david-calicchio.squarespace.com)), BFA in Photography, Otis College of Art and Design. Mr. Calicchio is a photographer living and working in Southern California specializing in fashion, whose work has been published nationally and internationally. Until recently, David was the lead photographer for BCBG Max Azria Group and then at bebe Stores Inc. He is currently Photo Studio Manager at Hot Topic Inc. He oversees the photography for Hot Topic, Torrid, and Black Heart Lingerie. In addition to his commercial work, David enjoys giving back what he has learned by teaching lighting and digital photography classes at his Alma Mater.

**Michael Carroll**, BFA in Textile Surface Design, Otis College of Art and Design. Mr. Carroll is currently working as a Computer Production Artist for printed textiles for apparel and home furnishings.

**Cole Case**, BFA in Fine Art, Art Center College of Design. Mr. Case is a visual artist whose work has been exhibited at Western Project (Culver City), Howard House Contemporary Art (Seattle), and Luckman Gallery, California State University, Los Angeles.

**Rebecca Chamlee** is a book artist, graphic designer, printer, writer and bookbinder and has published innovatively designed, letterpress printed, hand-bound limited-edition fine press and artist's books under the imprint of Pie In The Sky Press since 1986. Her work is in prominent special and private collections throughout the U.S. and has been exhibited widely. Chamlee is affiliated with the Fine Press Book Association, The Book Club of California, The Guild of Bookworkers, Hand Bookbinders of California, Pacific Center for the Book Arts, Ladies of Letterpress and the American Printing History Association.

**Laddie John Dill**, BFA in Fine Arts, Chouinard Art Institute (California Institute of the Arts). Mr. Dill's exhibitions include galleries and museums from such venues as Seoul, Paris, Nogoya, Helsinki, New York, Kansas City, Seattle, and throughout California. He is the recipient of two National Endowment for the Art grants and a Guggenheim Fellowship.

**Toxi Dixon**, BFA in Fine Art, California Institute of the Arts. Ms. Dixon has dedicated over 20 years of practice as a textile designer in Los Angeles and New York. Her design have been featured in a wide range of consumer markets including Victoria's Secret, Quicksilver, Target, Macy's, Talbots, and Juicy Couture.

**Jennifer Doublet**, March, SCI-Arc; MA in Decorative Arts, Christie's Fine Arts Program, London, UK; BA in Art History, Stanford University. Ms. Doublet has over ten years of experience in architectural design, project management, materials research, document production, and construction administration. Prior to working in the architectural field she served as an arts administrator for museums, art galleries, and non-profit arts organizations.

**Olga Eysymontt**, BFA in Printmaking and Painting, Rochester Institute of Technology, with further study in Surface Pattern Design at Fashion Institute of Technology, New York City. Ms. Eysymontt is a designer and fine artist. She has created surface pattern designs for Artilla Studio in Paris, France, and for Stroheim and Romann, S. Harris, Wamsutta, Bloomingdale's, Decorator's Walk, Schumacher, and Van Luit in the United States. Other clients include The Huntington Botanical Gardens and Dorians Department Store in Cachanilla, Mexico. Her fine art has been shown at the New York State Museum, Missouri Botanical Gardens, and American Society of Botanical Artists exhibition, Longwood Gardens, Kennett Square, Pennsylvania.

**Roni Feldman**, MFA in Painting, Claremont Graduate University; BA in Creative Studies/Art History, University of California, Santa Barbara. Mr. Feldman is a visual artist whose work has been exhibited at L2 Kontemporary (Los Angeles), Wilson Street Gallery (Australia), and Toomey-Tourell Fine Art (San Francisco).

**Jonathan Fidler**, BA University Plymouth, Exeter, UK; Higher National Diploma (HND) (Design/Photographic Management) Fylde College, Blackpool, UK. Mr. Fidler is the founder and principal for Solubile, a communication/graphic design agency. Clients have been Colliers Seeley, Digital Boss, Illuminate Magazine, and UPSU Exeter.

**Jeanie Frias**, BFA, Otis College of Art and Design. Ms. Frias has taught painting, drawing, and college preparation courses for over 15 years. Ms. Frias has exhibited nationally. She has taught for UCLA, Occidental College, as well as private and home school groups. As a former admissions counselor for Otis, Ms. Frias has extensive knowledge and understanding of portfolio requirements for art school admissions. She specializes in mentoring young artists towards their goal of successful application to the art college of their choice.

**Martha Fuller**, MFA, MA, is a fine artist, writer, and instructor of numerous courses in creative writing, literature, bookmaking, contemporary art history, visual art and photography. She is a creative consultant for visual and literary projects, a book "whisperer" and editor. She has exhibited her fine art photography and artist's books nationally. Her images, articles, and reviews appear in both art and literary publications. With dual degrees in Contemporary Fine Art and English she synthesizes word and image, fact and fiction, art and life. Students in her classes have published their writing and/or exhibited their work.

**Helen K. Garber** is known for her night urban landscapes taken in cities such as Los Angeles, New York, Paris, Rome and Venice, Italy. Her work is in the permanent collection of museums such as LACMA, the George Eastman House International Museum of Film and Photography, the Museum of the City of NY, MOMA Dublin, Ireland, the Brooklyn Museum, the archives of the Huntington Library, San Marino, the Academy of Motion Picture Arts & Sciences, Beverly Hills and the Venice Biennale, Venice, Italy. She received the 2014 Santa Monica Artist Fellowship. In 2006, she was commissioned by the Venice Biennale of Architecture to create a 5 foot high, 40 foot long, 360 degree panorama of the entire city of Los Angeles taken at night from the helipad of the US Bank Tower: A Night View of Los Angeles. Ms. Garber has directed a number of multi-media installations for the Venice Art Walk, LA Conservancy, Month of Photography, Los Angeles, Autumn Lights Festival, Medium Festival of Photography, San Diego and the Los Angeles International Art Show. She conceived and directed the three-month integrative arts festival: NoirFest Santa Monica, [www.noirfestsm.com](http://www.noirfestsm.com). More information can be found via [www.helenkgarber.com](http://www.helenkgarber.com).

**Parme Giuntini**, University of California, Los Angeles (B.A., M.A., Ph.D. in Art History) with a scholarly focus on eighteenth century English portraiture, gender and family representation. After graduating from UCLA, Ms. Giuntini joined the faculty of Otis College of Art and Design.

Working at an art college proved to be so challenging, productive and fun that she never left. As the Assistant Chair of Liberal Arts and Sciences and Director of Art History, she has been instrumental in teaching, designing, and supervising courses that address both fine art and visual culture. Her involvement with studio faculty nurtured an interest in fashion and culture and led to a remarkable collaboration with Kathryn Hagen, the former head of Fashion Illustration at Otis and current Chair of Fashion at Woodbury University. This resulted in the 2007 publication of GARB: A Fashion and Culture Reader. For the past five years her scholarly focus has been curriculum design, educational technology and active learning strategies with a special emphasis on online learning and information.

**Moshé L. Godwin**, BFA in Illustration, Art Center College of Design. Mr. Godwin is an illustrator and graphic designer who works in both traditional and digital media. He is an art director and multimedia producer for the Educational Technologies Network (ETN), a division of a Los Angeles based educational agency.

**Sahag Gureghian**, MFA in Creative Writing with Fiction Emphasis, National University; BA in Cinema and Television Arts/BA in English with Creative Writing Emphasis, California State University, Northridge. Mr. Gureghian is a writer whose published works are included in *Goulash – A Danse Macabre Anthology*; *The Q Review*; *The Cynic Magazine*; and *The Shine Journal*.

**Zeal Harris**, MFA in Fine Art, Otis College of Art and Design; BFA in Theater Technology from Howard University. Ms. Harris is an exhibiting Los Angeles based visual artist who creates experimental, mixed media, idiosyncratic, narrative, urban vernacular paintings provoking dialogue about contemporary socio-political issues. Her approach to life and art is interdisciplinary having worked in theater, film, and television. Her work has been included in notable exhibition sites including the 18<sup>th</sup> Street Arts Center, The Pacific Design Center, California African American Museum, Avenue 50 Studio, El Camino College Gallery, and Pounder-Kone Art Space. Television and radio interviews include Pacifica Radio, KPFK, KCET, and NBC Channel 4 News.

**Jim Higgins**, MA/BA in Cinema Studies, The City University of New York, College of Staten Island. Mr. Higgins is an experienced writer, editor, and consultant for comics and film. He is currently Program Director of Meltdown University, Meltdown Comics in Los Angeles. Past experience includes writer/editor – DC Comics, editor/publisher – New Suit – A Unique Comics Company, and writer/comic book consultant – Renaissance Man Films.

**Morrison Jackson**, MFA in Costume Design, University of Southern California; BFA in Theatre, Stephens College; BA in Fashion Design, Stephens College. Ms. Jackson is a freelance costume designer, dressmaker, and patternmaker. She received the Drama-logue Award for Pygmalion at the Hillside Repertory Co. and was nominated for the Pride Theatre Award for First Couple at the Tiffany Theatre. She has also designed wedding gowns, daywear, and historical clothes and cocktail dresses worn at the Emmy Awards.

**Linda Jacobson**, BFA, Art Center College of Design; BA, California State University, Northridge; Post-baccalaureate studies with Lorser Feitelson. Ms. Jacobson is an artist who lives and works in Venice, California. Her landscape paintings, fused with lyrical mysticism, arise from her conviction that a positive force permeates all things and offers a tremendous power for healing and growth. In her creativity seminars she helps participants tap into this source to find their own creative voice. She teaches her seminars nationally and internationally.

**Ken Jones**, MFA, California State University, Los Angeles, BA in Art, California State University, Northridge with additional studies in figure drawing under Karl Gnass and Glenn Villpu. Mr. Jones has been teaching figure drawing at CSUN since 1996.



**Susan Josepher**, Ph.D., Art Education, Curriculum and Instruction, University of Colorado; M.A., Art History and Art Education, University of Colorado; B.A., Education, Brooklyn College, City University of New York. Studied art history in Florence, Italy; painting, University of Denver. Chair of the Art Department, Metropolitan State College of Denver, Professor of Art Education, Director of the Art Education Program and currently Professor Emeritus. Consultant: Art Education Curriculum for the State of Colorado (Chair of Standards Writing Committee); for school districts throughout Colorado; for the City of Denver, and for the Denver Art Museum. LAUSD and California Institute of the Arts Curriculum Consultant; co-wrote LAUSD model lesson guide, Visual Arts for art teachers K-5. Head of Documents, Department of Education, Skirball Cultural Center. Presented at a multitude of national, state, regional, and local conferences. Awards include: Woman Educator of the Year, Metropolitan State College of Denver; NAEA Western Region Art Educator of the Year, Colorado Art Educator of the Year. Listed in Who's Who of American Women. Ms. Josepher is a Lecturer in the Otis Artists, Community, and Teaching (A.C.T.) Program.

**Jeff Kaisershot**, Senior Lecturer, Digital Media, Otis College of Art and Design. MFA, BFA in Fine Arts, University of California, Santa Barbara. Mr. Kaisershot's experience includes digital animation and media in motion for LA Eyeworks, Disney, Showtime, Warner Bros., NBC, and GRP Records. Fine art exhibitions include Robert Berman Gallery, Contemporary Exhibitions (LACE), LACMA, Bliss, and Patricia Correia Gallery.

**Joanne Kim**, BA in Interdisciplinary Studies, Media Arts, The Evergreen State College. Ms. Kim is an artist, educator, and consultant. She has also worked at Venice Arts as its lead photographer and director of education.

**Michael Kollins**, BFA Industrial Design (Transportation Design) CCS, Detroit, MI. Mr. Kollins has 30 years professional design experience at Ford Motor Co., Mattel, Playmates Toys, Toy Quest, and currently leads Kollins Design, a consulting firm specializing in consumer product design. At Ford Motor Co. he worked in the Trim and Color Studio developing new color programs and processes for automotive application. Mr. Kollins teaches Product Design for Otis' Design program and is an IDSA representative.

**Marie Lafia**, MFA, Art Center College of Design. Ms. Lafia has been working with leading global brands and clients across a full range of creative strategy, branding and design projects. This includes: Solistone Architectural Surfaces, Ascendent Spirits, BCBG, Teleflora, Screen Actors Guild, Herbalife International and StyleClick USA Networks to name a few. Her award-winning designs have been recognized by Print Magazine, AIGA/LA and GD USA.

**Sylvia Leung**, BFA in Digital Media, Otis College of Art and Design. Ms. Leung is a comic book artist and writer whose Manga, "Wish 3" was published by Ellen Million Graphics in 2004.

**Laura London**, MFA, California Institute of the Arts; BFA, University of Arizona. Ms. London's work has been exhibited in solo and group shows in Los Angeles, New York, Miami, Canada and Europe. She has produced commissioned work and editions for artist organizations. Her work is included in both individual and corporate collections. She is the recipient of two Los Angeles County Metropolitan Transportation Authority Grants, for which she created both a permanent and a temporary art installation. Press coverage of her work includes reviews and features in the LA Times, LA Weekly, Huffington Post, Time Out New York and Artillery Magazine. She presently teaches at Otis College of Art and Design and privately. She has been invited as a visiting artist and guest lecturer at Cal Arts, Cal State Los Angeles as well as other schools.

**Kathleen Marinaccio** has over 20 years of art direction, graphic design, copy-writing, printing and teaching experience. She is an expert in Adobe Photoshop, Illustrator, Acrobat, InDesign, Quark Xpress, and Microsoft PowerPoint. A graduate with honors from Pratt Institute with a BFA in Communication Design, she went from Intern to Creative Director in less than 5 years, working for amazing companies along the way - NBC Studios, HarperCollins Publishers, Marvel Comics, New World Entertainment, and Fishbrain (ABC, E!, DC Comics, Disney). Ms. Marinaccio is currently Director, Design Services at Warner Bros. Media Research & Insights.

**Delia Marsellos-Traister** is a jewelry artist and instructor, specializing in metal clay techniques. Ms. Marsellos-Traister is the owner of Phoenix Magyk, LLC. Her work has been exhibited at the Pasadena Bead and Design Show (2008-2010), Xiem Clay Center Art Fair (2009-2011), and Handmade 90041 (2010-2011). She is a member of the National Precious Metal Clay Guild, Precious Metal Clay Guild (LA Chapter), the Metal Arts Society of Southern California, and the Society of North American Goldsmiths.

**Patrick Miller**, BFA in Photography, Otis College of Art and Design. Mr. Miller's work has been exhibited at Estacion Tijuana (Tijuana, Mexico), Los Angeles Municipal Gallery, Ghetto Gloss (L.A.), and Class: C (various locations). Mr. Miller is also an accomplished performance artist whose work has been presented at Los Angeles Contemporary Exhibitions, Wignall Museum (Rancho Cucamonga), Orange County Museum of Art (Costa Mesa), Venice Graffiti Walls (Venice, CA), Lady Fest (L.A. and San Diego), Russell Space (La Jolla), The Smell (L.A.), and KSDT Radio (Online).

**Julia Montgomery**, BFA in Fine Art, Otis College of Art & Design. Ms. Montgomery is a sculptor living and exhibiting in the Los Angeles area. She is co-owner of Ledge Studio in Los Angeles.

**Jim Morphesis**, MFA, California Institute of the Arts; BFA, Tyler School of Art of Temple University. Mr. Morphesis is a well-known professional artist whose work is included in museum collections such as Contemporary Museum Honolulu, Frederick R. Weisman Museum (Pepperdine University), Laguna Art Museum, Los Angeles County Museum of Art, Metropolitan Museum, Philadelphia Museum of Art, Phoenix Art Museum, San Francisco Museum of Modern Art, and Santa Barbara Museum of Art. Solo exhibitions include Pasadena Museum of Art (Pasadena), Garboushian Gallery (Beverly Hills), Jan Baum Gallery (Los Angeles), and Tortue Gallery (Santa Monica).

**Deborah Nourse Lattimore**, BA in Art History and Ancient Near Eastern and Pre-Columbian Studies, University of California, Los Angeles. Ms. Lattimore is the illustrator and author of over 35 children's and educational books. She is the recipient of the prestigious P.E.N. Award, ACLU Award in Art for Civil Liberties, and the Color Me Bright Foundation Award. Her books are in the California Collection, and her illustrations are in numerous museums and personal collections.

**Randy Osherow**, MA in Fine Arts with emphasis on painting and drawing. Ms. Osherow is an artist with 20 years of teaching experience.

**Julianne Ostrovsky**, MFA in Painting and Sculpture, Columbia University. Ms. Ostrovsky has been nationally and internationally exhibited. She taught Painting and Drawing at Drexel University, Philadelphia, and designed accessories for the GAP in NYC. As a teaching artist Ms. Ostrovsky has instructed a range of enrichment workshops for grades K-12 and in-depth Painting and Drawing studios for youth and adults. In addition, Ms. Ostrovsky has worked as an Artist-in-Residence at the Skirball Cultural Center.



**Lisa Oxley**, MFA in Fine Art, Otis College of Art and Design; BA, University of the State of New York. Ms. Oxley is an exhibiting artist and trained instructor of mindfulness awareness meditation with over 12 years of a personal daily practice. She has studied meditation in both the Soto Zen and Tibetan Vajrayana tradition, and is a student of Sakyong Mipham Rinpoche. Ms. Oxley's art work has been shown locally and internationally in Los Angeles, Barcelona, Madrid, and Vienna. She was a recipient of an artist-in-residency grant at the Tyrone Guthrie Centre in Ireland in 2004.

**Ave Pildas**, Graduate degree in Graphic Design, Kunstgewerbeschule, Basel, Switzerland; BFA in Graphic Design, University of Cincinnati and Cincinnati Art Academy. Mr. Pildas' work has been exhibited in solo exhibitions at the Contemporary Art Center (Cincinnati), Photographer's Gallery (London), Janus Gallery (Los Angeles), Gallerie Diaframma (Milan), Cannon Gallery (Amsterdam), Gallerie 38 (Zurich) and in numerous group shows. His work has been featured in The New York Times Magazine, ZOOM, PHOTO, CAMERA, and Photographic. Mr. Pildas' photographs are included in the collections of the Museum of Modern Art (New York), Bibliotheca National (Paris), and University and Arizona. Mr. Pildas is a Professor Emeritus at Otis College of Art and Design.

**Linda Pollari**, Chair of Architecture/Landscape/ Interiors, Otis College of Art and Design; University of Wisconsin, Architect. Principle, P XS. Awards include American Architecture Award; LABC Award of Excellence; Merit Award, AIA/LA; Merit Award, AIA-Sunset Western Home Awards; House of the Year Award. Project publications include Architecture and Design (teNeues), Architectural Digest, ArchiDom, Sunset, Metropolitan Home, Los Angeles Times, Architecture, Los Angeles Magazine, Design Times, Assemblage, and Architecture and Urbanism.

**Joanne Poyourow** is the designer of two public gardens in Westchester, CA: the mixed-purpose Emerson Avenue Community Garden and the graceful and beautiful Community Garden at Holy Nativity. Ms. Poyourow has taught vegetable gardening classes for the general public since 2008. She co-teaches two classes under Otis' Sustainability minor and is known internationally for her work in the Transition Movement, a grassroots community-centric shift to more sustainable lifestyles. She writes extensively on diverse topics of sustainability; her work includes the book Environmental Change-Making, and booklets on The Secrets of Soil Building, Water Wisdom for High-Yield Gardens, Food from a Flowerpot, and Your Community Garden.

**Adham Refaat**, Master of Architecture, University of California, Los Angeles. AIA LEED AP, Principal at ARCH LA. Mr. Refaat has 23 years of experience as an architect and senior project manager and has received international awards for innovative design and planning.

**Robert Roach**, BS, Butler University. Mr. Roach has created storyboards for movies, commercials, videos, and cartoons. His client list includes Universal, New Line Cinema, Fox, The Zubi Agency, Mutual of New York, and Mann Theatres.

**Julie Robey**, BFA in Environmental Arts, Otis College of Art and Design. Ms. Robey is a digital artist specializing in digital technology and creates architectural designs for residential and commercial remodels.

**Jessica Robins Thompson**, Art Director/Executive Producer of Lightray Productions, a successful web development firm in the Los Angeles area. The company's roster of high profile clients includes Warner Music Group, Disney, AOL, Apple, NASA, and the LAPD. ([www.lightray.com](http://www.lightray.com))

**Lenord Robinson**, studies include illustration at Georgia State University and Atlanta College of Art. Mr. Robinson is a story and animation artist who has worked for Dreamworks, Disney, and Warner Bros. Animation.

**Leslie Ross-Robertson** attended West Virginia University in Theatre and Fine Arts. Ms. Ross-Robertson is the owner of Modern Optic, a contemporary letterpress studio, which designs and manufactures fine art prints, greeting cards, and artist collaborations (through Wavelength Press.) Selected clients include Knoll, Herman Miller, Steven Ehrlich Architects, and Hammer Museum.

**Faye Rouhi**, BA, Gisson University (Germany). Ms. Rouhi is the owner of Faye Rouhi Designs where she has been creating custom apparel and accessories for over 20 years. Her new jewelry line, FayeLei Custom Jewels, was launched in November 2009.

**Chris Rowland**, MFA in Fine Arts, Otis College of Art and Design. Mr. Rowland is an exhibiting fine artist and filmmaker.

**Luis Ruiz**, BFA, Computer Animation (3D), Savannah College of Art and Design. Mr. Ruiz has worked in the multimedia industry for over ten years. TV production work includes the History Channel, A&E, MTV, VH1, and Comedy Central. He has created background animations for Madonna, Christina Aguilera, Ricky Martin and others. A recent product designer for Mattel Toys, Mr. Ruiz has also done freelance work for Spinmaster, Yahoo, Nintendo of America, and Thomson Reuters.

**Linda Jo Russell**, MFA, California State University, Long Beach. Trained to teach perceptual drawing techniques by Betty Edwards, Ms. Russell now teaches workshops on drawing and creativity throughout the United States.

**Sandy Seufert**, B.S. Health Education, California State University, Northridge. With over 13 years of experience in teaching artist training, curriculum development, program management, teaching artistry, and professional development, Ms. Seufert is a teaching artist trainer, coach and curriculum development consultant. She has worked for a wide variety of arts education organizations including P.S. Arts, Dramatic Results, Turnaround Arts: California, The Armory Center for the Arts, The Music Center Performing Arts Center of Los Angeles County, Los Angeles Opera, and The Da Camera Society. As a professional cellist and fiddler, specializing in classical, jazz, and Scandinavian folk music, Ms. Seufert worked as a teaching artist with young middle school cellists and violinists and prior to her work in arts administration, she worked in special education with Los Angeles Unified School District for over ten years. She currently serves on the Regional Advisory Council for the Teaching Artist Support Collaborative of California, the Board of Directors for the Association of Teaching Artists, the National Advisory Committee for the Teaching Artists Guild, and the Board of Directors of the Culver City Symphony Orchestra.

**DeeAnn Singh** is a professional calligrapher with over 31 years of experience whose past clients have included Warner Bros., HBO, and Twentieth Century Fox. Ms. Singh specializes in historical writing for movie and television props.

**Karen Silton**, BA, University of California, Los Angeles; Certificate in Art & Architecture, Santa Monica College of Design. Ms. Silton is an artist who teaches mosaic workshops throughout Southern California. Selected commissions include Getty Artquest Mosaic Workshop and Commission (2014), Rainbow Bridge and Noah's Ark Peter Memorial Wall Mosaic, Kehillat Israel Synagogue (Pacific Palisades, 2013), and the Family Mosaic Tile Mural, Comunidad Cesar Chavez (Boyle Heights, 2010). Group exhibitions include Salon at the Society of American Mosaic Artist's Annual Conference (2014), Tesserae: The Art of Mosaic, 2<sup>nd</sup> City Council Gallery, Long Beach (2010), and Contemporary Mosaic Art, Ciel Gallery, North Carolina (2009). She is also a member of the Society of American Mosaic Artists.

**Rory Sloan**, MFA Public Practice, Otis College of Art and Design; MS Education, Sarah Lawrence College; BFA Environmental Design, Parsons School of Design. Rory Sloan is an art educator whose practice examines progressive constructivist pedagogy in the context of learning environments. The scope and scale of her work as a professional designer, artist and long standing arts educator includes a diverse studio practice involving graphic design, digital collage, painting and photography in addition to larger scale projects in interior design, landscape architecture and playground design. Rory has an extensive background in writing art curriculum and brings a diverse teaching practice forward in K-12 classrooms, college level course work and workshops for students and teachers in Los Angeles, California and New York.

**Pamela Smith Hudson** is a painter, printmaker and teaching artist based in Los Angeles. Ms. Smith Hudson is a UCLA graduate who studied art, art history, museum studies, and dance. She has 15 years of experience working in the art material industry as an art educator and consultant for some of the most innovative art material manufacturers across the globe. Ms. Smith Hudson is also currently part of the teaching staff at Los Angeles County Museum of Art.

**Gabie Strong**, MFA in Art, University of California, Irvine; March, Southern California Institute of Architecture; BA in Art, University of California, Los Angeles. Artist, noise musician, and designer exploring spaces of degeneration, drone and decay as a means to improvise new arrangements of self-reflexive meaning. Solo exhibitions at Angels Gate Cultural Center, Autonomie, and PØST, in addition to broadcasting projects for KCHUNG Radio and KCHUNG TV. Group exhibitions at the Armory Center for the Arts, Summercamp's ProjectProject, Knowledges at Mount Wilson Observatory, Pitzer Art Galleries, Torrance Art Museum, University Art Gallery UC Irvine, and LAXArt. Performed at Printed Matter's LA Art Book Fair, Human Resources, SASSAS, LACE, High Desert Test Sites, LACMA, the MAK Center for Art and Architecture and the 2012 Whitney Biennial.

**Deborah Swan-McDonald**, BS in Art Education, Southern Illinois University, Edwardsville. Ms. McDonald is an accomplished Plein Air painter and is an exhibiting fine artist. She is also a juried member of Watercolor West. Additionally, she is an educator for the Los Angeles Unified School District.

**Joan Takayama-Ogawa**, MA, (Education) Stanford University; BA (Geography/East Asian Studies) UCLA. Educator and ceramic artist in public collections of Renwick Gallery, Smithsonian Institution; LACMA, Oakland Museum, Long Beach Museum of Art, Celestial Seasonings, Hallmark Racine Art Museum.

**Mayuka Thais**, BFA, Otis College of Art and Design. A contemporary artist, Miss Mayuka is a bilingual multi-cultural artist, edutainer, and art educator who specializes in teaching International School and multi-national students. She has led songwriting classes for at-risk youths involved in San Fernando Valley's NPO Youth Speak Collective Program. At the age of nine, she won her first Art Award from the Tokyo Metropolitan Government. A published art educator, she is the recipient of Eco Arts Awards for her songs and music videos on animal conservation and ecology. Her most recent song was featured in an Independent Hollywood film, "Half Way to Hell."

**Lorna Turner**, MA in Communication Art & Design, Royal College of Art; BFA in Design and Art History, Ohio Wesleyan University. Ms. Turner is a graphic designer and fine artist whose work has been shown Loop Film Festival (Barcelona and Madrid).

**Debra Valencia**, BFA in Graphic Design, Philadelphia College of Art; President of DeVa Communications (aka DeVa Design, Inc.). Ms. Valencia is a surface/textile artist,

graphic designer, product inventor, and business entrepreneur with a passion for multicultural traditions and travel. Specializing in mix and match patterns, her signature look is vibrant and colorful, reflecting her inspiration by crafts, textile arts, and architectural ornamentation from all over the world, as well as pop art, fashion and everything vintage. She has been the creative director for several award-winning firms working on multi-disciplinary projects worldwide. Ms. Valencia's surface art is licensed with 25 manufacturers; she has over 1,000 products currently on the market in stationery, textiles, home decor, gift, and fashion accessories.

**Ginger Van Hook**, MFA in Writing, Otis College of Art and Design. Mrs. Van Hook's Photographic work has been exhibited in California. Group shows include Shizku Greenblatt Gallery 825, Focus One Gallery, Los Angeles Center for Digital Arts, Royal Cup Art Gallery, and Picture this Gallery. As an accomplished writer, Mrs. Van Hook's published works include, Core Media Group, Westside Today, Pasadena Now, the San Gabriel Valley Weekly, the Arcadia Weekly, Mountain Views, and The Penguin Political.

**Shepard Vineburg**, graduate of the New York School of Interior Design; member, American Society of Interior Designers. Mr. Vineburg is an interior designer with over 35 years of experience. He has worked for companies including Anne Hauck Art Deco, Erika Brunson Design Associates and Skidmore, Owings & Merrill Architects. He is the owner and principal of Shepard Vineburg Design, a firm specializing in architectural, furniture, product, and interior design.

**Diana Vitale**, BFA, Chouinard Art Institute. Ms. Vitale's paintings and drawings have been exhibited at the Brand Library, Glendale, CA, and the King and Main Street Galleries in Santa Monica, CA. She has distinguished herself as a successful costume illustrator and designer for Ray Agakan, Twenty-Century Fox, Bob Mackie, Jennifer Warner, and *Women's Wear Daily*.

**Chris Warner**, MFA, University of Colorado, Boulder. Mr. Warner was a recipient of a WESTAF/NEA Regional Fellowship, 1990. His work has been exhibited at the Koplin Gallery in Santa Monica, and included in numerous solo and group exhibitions throughout the Western U.S.

**John Weston**, MFA, Otis College of Art and Design; BFA Northern Illinois University. Mr. Weston is a fine artist who has exhibited in numerous shows in and around Los Angeles, most recently at CBI Gallery and Venice 6114. He has written for Artillery Magazine, and his art has been reviewed in the Los Angeles Times, the LA Weekly and the Huffington Post.

**Ty Wynn**, BA in Architecture and Design, California State College, Stanislaus. Mr. Wynn is a Project Manager for VW, Inc., a company that provides retail fixtures and visual merchandising services to the mall industry. He is the past Director of Architecture and Construction for Valenti Management, Inc., and a past Associate at Thomas Torvend Architects, A.I.A.

**Scott Zaragoza**, BFA Studies in Painting and Drawing, Otis College of Art and Design. Mr. Zaragoza has been in solo exhibitions at the Salon Gallery, London, U.K. and group shows in both the U.K and Los Angeles including George Billis Gallery. His work has been included in the prestigious Gilbert B. Silverman and was recently featured in Flaunt Magazine Nov, 2014 issue. Lecturer, Otis College of Art and Design.

**Shpetim Zero**, BA, Westmount College. Mr. Zero is an innovative fashion and costume designer who has worked for such prestigious fashion houses as Carolina Herrera, Dior and Etro. His creations have been included in *Vogue* and various national fashion magazines. Mr. Zero's designs have been worn by celebrities including Vanessa Williams, Lily Tomlin, Angela Bassett, and Smashing Pumpkins.

# GENERAL INFORMATION



For further information, please call 310-665-6850.  
To register, please call 310-665-6950.

# FACILITIES

## COMPUTER CENTER

### Academic Computing Services

310-665-6825

Room A401

Academic Computing Services supports the computing technology requirements of the Continuing Education program through labs designed around digital-based production methods including image manipulation, digital illustration, digital video and audio, 3D modeling and animation. The open-access labs and computer classrooms are equipped with the latest MacOS and Windows workstations including large format scanners, digital projectors and wide-format color printers. Here Otis' art and design courses merge studio and computer based techniques of illustration, typography, layout, 3D imaging, interactive design, video editing and motion graphics. Students have the opportunity to produce original work in various forms of output including large format color prints, DVD's and rapid prototypes.

### Hardware

- > MacOS Intel Workstations
- > Windows 7 64 bit Workstations
- > Large Format Color Scanners
- > Slide Scanners
- > Wacom Tablets
- > Wacom Cintiqs
- > Tabloid Laser Printers
- > Color Laser Printer
- > Wide-Format Color Inkjet
- > CDRW/DVDRW
- > Render Farm Access

### Software

- > Adobe Illustrator
- > Adobe Photoshop
- > Adobe InDesign
- > Adobe After Effects
- > Adobe Flash
- > Adobe Dreamweaver
- > Adobe Premiere
- > Apple Final Cut Pro
- > Apple Motion
- > Apple DVD Studio Pro
- > Apple Soundtrack Pro
- > Apple Aperture
- > Apple iLife

- > AutoCAD
- > Autodesk Inventor
- > Autodesk Maya
- > Autodesk Sketchbook Pro
- > Microsoft Office
- > Nuke
- > Painter
- > QuarkXpress
- > Rhino 3D
- > Unity 3D
- > VRAY
- > Zbrush
- > PF Track

### Fall Open-Access Hours

Monday-Thursday

8:00am-12:00am

Friday

8:00am-10:30pm

Saturday-Sunday

9:00am-7:00pm

Current lab hours and information is available on our website: [www.otis.edu/acs](http://www.otis.edu/acs)

## MILLARD SHEETS LIBRARY

310-665-6930

The library houses approximately 40,000 volumes, including books, exhibition catalogs, and DVDs and maintains over 150 current periodical subscriptions, mostly in areas of the Visual Arts. Currently-enrolled Otis Continuing Education students may use the library but are not eligible to check out materials.

The library is located on the 3rd floor of the building, 9045 Lincoln Blvd., at the Westchester Campus.

The Fashion Campus Library is not available to Continuing Education students.

<http://library.otis.edu>

## LIGHTING STUDIO

Room G105

In the 60' x 40' Lighting Studio students can find everything they need for fashion shoots, portraiture, and still life. Equipment includes Norman strobes, tungsten lights, soft boxes, umbrellas, diffusers, reflectors, and gels. A seamless shooting cove allows 90 degrees of infinite background. A 12' x 18' permanent green screen with fixed kinoflo lighting and green stage is available.

## LABORATORY PRESS/ LETTERPRESS STUDIO

Room B04

In the Laboratory Press students investigate the origins of typography and the notion of the book as a visual communications medium. Conceived as a laboratory for aesthetic exploration and practical production, Otis Laboratory Press is an integral part of the graphic design and illustration curriculum, linking time-honored tools to today's digital media. From metal type to digital plates, students experience the traditional disciplines of typography, letterpress printing, and bookbinding while learning to integrate type and image, structure and content, process and product. Student work produced in the Laboratory Press has been widely exhibited in many major book arts collections, including the UCLA Special Collections Library. The press boasts a large collection of wood and metal type and four Vandercook flatbed cylinder presses.

Visit the Otis Laboratory Press:  
[www.blogs.otis.edu/labpress/](http://www.blogs.otis.edu/labpress/)

## METAL SHOP

Room P01

In the Metal Shop students cut, weld, form, shape, grind, polish, and finish ferrous and nonferrous metals in sheet, tube, and plate. The shop is outfitted with 5 MIG welders, and 1 TIG welder, as well as plasma cutting equipment. The Metal Shop is also equipped with an automated pipe bender and tube roller. The Metal Shop is only available to students who have registered for a welding/metal class and paid the lab fee.

## PHOTOGRAPHY LAB

### Equipment

In the photography lab students learn to develop and process their own film, and make their own black & white silver gelatin, or RA-4 Type C prints in a traditional wet darkroom environment. The photography crib offers a wide variety of film and digital cameras, lighting equipment, and darkroom tools for student checkout.

Lab hours are posted in the darkroom area each semester. Lab hours provide the student with time to work independently. Lab hours for Continuing Education students are from 8:00am-10:00pm, Monday through Thursday, Friday from 8:00am-7:00pm, and Saturday from 9:00am-5:00pm. Sunday the Lab is closed. Classroom activity in the darkroom has priority over lab use by individual students. Lab fees cover the use of equipment and basic chemistry. The Lab is only available to students who have registered for a photography course and paid the lab fee.

# Open House

## CONTINUING EDUCATION

Sunday, January 10, 2016 1-3pm

Goldsmith Campus in Westchester  
9045 Lincoln Boulevard, 2nd floor

For reservations and further information,  
please call 310-665-6850.

## FREDERICK MONHOFF PRINTING LAB

Room B07

The Frederick Monhoff Printing Lab offers a complete silk screening facility. Up to ten stations are provided including a darkroom for all lightfast conditions complete with a medium size exposure unit and pressurized wash out booth. The print lab facility also includes two large presses for a variety of print making techniques.

## VIDEO LAB

Room B06A

In the Video Lab, students can learn the language of video. A variety of capturing equipment is available for student use. This includes HD video cameras, camera stabilizers and support, and audio recording equipment. Included in this facility is a computer lab with 20 workstations operating on the latest Apple supported video and sound editing software.

## WOOD SHOP

Room A701

The Wood Shop provides facilities for the milling, shaping, joining, and finishing of fine hardwoods, fiber-board, plywood, plastics, foam, and bent laminations. A large selection of hand and power tools is available for student use in the shop facilities.

The shop is outfitted with a 7hp automated sliding table saw, two 3hp cabinet style table saws fitted with the latest Saw Stop technology, a 20-inch industrial planer, and a 10-inch industrial jointer. The Wood Shop is only available to students who have registered for a wood class.

# ADDITIONAL INFORMATION

## CERTIFICATE PROGRAMS

Otis Continuing Education certificate programs are designed for individuals developing a new career, making career changes, or seeking to enhance existing art or design skills. Programs provide intensive, practical training in a variety of art and design disciplines, combining the study of aesthetic principles with the acquisition of practical skills. Courses are designed to help students develop professional-quality portfolios in their chosen design fields.

### Eligibility

Open to all adults, 18 and over, who fulfill prerequisites.

### Certificate Credit for Completed Continuing Education Courses

Students may apply credit from prior Continuing Education courses under the following conditions:

- 1) Otis Continuing Education courses were completed no more than three years prior to enrollment in the Certificate Program.
- 2) Courses were taken at Credit or Certificate status (non-credit is unacceptable).
- 3) Grades were "C" or better.
- 4) Courses were relevant to a specific curriculum requirement in the program.

Courses taken outside the Otis Continuing Education program are not accepted for credit toward certificate core courses.

### Professional Experience

Appropriate professional experience in the discipline may be substituted for a core course or courses; documentation supporting this experience or a portfolio of work should be submitted to the Continuing Education office prior to beginning the certificate program. The student must fulfill the required number of units to complete a certificate and select courses from the remaining core classes and electives to replace the substituted course.

### Enrollment Status

Two choices are available:

**Certificate Credit (XT):** non-transferable credit. Graded on a letter grade system. ("C" grade or better is required for certificate credit.) A permanent record is kept in the Office of Registration and Records.

**College Credit (XC):** transferable unit credit. Graded on a letter grade system. ("C" grade or better is required for certificate credit.)

Credit students are required to complete additional classwork in order to successfully complete a course.

### Counseling

Call 310-665-6850, Monday-Friday, 9:00am-5:00pm  
Please call in advance for an appointment.

Talk with an Otis Continuing Education representative to discuss courses.

### Certificate Program Application Fee

Students entering Otis Continuing Education Certificate Programs are required to pay a one-time \$175 application fee.

Students should pay the Certificate Application Fee prior to enrolling in their third course. Application fees are non-refundable and non-transferable.

Only those who have enrolled in a Certificate Program are eligible to receive a final certificate.

### Counseling/Portfolio Reviews

This application fee enables students to meet with a counselor two times during their course of study:

- > once they have completed an application to a Certificate Program and
- > the semester prior to completing their certificate

Students should call the Continuing Education office to set up an appointment.

For further information, please call 310-665-6850.

### Completion

All required courses and electives must have been taken at Certificate (XT) status or Credit (XC) status and have received a grade of "C" or better.

The Certificate Program must be completed within four years of submitting your application and fee. Upon completion of all courses, the student must petition the Continuing Education Office in writing to receive their certificate; please include the certificate program name, your Student Identification number, and mailing address. The Continuing Education office verifies that all requirements have been met and then issues the certificate. Certificates are issued approximately twice per year, in June and December. (Deadline for December 15 is June 15; Deadline for June 15 is December 15.)



## Other Career Preparation Opportunities at Otis College of Art and Design

### *Bachelor of Fine Arts Degree*

For information call the Admissions Office at 310-665-6820.

### *Master of Fine Arts Degree*

For information call the Graduate Studies Office at 310-665-6892.

## OTIS DOES NOT DISCRIMINATE

Otis College of Art and Design, in accordance with applicable Federal and State law and College policy, does not discriminate on the basis of race, color, national origin, religion, sex, gender identity, pregnancy/childbirth and medical conditions related thereto, disability, medical condition (cancer related or genetic characteristics), ancestry, marital status, age, sexual orientation, citizenship, veteran status, or other characteristics or classifications protected by the law. This nondiscrimination policy covers admission, access, and treatment in College programs and activities. The following person has been designated to handle inquiries regarding the non-discrimination policies: Amy Gantman, Dean of Continuing Education and Pre-College Programs, Otis College of Art and Design, 9045 Lincoln Boulevard, Los Angeles, CA 90045, 310-665-6850

Unless otherwise noted, Continuing Education courses are limited to adults, aged 18 or older. Younger students must receive written approval from both the instructor and Dean of Continuing Education prior to registration. Please see Young Artist Workshops for courses open to younger students.

## FACULTY

The faculty is drawn from the best of the city's working professionals – individuals who combine the theoretical approach of the classroom with the know-how that marks a successful career.

## ACCREDITATION

Otis College of Art and Design is fully accredited by the Western Association of Schools and Colleges (WASC) and the National Association of Schools of Art and Design (NASAD).

## AFFILIATIONS

Otis College of Art and Design is a member of the University Professional and Continuing Education Association (UPCEA) and the Council for the Advancement and Support of Education (CASE).

## PREREQUISITE COURSES

Prerequisites must be satisfied through previous course work, portfolio, or experience. Portfolios are requested for admission to some courses.

Portfolio reviews are available by appointment. Please call the Continuing Education Office at 310-665-6850 for further information.

Students preparing to enter a new career without previous art or design experience should complete the recommended prerequisite courses before (or concurrent with) enrollment in a particular sequence. Demonstration of equivalent experience is accepted as meeting prerequisite and beginning required courses.

## ENROLLMENT STATUS

### Non-Credit (XN)

No grades are given in the course, and no permanent academic records are kept by the College.

### Certificate Credit (XT)

Certificate students are graded on a letter grade system (A-F), and a permanent record is kept on file in the Office of Registration and Records. Certificate grades are not transferable to other institutions. No college credit is given. Any student may enroll at Certificate Status, whether or not he/she is pursuing a certificate program.

### College Credit (XC)

Credit students receive a letter grade (A-F), and a permanent record (transcript) is kept on file in the Office of Registration and Records. Official transcript fee is \$5.00 per transcript.

Credit students are required to complete additional classwork in order to successfully complete a course.

In accordance with the WASC and NASAD accreditation standards, courses meeting for 30-36 hours, receive 1.0 unit of course credit.

As an accredited institution, credits are offered in semester units; most studio courses are one undergraduate unit. In the Continuing Education Division, one semester hour of studio credit represents a minimum of three hours of work each week, on the average, for a semester of 10-12 weeks. Summer session may vary in course hours and duration of classes.

Credit and certificate students are required to adhere to academic regulations as outlined in the Student Handbook concerning class attendance and completion of work. Any student may enroll in Credit Status.

## FINANCIAL AID OFFICE

Private student loans are offered by Wells Fargo. These private student loans are only available to students who are enrolled in a certificate program and will only be certified to cover the cost of tuition and fees for each semester at a time. Please contact the Financial Aid office at 310-665-6882 if you have any questions regarding the private loan process.

## VETERANS AFFAIRS OFFICE

800-827-1000

Credit classes may be approved under the Veterans Educational Benefits Program. Veterans, their dependents, and others eligible for veterans' education programs should determine their benefits and obtain authorization from the Veterans Administration before enrolling in classes.

Veterans Administration Office,  
11000 Wilshire Blvd., Los Angeles, CA 90024  
[www.gibill.va.gov](http://www.gibill.va.gov)

## PHYSICALLY-CHALLENGED ACCESS

310-665-6850

Otis College of Art and Design facilities are accessible to, and special arrangements are made for, physically challenged students. Any student needing these services should contact the Continuing Education Office at 310-665-6850.

## STUDENTS WITH DISABILITIES SERVICES

If you are a student with a documented disability (physical, learning, or psychological) you should contact Students with Disabilities Services (located in the Student Resources Center, 310.846.2554) before you need any accommodations. Retroactive accommodations are not provided, so please be sure to make your request early in the semester. All discussions will remain confidential. For additional information please visit [http://my.otis.edu/life\\_otis/student\\_affairs/student\\_disabilities\\_services.html](http://my.otis.edu/life_otis/student_affairs/student_disabilities_services.html)

## PRIVACY ACT

The Family Education Rights and Privacy Act (FERPA) affords students certain rights with respect to their education records. They are:

1) The right to inspect and review the Student's education records within 45 days of the date the College receives a request for access.

Students should submit to the Registrar, Dean, Chair or other appropriate official, written requests that identify the record(s) they wish to inspect. The

College official will make arrangements for access and notify the Student of the time and place where the records may be inspected. If the records are not maintained by the College official to whom the request was submitted, that official shall advise the Student of the correct official to whom the request should be addressed.

2) The right to request the amendment of the Student's education records that the Student believes are inaccurate or misleading.

Students may ask the College to amend a record that they believe is inaccurate or misleading. They should write the College official responsible for the record, clearly identify the part of the record they want changed and specify why it is inaccurate or misleading.

If the College decides not to amend the record as requested by the Student, the College will notify the Student of the decision and advise the Student of his or her right to a hearing regarding the request for amendment. Additional information regarding the hearing procedures will be provided to the Student when notified of the right to a hearing.

3) The right to consent to disclosures of personally identifiable information contained in the Student's education records, except to the extent that FERPA authorizes disclosure without consent.

One exception which permits disclosure without consent is disclosure to College officials with legitimate educational interests. A College official is a person employed by the College in an administrative, supervisory, academic, or research, or support staff position (including law enforcement unit personnel and health staff); a person serving on the Board of Trustees; or a Student serving on an official committee, or assisting another school official in performing his or her tasks.

A College official has legitimate educational interest if the official needs to review an education record in order to fulfill his or her professional responsibility.

The College may disclose certain information, known as directory information, at its discretion without consent. Students may refuse to let the College release any or all of this information. If you do not want this information released, you must send written notice annually to the Registration Office. Forms are available from that office. The College has established the following Students information as public or directory information: Student name, address, telephone number, major field of study, dates of attendance, degrees and awards received, and the most recent previous educational agency or institution attended.

Upon request, the College discloses education records without consent to officials of another school, in which a Student intends to enroll.

4) The right to file a complaint with the U.S. Department of Education concerning alleged failures by the College to comply with the requirements of FERPA.

The name and address of the Office that administers FERPA is:

Family Policy Compliance Office  
U.S. Department of Education  
400 Maryland Avenue, SW  
Washington, DC 20202-4605

## OTIS STUDENT ID

310-665-6850

Your instructor will distribute Otis Student ID cards during the first two weeks of the semester. If you do not receive your ID card, please inform the Continuing Education office.

## SECURITY

### Emergencies

To find out information in case of an emergency call 1-888-751-7523.

### Westchester Campus Security

310-665-6965

Westchester Campus security guards are available to greet and direct students during all evening and weekend hours.

### California Market Center Security

213-630-3700

Security is provided by the California Market Center for students enrolled in the Continuing Education Fashion Design Program.

### Skirball Cultural Center Security

310-440-4676

Skirball security is staffed 24/7 and Site Managers are available to greet and direct students during all evening and weekend hours.

## FULL-TIME STUDENTS

Otis College of Art and Design BFA students may enroll in Continuing Education courses with the approval of their Department Chair and the Continuing Education Department.

See the Office of Registration and Records for complete information.

## Junior and Senior Students

1) Continuing Education courses may be substituted for a degree requirement at the discretion of the student's department chair, but only as an independent study.

2) The add/drop card must be approved by both the Department Chair and the Dean of Continuing Education.

## DISCOUNTS

Only one type of discount (alumni or senior citizen) may be applied per student, per course. Please note: Early Bird registration discount may be combined with any one of the tuition discounts listed below. All discounts must be done at time of registration.

### Early Bird Registration Discount

Early Registration Discount ends at the end of the Continuing Education Open House. To receive a discount at Open House students must enroll in person or by fax. No phone enrollments are accepted the day of the Open House. Please NO CASH. Visa, MC and check only.

Deduct \$50 from each course that meets for a minimum of 30 contact hours with tuition of \$395 or more. **Courses not eligible for Early Bird Discount are noted with an ✖ next to their title in the catalog.**

### Teacher Discounts

Otis College of Art and Design is committed to supporting the continuing education needs of our local school districts, namely Los Angeles Unified and Culver City School Districts. Full time Kindergarten through 12th grade teachers may be eligible to waive tuition on any course meeting for at least 30 contact hours.

Alternatively, qualified students may elect to enroll in a course for a reduced tuition (approximately equal to 50% discount) to be guaranteed a space in the class.

Please note that teachers are responsible for registration, insurance, lab, and materials fees.

To apply for tuition remission, teachers MUST provide the following:

- 1) A Letter of Confirmation with verification of current FULL-TIME employment status. All submissions must be on original school or district letterhead and MUST be signed by Supervising School or district Administrator.
- 2) A completed current registration form.

3) Include payment information totaling registration, insurance, and lab fees.

Once documentation has been provided to the Continuing Education Office teachers will be placed on a waitlist. Please call the Continuing Education office at 310.665.6850 to verify waitlist status. This full tuition discount is only offered on a space available basis.

Due to funding regulations, no substitute documentation will be accepted.

Discounts are valid for certificate level only.

Courses not eligible for this discount are marked with an ★ in the catalog.

#### ***The Arts in Education Series***

Teacher tuition for the Arts in Education Series, one-day workshops are free with a letter of confirmation on original school or district letterhead verifying teacher's current full-time employment status signed by Supervising School or District Administrator; Participant is responsible for \$14 Student Insurance Fee.

For further information, please call 310-665-6850.

Tuition remission for teachers is supported by Sony Pictures Entertainment.

#### **KCRW Members**

Otis College of Art and Design is pleased to offer KCRW members a \$50 tuition discount on selected Continuing Education courses (excluding registration, insurance, and lab/material fees). KCRW's Fringe Benefits card must be shown as proof of membership at time of registration. Please fax a copy of your card with all phone or faxed registration forms. Courses not eligible for this discount are marked with an ★ in the catalog.

#### **Otis Alumni**

Otis College of Art and Design is interested in supporting the continued creative and professional growth of its alumni. Those individuals who have graduated from Otis College of Art and Design's BFA or MFA programs, are eligible for a \$50 discount on tuition for Continuing Education courses (excluding registration, insurance, and lab/material fees). The Office of Registration and Records will verify eligibility. Courses not eligible for this discount are marked with an ★ in the catalog.

#### **Senior Citizens**

Seniors (60 years and older) receive \$50 off the tuition of each course at time of registration (registration, insurance, and lab/materials fees cannot be discounted). Please provide proof of age when registering. Tuition and fees are payable in full at the time of registration. Courses not eligible for this discount are marked with an ★ in the catalog.

#### **Skirball Cultural Center Members**

Skirball members are eligible for a 10% discount on most Otis courses taking place at the Skirball Cultural Center. Members must notify registration staff of their discount at time of registration. Please fax a copy of your card with all phone or faxed registration forms.

### **FEES**

#### **Registration Fee**

Each semester a \$25.00 (non-refundable) fee is charged to each student, for tuition totaling \$101 or more. A registration fee is not charged for Children's courses (ages 5-12).

#### **Insurance Fee**

\$14.00 (non-refundable) per student per semester. This fee applies to all students enrolled in Continuing Education courses at Otis and cannot be waived. This insurance fee covers accidents and injuries occurring while on campus.

#### **Lab Fees**

Lab fees are listed with each course where applicable. Students enrolled in these courses must pay associated lab fees at time of registration. Lab fees are non-refundable after the first class meeting.

#### **Materials Fees**

Material fees are listed with each course where applicable, and are usually paid directly to the instructor. Material fees are non-refundable.

#### **Late Fees**

An additional \$30.00 is charged if a student registers after the first business day following the first class meeting. All students must register in a course prior to the start of the second class meeting.

#### **Parking**

##### ***Westchester Campus Only***

Parking is included in your tuition and available in the Parking Pavilion located adjacent to the Otis College of Art and Design Campus located at: 9045 Lincoln Boulevard, Westchester. Students may request a parking permit in the Office of Registration and Records 310-665-6950, registration@otis.edu. Parking on the streets in residential neighborhoods bordering the college campus is prohibited.

##### ***California Market Center***

Students attending fashion courses at the California Market Center may park in an adjacent structure for an additional fee. Garage parking is paid on a daily basis.

California Market Center Main Garage hours are: 8:30am-10:00pm, Monday-Friday. Saturday hours are: 7:00am-6:00pm (For access to California



Market Center on Saturdays, from street level, use 9th Street entrance.)

#### ***Skirball Cultural Center***

Parking at the Skirball Cultural Center is free and located on-site at 2701 N. Sepulveda Blvd., Los Angeles, CA 90049.

#### **Returned Check Fee**

- 1) If for any reason a check does not clear for payment, a penalty of \$50.00 is charged to the student's account. The College cannot assume that the student has withdrawn from classes because the check has not cleared or has been stopped; payment and penalty remain due.
- 2) If sufficient payment is not made within 48 hours of notification, students with bounced checks or unacceptable credit cards may no longer attend classes.
- 3) Students who bounce checks lose their check-writing privileges for twelve months after their penalty charge is paid.
- 4) It is Otis College of Art and Design's policy that all classes be prepaid (including Continuing Education).

If for any reason a students' account should accrue a balance due (payment due, returned check, and/

or dishonored credit card, etc), and that balance remains unpaid for more than fifteen (15) days, that account will be assigned to a Collection Agency. All accounts assigned to a Collection Agency will be charged collection costs, including but not limited to collection agency fees, as well as legal fees, and/or court costs. This information will be disclosed to credit reporting organizations.

# HOW TO REGISTER

Registration applications must be accompanied by full payment of all tuition and fees and are processed in the order received. Early enrollment is advised.

Tuition and fees are listed with each course description. You must be registered in a course before the start of the second class session. Students not enrolled by the start of the second class session may not attend class.

Registration is completed **ONLY** through the Office of Registration and Records. Take care of all registration business (enroll, request a parking permit, add, drop, transfer or change credit status) at the Office of Registration and Records, or by calling 310.665.6950.

## DISCLAIMER

Otis College of Art & Design reserves the right, in its sole discretion, to deny any persons registration or enrollment in, or admittance to, any Continuing Education or Pre-College course.

## ONLINE REGISTRATION

You can now conveniently register and pay online with our secure system. Course enrollment is on a first come, first served basis. Online Registrations receive priority over walk-up, phone, or mail-in registrations (on a daily basis).

Please note that online payments are accepted via a third-party Payment Gateway, Sallie Mae Solutions Incorporated, which charges a 2.75% convenience fee on all transactions. The Convenience Fee is non-refundable in all cases, even if your course is cancelled by the College.

For more information regarding Online Registration, visit the website: [www.otis.edu/ce](http://www.otis.edu/ce)

## MAIL-IN REGISTRATION

Complete the registration form inserted in this catalog and mail to:

Office of Registration and Records  
Otis College of Art and Design  
9045 Lincoln Boulevard  
Los Angeles, CA 90045

Payment may be made by MasterCard, VISA, or personal check. Please do not send cash.

Registration forms that are NOT completely filled out will not be processed.

## TELEPHONE REGISTRATION

**310-665-6950**

Call the Office of Registration and Records between 9:00am and 4:00pm Monday-Friday. Please have your credit card number and expiration date ready. Telephone registration is for VISA and MasterCard payments only.

Please be prepared to provide all the information requested on the registration form on the back of this catalog at the time of your call.

## IN-PERSON REGISTRATION

Please come to the Office of Registration and Records, located on the 2nd floor, Ahmanson Building, Goldsmith Campus.

Pay by MasterCard, VISA, or personal check (no cash or money orders please) in Room 207, Ahmanson Building, Goldsmith Campus. Monday-Friday, 9:00am-5:00pm.

Please note that in-person registrations may be submitted, but are not processed the same day.

## FAX REGISTRATION

**310-665-6956**

Fax the entire registration form; please make sure to include your signature. For Visa and MasterCard payments only. Registration forms that are not completely filled out will not be processed.

## EXTENDED EVENING AND SATURDAY REGISTRATION HOURS

The Office of Registration and Records will extend registration hours only during the first week of the semester.

### Office of Registration & Records Extended Hours:

Saturday, 9:00am-3:00pm

Monday-Thursday, 8:30am-7:15pm

Friday, 9:00am-5:00pm

You may add/drop, transfer classes or, change credit status from time of registration, through the second class meeting of the semester. Registration personnel does **not accept cash** for registrations.



## Parking Permits

310-665-6950

registration@otis.edu

Parking permits are good for Goldsmith Campus only and may be picked up in the Office of Registration and Records, 9045 Lincoln Blvd., Room 207, Goldsmith Campus, (Monday-Thursday 8:30am-7:15pm, Friday 9:00am-5:00pm and Saturdays 9:00am-3:00pm) during the first week of the semester. All questions regarding registration and parking should be directed to the Office of Registration and Records.

## ADDING A COURSE

Students may add additional courses to their existing course schedule any time after the first class meeting and before the start of the second class meeting with no late fee. All students must register in a course prior to the second class meeting.

## SCHEDULE/COURSE CHANGES AND CANCELLATIONS

310-665-6950

registration@otis.edu

Otis reserves the right to cancel, reschedule or combine classes; to change instructors; to increase or decrease class size, and to alter curricula. It also reserves the right to deny any student permission to enter or continue a course of study.

Courses may cancel on or before the first scheduled class meeting if enrollment is insufficient. If a class is canceled or rescheduled, you may request a transfer to another class; otherwise, you will receive a full refund of tuition and fees for the class that was canceled. Please allow four to six weeks for processing. Please call the Registration Office to initiate your refund.

## CLASSROOM ASSIGNMENTS

Prior to going to their first class, students should refer to the classroom location lists posted at the building entrance or outside the Continuing Education office, located on the 2nd floor, Room 208.

## TRANSFERS/STATUS CHANGES

To transfer from one course or section to another, or from non-credit to certificate or credit -status, please contact the Office of Registration and Records at 310-665-6950. Any changes must be completed by the end of the second class meeting. Transfers from credit to non-credit status are subject to the deadlines outlined in the Academic Calendar and Refund Policy.

## GRADING POLICY

### Non-Credit Status

No grades are assigned for Non-Credit classes. No records are kept, other than the registration schedule.

### Certificate and Credit Status

Grades assigned upon completion or termination of a course taken for credit are:

- A Excellent
- B Good
- C Average
- D Poor
- F Failure

### UW

Unofficial Withdrawal: Indicates that a student has "unofficially" withdrawn. The "UW" grade is equivalent to an "F" in calculating the grade point average.

### W

Withdrawal: Indicates official withdrawal (done through the Office of Registration and Records). The "W" grade becomes part of the student's permanent record but is not included in the grade point average. Students must withdraw by deadline noted on Academic Calendar.

### I

Incomplete: Given only in extreme circumstances with the instructor's and the Dean of Continuing Education's approval. Work must be completed within 4 weeks from the end of the semester in which the grade of Incomplete was granted; otherwise, a final grade of "UW" will result.

(Certificate status is not eligible for college credit and is non-transferable.)

Please contact the Office of Registration and Records for further information at 310-665-6950, or email registration@otis.edu

## APPEAL OF GRADE

Grades are subject to revision by the instructor with the approval of the Dean of Continuing Education. Grade changes may be made only during the semester immediately following the semester in which the initial grade was given. After one semester has elapsed, all grades recorded in the Office of Registration and Records become a permanent part of the student's academic record, and no changes are allowed.

## ATTENDANCE

The Otis College of Art and Design attendance policy is as follows: Instructors keep attendance records. All students, no matter what their enrollment status, are expected to attend class regularly and on time. Missing 20% of class meetings results in a failing grade. Three tardies are equal to one absence. Each student has an obligation to contribute to the academic performance of all through full participation in the work of each class. If special difficulties arise, the student should first consult his/her instructor. Contact the Continuing Education Office if there is no resolution.

## REFUND POLICY

### Office of Registration and Records

310-665-6950

registration@otis.edu

Full refunds of tuition and fees are granted if:

- 1) A course is canceled by the Continuing Education Division.
- 2) Course day or time is changed and the individual student cannot attend.
- 3) A course is filled before receipt of your registration form. Refunds are not given to students who notify the College of their withdrawal after the second class meeting.

Withdrawals and drops can be done by phone.

After you have registered for a course, and you do not attend the first or second meeting, ***it is your responsibility to notify the Registration Office at 310.665.6950 to request a partial refund.***

If a student's withdrawal or drop causes the course to be subsequently canceled, the Withdrawal Refund Policy and not the Cancellation Refund Policy applies to that student. Registration and Student Insurance Fees are non-refundable. Tuition refunds are granted for official drop and withdrawal procedures based on the following:

### No Refund

Registration, insurance, and lab fees are not refundable in the case of withdrawal or drop. Refunds are not available to students who do not attend class and who do not officially drop or withdraw from their course. Refer to Drop and Withdrawal sections, below. Absolutely no refunds are given after the start of the second class meeting.

### Full Tuition Refund (fees non-refundable)

100% refund of tuition and lab fees are given to students who notify the Registrar of their drop or withdrawal prior to the first class session.

Insurance and registration fees are non-refundable.

### Partial Tuition Refunds (lab fees non-refundable)

Partial refunds are only given to students who drop or withdraw ***before*** the start of the second class meeting and are pro-rated as follows:

Classes that are scheduled to meet 11 or more sessions have a **10%** tuition charge when dropped after the first class.

Classes that are scheduled to meet 6-10 sessions have a **15%** tuition charge when dropped after the first class.

Classes that are scheduled to meet 3-5 sessions have **30%** tuition charge when dropped after the first class.

No refunds are issued to students who drop after the first class meeting for classes that are held for one or two sessions. Please refer to the catalog course listing sections for meeting times and number of class sessions.

### Appeals

To appeal for a refund, which falls outside the policy outlined above, students must submit a written appeal to the Refund Committee. The appeal must outline specific reasons for the refund request. Appeals are addressed on a case-by-case basis. You will receive a written response. Refund Committee response time varies due to circumstances. Please mail your appeal to Refund Committee, Continuing Education, Otis College of Art and Design, 9045 Lincoln Blvd., Los Angeles, CA 90045 or email [otisce@otis.edu](mailto:otisce@otis.edu)

### Refund Processing

Once the information is received by the Office of Registration and Records, tuition refunds require a minimum of four weeks to process.

### Payment Problems

A \$50.00 service charge will be added to a student's account for returned checks (see Fees section), including registration payments for canceled or dropped classes.

Students are responsible for any finance charges incurred on their credit card, including registration payments for canceled or dropped classes.

If sufficient payment is not made within 48 hours of notification, students with returned checks or unacceptable credit cards may no longer attend class.



## DROP POLICY

### Office of Registration and Records

310-665-6950

[registration@otis.edu](mailto:registration@otis.edu)

Students must officially drop a class through the Office of Registration and Records. Students who for any reason find it impossible to complete the course in which they are enrolled should inform the Office of Registration and Records in person or by telephone immediately. Students who drop a course before the start of the second class meeting are eligible for a partial tuition refund based on the refund policy outlined above.

## WITHDRAWAL POLICY

### Office of Registration and Records

310-665-6950

[registration@otis.edu](mailto:registration@otis.edu)

Students taking courses at certificate and credit level:

After the drop deadline, a student may officially withdraw from a class by contacting the Office of Registration and Records in writing. A grade of "W" is assigned. The grade of "W" has no effect upon the grade point average. Failure to complete a course does not constitute official withdrawal nor does notifying the instructor. Students who do not meet the withdrawal requirements receive a failing grade. Please see Academic Calendar on page 3 for deadline.

## ENROLLMENT VERIFICATION

### Office of Registration and Records

310-665-6950

[registration@otis.edu](mailto:registration@otis.edu)

Non-Credit Students: No permanent records are kept for non-credit students. Students requiring proof of their enrollment should request a verification in writing from the Office of Registration and Records before the end of the semester in which they are enrolled.

No permanent records are kept for Non-Credit students. Students requiring proof of their enrollment must complete an Enrollment Verification request form before the end of the semester in which they are enrolled. The Enrollment Verification form is available at the Registration Office and at [www.otis.edu](http://www.otis.edu) at the Registration and Records site, under forms. Please note that the Registration Office can only verify enrollment for Non-Credit courses. Since no academic records are kept, successful completion of the course cannot be verified.

## TRANSCRIPTS

### Office of Registration and Records

310-665-6950

[registration@otis.edu](mailto:registration@otis.edu)

Official and unofficial transcripts are available to students taking classes for credit or certificate. In order for a student to obtain an official or unofficial transcript, they must complete the Transcript Request form available at the Registration Office or at [www.otis.edu](http://www.otis.edu) under Registration and Records. Transcript processing times and fees are listed on the Transcript Request form.

# continuing education courses at the SKIRBALL CULTURAL CENTER

*Otis College of Art and Design partners with a fellow arts organization to provide its outstanding Continuing Education courses throughout the community.*



Photo credit: Ansel Adams, *People Walking*, 1943. Gelatin silver print (printed later). Private collection; courtesy of Photographic Traveling Exhibitions.

## Los Angeles At the Skirball Cultural Center

The Skirball Cultural Center presents an array of visual, literary, and performing arts; enriching educational opportunities; an interactive family destination, Noah's Ark at the Skirball™; plus dining and shopping – all in an architecturally stunning setting.

On view through February 21, 2016, the exhibition *Manzanar: The Wartime Photographs of Ansel Adams* features fifty photographs by Adams (1902–1984) and numerous archival materials that depict the treatment of Japanese Americans at the incarceration camp in Manzanar, California, during World War II. Illuminating a lesser-known dimension of Adams's work, the exhibition not only captures the artist's protest of injustice but also his steadfast message of tolerance and understanding.

A corresponding commentary on this period in history, the companion exhibition *Citizen 13660: The Art of Miné Okubo* displays drawings and paintings chronicling the camp experience by the California-born artist Miné Okubo (1912–2001) as well as other archival material.

*Manzanar: The Wartime Photographs of Ansel Adams* and *Citizen 13660: The Art of Miné Okubo* are presented at the Skirball Cultural Center in association with the Japanese American National Museum.

From April 7 through October 30, 2016, the Skirball will present *Chasing Dreams: Baseball and Becoming American*, which weaves together the history of American sports and leisure with stories of immigration and integration into American life. Featuring original artifacts, images, films, and interactive media components, this exhibition explores how baseball tells our national story.

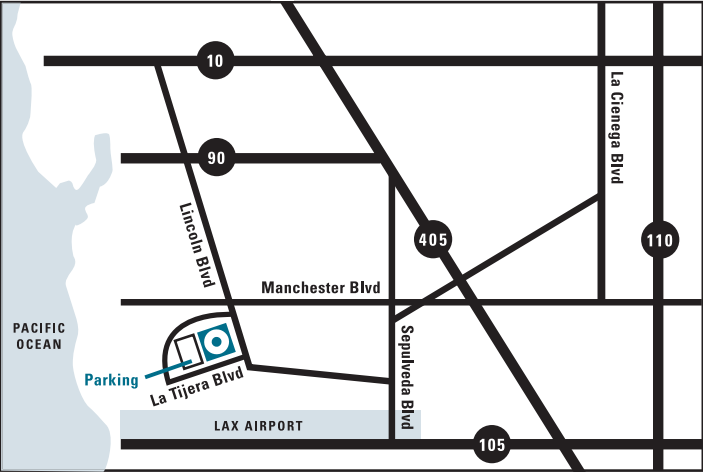
For more information about these and other offerings at the Skirball, visit [skirball.org](http://skirball.org).

*Autobiography, Memoir, or Fiction, page 89*  
*Introduction to Fine Silver Metal Clay, page 72*  
*Introduction to Glass Fusing, page 71*

For further information: [www.otis.edu/ce](http://www.otis.edu/ce)  
or call 310-665-6850.

# HOW TO GET TO OTIS

## ELAINE & BRAM GOLDSMITH CAMPUS



The Goldsmith Campus is located across from Westchester Park at:  
**9045 Lincoln Blvd.,  
Los Angeles, CA  
90045**

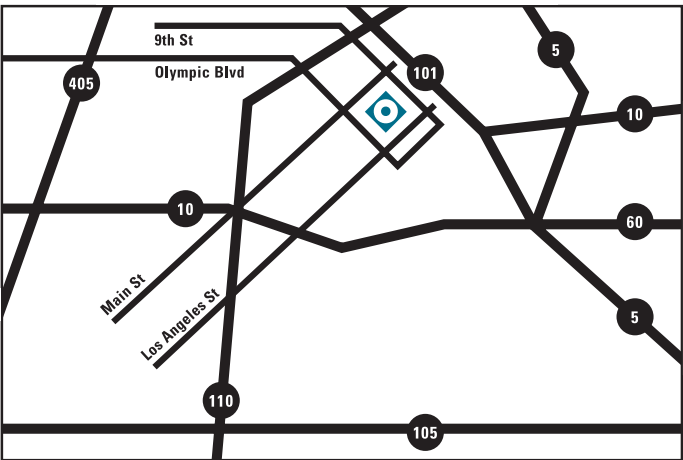
For course information  
please call 310-665-6850.  
For security please call  
310-665-6956.

### OPEN HOUSE at the GOLDSMITH CAMPUS

ART & DESIGN PROGRAMS | Sunday, January 10, 2016 1pm-3pm

# HOW TO GET TO

## OTIS CALIFORNIA MARKET CENTER

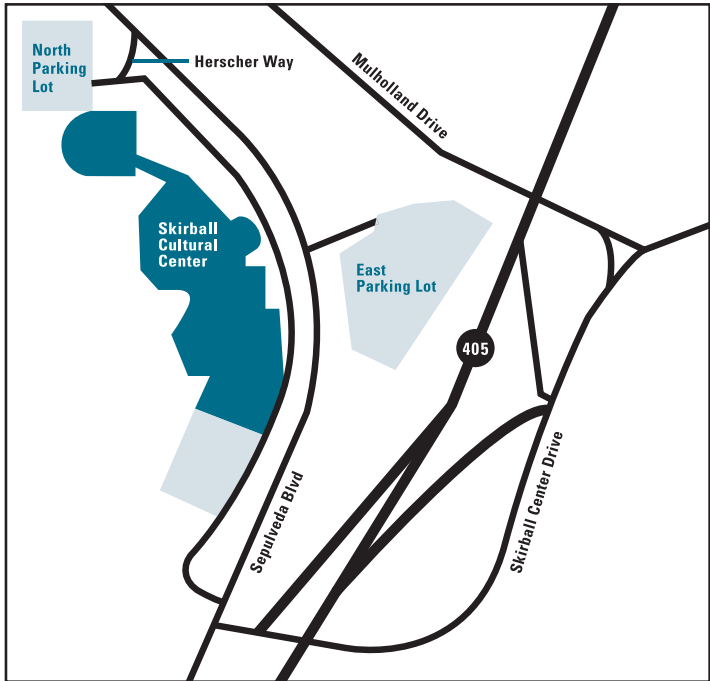


California Market Center is bounded by Main St., Los Angeles St., 9th St. and Olympic Blvd.  
**110 East 9th St.,  
Los Angeles, CA  
90079**

For course information  
please call 310-665-6850.  
For security please call  
213-630-3700.

*Otis is located on the  
second floor of the  
California Market Center.*

# HOW TO GET TO SKIRBALL CULTURAL CENTER



Located just west  
of the 405 fwy at:  
**2701 N. Sepulveda  
Blvd., Los Angeles  
90049**

For directions please  
call 310-440-4500.

For course information  
please call 310-665-6850.

For security please call  
310-440-4676.

[www.skirball.org](http://www.skirball.org)

## CONTACTS

Otis College of Art and Design  
Elaine & Bram Goldsmith Campus  
9045 Lincoln Boulevard  
Los Angeles, CA 90045

Continuing Education Office, Room A208  
Office hours: M-F, 8:30am – 5:00pm  
310-665-6850  
email: [otisce@otis.edu](mailto:otisce@otis.edu)  
web: [www.otis.edu/ce](http://www.otis.edu/ce)

Registration Office, Room A207  
Office hours: M-F, 8:30am – 5:00pm  
310-665-6950  
fax: 310-665-6956  
email: [registration@otis.edu](mailto:registration@otis.edu)

Campus Security  
Foyer, Ahmanson Building  
310-665-6965

Computer Lab, Room A401  
310-665-6810

Photography Lab, Room A601  
310-665-6971

Woodshop, Room A701  
310-665-6970

Student Affairs, Room A103  
310-665-6960

Ben Maltz Gallery  
Bronya and Andy Galef Fine Arts Building, 1st Floor  
310-665-6905

Millard Sheets Library, Room A306  
310-665-6930

Otis College of Art and Design  
California Market Center Campus  
110 East 9th Street, Suite C 201  
Los Angeles, CA 90079  
310-665-6875

California Market Center Security  
213-630-3700

Skirball Cultural Center  
2701 N. Sepulveda Boulevard  
Los Angeles, CA 9009  
310-665-6875

Skirball Cultural Center Security  
310-440-4676



# GENERAL INDEX

Academic Calendar	3	Holidays	3
Accreditations/Affiliations	99	Instructor Biographies	90
Adding Courses	105	Insurance Fees	102
Art Gallery	4	Lab Fees	102
Attendance Policy	106	Late Registration Fees	102
Canceled Courses	105	Library Privileges	96
Certificate Programs	98	Mail-In Registration	104
Change of Status	105	Online Registration	104
Classroom Assignments	105	Open House	Inside Front Cover
Computer Lab Hours/Privileges	96	Parking Permits	105
Contacts	110	Prerequisite Courses	99
Course Index	111	Privacy Act	100
Credit/Non-Credit Policies	99	Refund Policy	106
Darkroom Privileges	97	Registration Procedures	104
Degrees Offered	99	Returned Checks	103
Directions to Otis – Maps	109	Security	101
Discounts	101	Students with Disabilities	100
Drop Policies	107	Transcripts	107
Extended Registration Hours	104	Transfer/Status Changes	105
Financial Aid	100	Tuition Discounts	101
Grading Policies	105	Withdrawal Policy	107

# COURSE INDEX

<b>A-B</b>	Furniture	71	Illustrator	18
Alumni Project Workshop	Graphic	31	Introduction to	
Animation	Illustration	37	Digital Design	17
Art Education	Interior	40	Photoshop	18
Art History	Lighting	45	Video Editing I	19
Art Tours	Product	47	Web Design I, II, IV	19, 20
	Textile	51	Dill, Laddie John	64
	Web	19	Draping	30
<b>C</b>	Digital Imaging	18	Drawing	59
Ceramics	Digital Media Arts	14	Drawing and Composition	59
Children's Workshops	Animation, 2D/3D	21, 22	Drawing and	
College Preparation	Certificate Program	14	Meditative Mindfulness	61
Color Theory	Character Design	23	Drawing on the Right Side	
	Digital Drawing &		of the Brain	59
	Illustration I	18	Life Drawing	60
<b>D</b>	Digital Imaging I	18		
Design	Digital Imaging III	19	<b>E-F</b>	
Digital	Digital Photography	24	Edible Landscape	44
Fashion	Final Portfolio	22	Fashion Design	25

Certificate Program	25	History of Interior Design		<b>R-S</b>	
Draping I	30	&Furniture	44	Right Brain Drawing	59
Figure Drawing for Fashion	29	Revit	44	Sculpture	68
Haute Couture Finishing and Construction	30	Surface Materials	43	Sewing	29
Introduction to Apparel Construction	29	Jewelry Design	72	Silkscreen	66
Introduction to Fashion Design	28	Laddie John Dill	64	<b>T</b>	
Patternmaking I	30	Landscape	44	Teachers	
Sewing I	29	Letterpress	35	Arts Education	6
Figure Drawing	60	Life Drawing	60	Textile/Surface Design	51
Fine Arts	55	Lighting Design	45	Tours	10
Certificate	56	Certificate Program	45	Typography	33
Drawing	59	Drafting I, II	45, 46	<b>U-Z</b>	
Painting	62	Internship	46	Watercolor	65
Printmaking	66	Master Painting with Laddie John Dill	64	Web Design	19, 20
Sculpture	68	Metal	73	Welding	73
Fine Silver Metal Clay	72	<b>P-Q</b>		Writing	88
Furniture & Woodworking	71	Painting	62	Young Artist Workshops	82
Machine Woodworking	71	Abstraction	63		
<b>G-H</b>		Acrylic	62		
Glass Fusing	71	Advanced Watercolor	65		
Graphic Design	31	Encaustic	65		
Certificate Program	31	Introduction to Painting	62		
Color Theory & Design	32	Master Painting with Laddie John Dill	64		
Final Portfolio	34	Watercolor	65		
Fundamentals of 2-D Design	32	Patternmaking	30		
Introduction to Graphic Design	31	Photography	74		
Letterpress	35	Certificate Program	75		
Typography I	33	Color Photography	77		
Handcrafted Arts and Design	70	Digital Photography	77		
Ceramics	71	Introduction to Black & White Darkroom	76		
Furniture and Woodworking	71	Introduction to Photography	75		
Glass Fusing	71	Lighting Techniques	76		
Jewelry	72	Night Photography	78		
Metal	73	Street Photography	78		
<b>I-O</b>		Urban Noir	78		
Illustration	37	Photoshop (Adobe)	18		
Botanical Illustration	37	Portfolio Preparation	80		
Character Design	38	Precious Metal Clay	72		
Digital Drawing & Illustration	38	Pre-College Courses	79		
Illustrating Children's Books	39	Printmaking	66		
Illustrator (Adobe)	38	Digital Silkscreen	66		
Interior Design	40	Digital Letterpress	67		
Certificate Program	40	Letterpress	66		
Design Studio I, II, III	43, 44	Silkscreen	66		
Drafting I, II	42, 43	Product Design	47		
Edible Landscape	44	Professional Development	85		

Otis ID# / SSN (required for CT or CR)										M/F		Birthdate (mm/dd/yy)				Year (Semester)		Session			
Legal Last Name										Legal First Name										MI	
Home Address (Required)														Apartment							
City														State		Zip					
Mailing Address (If different from Home Address)														Apartment							
City														State		Zip					
Cell										Work											
Emergency #										<input type="checkbox"/> Landline <input type="checkbox"/> Cell											
Email Address																					

\*All above information is required to register. Incomplete forms will not be processed.

**Enter your courses below**

Reg# (ex: 12345; not "X" number)	Course Title		Tuition
<div><div></div><div></div><div></div><div></div><div></div></div>		<div><input type="checkbox"/> non-credit</div> <div><input type="checkbox"/> certificate</div> <div><input type="checkbox"/> credit</div>	
<div><div></div><div></div><div></div><div></div><div></div></div>		<div><input type="checkbox"/> non-credit</div> <div><input type="checkbox"/> certificate</div> <div><input type="checkbox"/> credit</div>	
Check#: _____	Amount: _____	\$50 Early Bird Discount (Where Applicable)	
MC / Visa #: _____		3-Digit Security Code on back	
Exp. Date: _____	Billing Zip: _____	Other Discounts	
Cardholder's Name: _____		<b>Subtotal</b>	
Do you need Otis Goldsmith campus parking? <input type="checkbox"/> yes		Non-refundable Registration Fee if semester tuition totals \$101 or more (no fee for children ages 5-12)	\$25.00
		<input type="checkbox"/> no	
Parking sticker # _____		Non-refundable Student Insurance Fee	\$14.00
<b>(For Office Use Only)</b>		Non-refundable Lab Fees	
<div><div>Initial</div><div></div><div>Date</div><div></div><div>Initial</div><div></div><div>Date</div><div></div></div>		\$30 Late Registration Fee (after first class session)	
Process by _____	Student Accounts _____		

- 1) Enter all information requested. Incomplete applications will not be processed. Signature is required.**
- 2) Social Security number is mandatory for Certificate and Credit classes.**
- 3) Be certain that check/charge is for the correct amount including registration fee, lab, certificate, and other fees where applicable.**
- 4) Make checks payable to OTIS. DO NOT SEND CASH, MONEY ORDERS OR CASHIERS CHECKS. To charge your fees to MasterCard or Visa, enter the credit card number and expiration date on the registration form. Please refer to catalog for correct cost of class.**

- Total**
- 5) No refunds after the second class meeting. Please refer to catalog for further information.
- 6) All accounts assigned to a Collection Agency will be charged collection costs, including but not limited to collection agency fees, as well as legal fees, and/or court costs.

**Early Bird Registration where applicable valid through end of day at Open House.**

Students are responsible for all policies and academic regulations published in the Continuing Education Catalog.

Signature

Date \_\_\_\_\_

\*By signing, you certify that all information provided on this form is true and correct.

tear-off and return

## TO ENROLL FOR CLASSES

- 1) Complete all information on above application form.
- 2) Enclose check or payment information.

3) Sign and mail form to:

Office of Registration and Records  
Otis College of Art and Design  
9045 Lincoln Blvd., Los Angeles, CA 90045  
310-665-6950 8:30am-5pm M-F  
or Fax to 310-665-6956 (credit cards only)



Otis College of Art and Design  
**Continuing Education**  
9045 Lincoln Boulevard, Los Angeles, CA 90045

PERIODICALS

**USPS** 503-650  
**Mail To:**

## HIGHLIGHTS

Artist S.O.S.: The World of an Exhibiting Artist  
Introduction to Glass Fusing  
Paint Like a Folk Genius  
Recycled Objects: Collage, Assemblage,  
and the Found Object  
Young Artist Workshops



## Spring 2016

Open House  
**Sunday, January 10, 2016**  
**1:00pm – 3:00pm**

Courses Begin  
**January 30, 2016**