

# **OTIS** | **CONTINUING EDUCATION & PRE-COLLEGE PROGRAMS**

---

Otis College of Art and Design

**Summer 2015**



SUMMER 2015

# Open House

## Continuing Education

**Sunday, May 17, 2015 1-3pm**

Elaine & Bram Goldsmith Campus  
9045 Lincoln Boulevard, 2nd Floor  
Los Angeles, CA 90045  
310-665-6850

Attend free information sessions on:

**Digital Media Arts, Graphic Design, and Summer of Art**

- › **Get information on Certificate Programs**
- › **Meet with instructors and program representatives**
- › **See student work and tour the facilities**
- › **Participate in a drawing for a free Continuing Education course (\$469 or less)**
- › **Register for most courses at \$50 Early Bird discount**

(Please note: Although all instructors are invited to attend the Open House, their participation is not guaranteed; please call ahead if you are hoping to meet a particular instructor at the Open House.)

For further information, please call 310-665-6850, ext. 53.

**OTIS** Otis College of Art and Design

Continuing Education | Summer 2015  
9045 Lincoln Blvd, Los Angeles, CA 90045

Volume XXXVI, Issue III  
Summer 2015

Otis College of Art and Design  
(USPS 503-650) is published four times per year  
(Spring, July, Summer, Fall) by  
Otis College of Art and Design  
9045 Lincoln Boulevard, Los Angeles, CA 90045.

Periodicals Postage PAID  
at Los Angeles, CA


POSTMASTER:  
Send address changes to:  
Otis College of Art and Design  
9045 Lincoln Blvd., Los Angeles, CA 90045

Cover design: Mark Caneso

# CONTENTS

Sections are listed alphabetically by title. Course descriptions and schedules are located on the pages indicated.

ART EDUCATION	6	PROFESSIONAL DEVELOPMENT	85
ART HISTORY AND TOURS	10	WRITING	87
DESIGN	12	CERTIFICATE PROGRAMS	
Digital Media Arts	13	Art Education	7
Fashion Design	22	Digital Media Arts	13
Graphic Design	28	Fashion Design	22
Illustration	33	Fine Arts	53
Interior & Home Design	35	General Information on Certificate Programs	97
Lighting Design	41	Graphic Design	28
Product Design	43	Interior & Home Design	35
Textile/Surface Design	48	Lighting Design	41
FINE ARTS	52	Photography	72
Drawing	56	Product Design	43
Painting	59	Textile/Surface Design	48
Printmaking	63	INSTRUCTOR BIOGRAPHIES	89
Sculpture	65	GENERAL INFORMATION	94
HANDCRAFTED ART AND DESIGN	66	Additional Information	97
Ceramics	67	Computer Center	95
Furniture and Woodworking	68	Contacts	110
Jewelry	68	Index	111
Metal	70	Instructor Biographies	89
PHOTOGRAPHY	71	Maps of Locations	108
PRE-COLLEGE AND K-12 PROGRAMS	75	Photography Lab	96
Portfolio Development and College Preparation	76	Refund Policy	105
Young Artist Worksops	79	Registration Information	103



## Create Your Future Now...

Otis College of Art and Design prepares diverse students of art and design to enrich our world through their creativity, their skill, and their vision. Through Otis' commitment to community engagement and lifelong learning, the College is honored to be among the select group of colleges and universities in the United States designated this year to receive the Carnegie Foundation for the Advancement of Teaching's prestigious 2015 Community Engagement Classification. Colleges and universities with an institutional focus on community engagement were invited to apply for this classification, first offered in 2006 as part of an extensive restructuring of The Carnegie Classification of Institutions of Higher Education.

Otis Continuing Education and Pre-College Programs offers a wide range of night and weekend courses taught by practicing professionals in art and design. Our distinctive programs provide real opportunities for learning new skills, trying new challenges and exercising your creativity. Students of all ages, including children, find and define their personal niches. Students deepen their knowledge in particular aspects of the visual arts and explore new media and techniques; many are working towards new careers in the variety of certificate programs offered. Like you, they are passionate about art and design.



If you have interest in transitioning to a new creative career, Otis Continuing Education offers 10 Certificate Programs in areas of art education, digital media arts, fashion design, fine arts, graphic design, interior design, lighting design, photography, product design, and textile/surface design. These programs prepare students for a broad range of opportunities in art and design practices and the creative industry. We continue to augment our professional development offerings for artists, designers, and educators interested in furthering their professional goals.

This summer, Otis Continuing Education and Pre-College Programs has developed an exciting line-up of courses in all areas of art and design. Highlights this semester include Introduction to Glass Fusing, Drawing and Meditative Mindfulness, and Introduction to Shoe Design. Additional courses designed to assist k-12 teachers in meeting their professional development goals include: An Anchor Work Approach to Cognitive Thinking and Creative Self-Expression, Integrating the Arts for Educators, and Designing an Edible Landscape.

During the summer, Otis also increases its offerings for children, including four two-week camp sessions, five days a week, for children ages 5-15. Depending on the session, topics include: cartooning, character design, drawing, sculpture, painting, printmaking, and digital photography.

We look forward to serving you this summer and hope that you will find your chosen courses to be challenging, inspiring, and fun.

**Amy Gantman**

DEAN, CONTINUING EDUCATION & PRE-COLLEGE PROGRAMS

# SUMMER 2015 ACADEMIC CALENDAR

## MONDAY, APRIL 1, 2015

---

### Registration begins

Early Bird Registration Discount period begins.  
See General Information section, page 100.  
Phone registration is Monday – Friday,  
9:00am – 4:00pm.

## SATURDAY, MAY 30, 2015

---

### Classes Begin

Classes start Saturday through Thursday  
May 30 – June 4

## ADD/DROP DEADLINE

---

### Before The Second Class Meeting

You may add, drop, and/or change status  
before the start of the second class meeting.  
No refunds are issued after the second class  
meeting. See refund policy, page 105.

## THURSDAY, AUGUST 6, 2015

---

### Classes end

## SUNDAY, MAY 17, 2015

---

### Continuing Education Open House

All Art and Design Programs  
Goldsmith Campus in Westchester  
1:00pm – 3:00pm  
Early Bird Discount ends at end of Open House.  
(NOTE: No phone registration)

## FRIDAY, JULY 3 – SUNDAY, JULY 5, 2015

---

### Independence Day Holiday

No Classes  
Administrative Offices closed

## FRIDAY, JULY 10, 2015

---

### Withdrawal deadline

(for certificate and credit students only)  
No refunds available

# BEN MALTZ GALLERY

## AT OTIS COLLEGE OF ART AND DESIGN

The Ben Maltz Gallery serves Los Angeles' vigorous art community and the city's diverse public at large. It is an important resource for the students at Otis, exposing them to a wide range of contemporary art and ideas through its exhibitions, catalogs, and events. Highlighting work that pushes the frontiers of traditional form and subject matter, the Gallery typically exhibits emerging and established Los Angeles artists and designers, placing them in the context of national and international programming. The Gallery both originates and participates in national touring exhibitions.

Ben Maltz Gallery is located on the ground floor of the Galef Center for Fine Arts on the Goldsmith Campus. Gallery hours: Tue-Fri 10am-5pm | Thu 10am-7pm | Sat-Sun 12-4pm | Closed Monday and major holidays. Free admission and parking. For more information or to join the gallery e-list for announcements of events: [gallerinfo@otis.edu](mailto:gallerinfo@otis.edu) | 310-665-6909 | [www.otis.edu/benmaltzgallery](http://www.otis.edu/benmaltzgallery)

### EXHIBITION SCHEDULE

*Dusk to Dusk: Unsettled, Unraveled, Unreal*  
April 11 – July 26, 2015

**Opening Reception: Saturday, April 11, 4-6pm**

Dusk to Dusk is a sublimely curated exhibition that acknowledges the "unsettled, unraveled, unreal" in contemporary experience. Drawn from a single private European collection, Dusk to Dusk presents thirty-two powerful and haunting works by renowned contemporary artists who examine issues of individual isolation, political repression, and collective ennui in the decline of the industrial age. Curated by Richard Rinehart, Director, Samek Art Museum, Bucknell University, the exhibition features the work of Louise Bourgeois, Gilbert & George, Richard Long, Edward Burtynsky, Hiroshi Sugimoto, Erwin Wurm, Erwin Olaf, James Aldridge, Salvador Dali, Tony Cragg, Marcel Dzama, Matthew Day Jackson, and Ruud van Empel among others.

For more information, event listings, and full lists of artists in conjunction with exhibitions visit [www.otis.edu/benmaltzgallery](http://www.otis.edu/benmaltzgallery)



Levi van Veluw, *Landscape III*, 2008, Lamdaprint on Dibond, anti-reflex Perspex, 47 x 40 inches



Louise Bourgeois, *Le Trani Episode*, 1971, Bronze, silver nitrate and gold patina, 7.5 x 10.5 x 10.5 inches

# CONCURRENT ENROLLMENT

## Otis Courses are Now Available to the General Public

Attend Otis College of Art and Design's outstanding Liberal Arts and Sciences courses for college credit through Continuing Education Concurrent Enrollment Program.

Please note that these courses are immediately transferable for Otis undergraduate credit. Enrollment is on a space available basis and must be approved by the instructor of record. Please contact [otisce@otis.edu](mailto:otisce@otis.edu) or 310-665-6850 for further information.\*

\*Current Otis undergraduate students wishing to enroll in these courses should contact the Registration office at [otisreg@otis.edu](mailto:otisreg@otis.edu); or 310-665-6951 regarding Fall Session enrollment information.

## OTIS COLLEGE OF ART AND DESIGN

# SPECIAL ONE-YEAR PROGRAM

If you want to develop new skills, hone your body of work to apply for graduate school, or do a professional refresher, the Special One-Year Program is an opportunity to study full-time at one of the country's top colleges of art and design. This year-long program is primarily taken at the undergraduate senior level, although some flexibility in course selection allows a program that suits individual backgrounds and needs. All undergraduate programs, with the exception of Fashion Design, offer this special opportunity.

Candidates must hold a bachelor's degree, hold US citizenship or permanent residency, have considerable professional art or design experience, and meet the same admissions requirements as BFA applicants.

For further information, please visit [www.otis.edu/admissions](http://www.otis.edu/admissions) or call 800-527-OTIS (6847).



# ART EDUCATION



For further information, please call 310-665-6850.  
To register, visit [www.otis.edu/ce](http://www.otis.edu/ce)



# Art Education

---

**ART EDUCATION CERTIFICATE PROGRAM** is a sequence of 10 courses, providing intensive study in art education for individuals who already hold a BA, BFA, MA, or MFA in Fine Art / Design / Media Art. Offered in collaboration with Otis' Artist, Community and Teaching (ACT) Program, the certificate program offers two tracks to choose from. The **Teacher Credential Preparation Track** is designed to prepare individuals who wish to obtain the *California Single Subject in Art Teaching Credential* needed to teach in California grades K-12 public schools, by fulfilling the CA Commission on Teacher Credentialing Subject Matter in Art requirements. The **Teaching Artist Track** is designed to prepare students for positions that do not require a credential such as teaching artist in K-12 public or private schools, artists in residence programs, correctional facilities, museum education departments, non-profit arts organizations, etc. (SOC-25-3099\*)

---

## THE 10 COURSE SEQUENCE

Students may enroll in one of two tracks:

### 1) Teacher Credential Preparation Track:

Successful completion of this Certificate at the college credit level would allow students to qualify for a CSET waiver.

#### Program Prerequisite:

Students must already hold a BA, BFA, MA, or MFA in fine art/design/media art. Subject Matter Competency evaluation (Portfolio and Transcript review) by the ACT Director is required for enrollment in the Teacher Credential Preparation track only. For more information about this evaluation please refer to the ACT website. (<http://www.otis.edu/artists-community-teaching>)

#### Elective Courses:

Teacher Credential Preparation Track electives are chosen through advisement with the ACT Director, 310-846-2632.

### 2) Teaching Artist Track:

This Certificate prepares artists to teach in programs that do not require a CA Teaching Credential (private schools, artists in residence programs, correctional facilities, museum education departments, non-profit arts organizations.)

#### Program Prerequisite:

Students must already hold a BA, BFA, MA, or MFA in fine art/design/media art.

---

## ESTIMATED TOTAL PROGRAM COST

The estimated program costs listed are based on students completing two courses per term (five terms) over a two-year period. Please refer to our website for detailed program costs. (<http://www.otis.edu/ce>) A completed Certificate Application and \$175 fee are required for official enrollment in the Certificate program.

**Note:** Certificate program courses are open to all students. Students interested in taking certificate program courses for professional growth, or personal development, are welcome to attend.

For further information, or to speak with a counselor, please call 310-665-6850.

---

**All courses take place at Otis College of Art and Design's Elaine & Bram Goldsmith Campus, unless otherwise noted.**

\* Department of Labor Standard Occupational Code

\*\* Estimated costs include application, tuition, registration, insurance, supplies and books

SPECIALIZATION TRACKS:  
(choose a track and take courses indicated)

Teacher Credential Preparation Track

The following required courses must be taken for college credit in order to qualify for a CSET waiver. Courses are offered concurrently with the Otis BFA program and are typically scheduled during the day at the discretion of BFA administration:

XAED212	Teaching for Learning I (Spring†)	3.0
XAED312	History of Aesthetic (Fall†)	3.0
XAED336	Teaching Internship (Fall†)	2.0
XAED412	Teaching for Learning II (Spring†)	3.0

Required courses taken through Continuing Education:

Studio Electives	6.0
<i>Chosen through advisement with ACT Director based on CA Commission on Teacher Credentialing Subject Matter in Art Competency Requirements.</i>	

Total Credits:	17.0
Estimated total cost: \$23,220**	

Teaching Artist Track

The following required courses are offered concurrently with the Otis BFA program and are typically scheduled during the day at the discretion of BFA administration:

XAED212	Teaching for Learning I (Spring†)	3.0
XAED245	Community Arts in LA (Fall†)	2.0
XAED335	Community Arts Internship (Fall†)	2.0
XAED412	Teaching for Learning II (Spring†)	3.0

Required courses taken through Continuing Education:

Studio Electives	6.0
<i>Can be taken in the BFA program (with instructor's approval) or Continuing Education. ACT Special Topics courses and CE Media Arts for Educators Certificate courses are highly recommended studio electives.</i>	

Total Credits:	16.0
Estimated total cost: \$7,110**	

PROFESSIONAL DEVELOPMENT  
FOR TEACHERS:

THE ARTS IN EDUCATION SERIES

NEW!

Designing an Edible Landscape\*

What makes a great garden? Healthy veggies. Enthusiastic gardeners. Abundant bees and earthworms. Whether you're interested in creating a home or school garden, learn what to consider as you plan an enticing and attractive organic vegetable garden. Here in Southern California, we can grow food year-round, and the upcoming "cool season" often brings some of the best harvests of the year! Discover how to select appropriate plants and build fertile organic soil so that your garden thrives. Workshop covers how to organize people resources – young family members, a rich assortment of students, and/or volunteers and stakeholders that makes a public garden possible. Experience a broad-spectrum introduction to landscape design, vegetable plants, fruit trees, food forests, garden sharing arrangements, soil building, composting, vermiculture, rainwater harvesting, container gardening, and many elements of sustainable design.

Prerequisite: None

First class materials: \$10 materials fee payable to the instructor (Participants will receive Joanne's booklet *The Secrets of Soil Building*)

May 30  
Sat 9:30am–4:30pm / 1 session / 16 students  
Reg# 25436: \$99\*\*\* .5 CEU  
Instructor: Joanne Poyourow  
XAED1009

\*Department of Labor Standard Occupational Code  
\*\*Estimated costs include application, tuition, registration, insurance, supplies, and books  
\*\*\*Teacher tuition is free with a letter of confirmation on original school or district letterhead verifying teacher's current full-time employment status; participant is responsible for \$14 Student Insurance Fee.

† Subject to change

## Integrated Learning through Visual Art\*

Empower your students to think critically and creatively through interdisciplinary hands-on art projects that explore personal and social identity, as well as political points of view. Learn how to integrate the arts with core curriculum, while incorporating multiple approaches such as writing and art-making. The day begins with a tour of the exhibition in Otis' Ben Maltz Art Gallery, *Dusk to Dusk*, a curated exhibition that acknowledges the "unsettled, unraveled, unreal" in contemporary experience. Drawn from a single private European collection, *Dusk to Dusk* presents thirty-two powerful and haunting works by renowned contemporary artists who examine issues of individual isolation, political repression, and collective ennui in the decline of the industrial age. Engage in rich discussions through Visual Thinking Strategies (VTS), a research-based teaching method that centers on open-ended yet highly-structured discussions of visual art. VTS, used by many museums and arts organizations nationally, is designed to increase students' critical thinking, language and literacy skills. Course covers themes and questions regarding contemporary art; provides ways to enrich student learning; and builds student's self-confidence, motivation, and self-discipline.

**Prerequisite:** None

**First class materials:** Note-taking materials, collage materials (for example: photos, string, wire, cloth, paint, markers, boxes, etc.)

*June 6*

*Sat 9:30am–4:30pm / 1 session / 16 students*

**Reg# 25109:** 25475: \$99\*\*\* .5 CEU

*Instructor: Shelley Heffler*

*XAED1200*

## TEACHER DISCOUNTS

apply to most Otis Continuing Education courses.

For information, see page 100.



Tuition remission for teachers is supported by Sony Pictures Entertainment

**NEW!**

## The “Anchor Work” Approach to Cognitive Thinking and Creative Self-Expression\*

What makes the Mona Lisa one of the most famous and iconic paintings of all time? What is an “Anchor Work?” An Anchor Work is a recognized masterwork of art that has significant artistic merit and intellectual heft. The “Anchor Work approach” to education uses masterworks of art in conjunction with core curriculum as a vehicle for aesthetic examination, analysis, and criticism. In this workshop, participants use a masterwork to explore diverse perspectives on themes and concepts; cultural, civic, or social issues; as well as design elements and principles. Using a selected Anchor Work as inspiration, participants explore various arts disciplines such as visual art, poetry, dance, and physical theatre, working individually and then in small groups to create their own artistic work. This workshop provides strategies to stimulate cognitive thinking and encourage creative self-expression that can be incorporated into educational practices.

**Prerequisite:** None

**First class materials:** Note-taking materials

*June 13*

*Sat 9:30am–4:30pm / 1 session / 16 students*

**Reg# 25435:** \$99\*\*\* .5 CEU

*Instructor: Susan Cambigue-Tracey*

*XAED1008*

# ART HISTORY AND TOURS



For further information, please call 310-665-6850.  
To register, visit [www.otis.edu/ce](http://www.otis.edu/ce)

# Art History and Tours

**NEW!**

## Fashion History of the Western World

This special course explores historic dress of the western world as an inspiration and resource for students of fashion design, buying, and merchandising. The evolution of silhouettes, as well as the cut and construction of garments are analyzed alongside images of paintings, drawings, sculpture, and historic costume. Course covers periods including Egyptian, Greco Roman, Gothic, Medieval, Renaissance, Elizabethan, Georgian and Rococo, Empire, Regency, Victorian, Edwardian, through the 20th century. Contemporary examples in fashion are compared to their historic sources. Includes two Saturday field-trips.

**Prerequisite:** None

**First class materials:** TBD

*June 3 – July 8 (6 evening sessions & 2 Sat. field trips, 9:30am–3:30pm, tba)*

*Wed 7:00–10:00pm / 8 sessions / 16 students*

**Reg# 25417:** \$395 Non-credit

**Reg# 25424:** \$430 Certificate Credit

**Reg# 25425:** \$1250 College Credit (1.0)

*Instructor: Jemi Armstrong*

*XFSH3057*

Visit our web site:

[www.otis.edu](http://www.otis.edu)

## OTIS ART AND DESIGN TOURS:

Otis Art and Design Tours offers exceptional travel study experiences for the general public and campus communities. These special programs enable unique access to world-class artists, museums, and cultural treasures.

These special programs enable participants to explore multicultural relations, gain experiential knowledge of real-world problems, and be provided with the tools to promote civic engagement.

Upcoming International tours include:

### May 2015: Brazil

*Lead instructor: Linda Pollari*

### May 2015: Spain

*Lead instructor: Todd Erlandson*

### May 2015: Ecuador

*Lead instructor: JoAnn Staten*

### August 2015: Mexico

*Lead instructor: Ann Suma*

**For additional information:**

<http://www.otis.edu/otis-art-tours>

[otisce@otis.edu](mailto:otisce@otis.edu)

310-665-6850

# DESIGN



For further information, please call 310-665-6850.  
To register, visit [www.otis.edu/ce](http://www.otis.edu/ce)

- › Digital Media Arts
- › Fashion Design
- › Graphic Design
- › Illustration
- › Interior and Home Design
- › Lighting Design
- › Product Design
- › Textile Surface Design



# Digital Media Arts

---

**DIGITAL MEDIA ARTS CERTIFICATE PROGRAM** is a sequence of 18 courses, providing intensive study in media arts for those beginning a new career, making a career change, or seeking to enhance their existing art, design, or teaching skills. The program combines the theoretical study of digital media with the acquisition of technical knowledge. The sequence was designed to prepare students for positions as digital artists in the below areas or to augment their current design practices and experience in: **Animation | Digital Imaging and Illustration | Digital Media Arts Education | Motion Graphics | Video Editing | Web Design**

Students use software applications most commonly used by design professionals. Practical training leads to the development of a professional portfolio. All digital courses are hands-on, taught in the computer lab, and include additional lab time on a sign-up basis at no additional cost.

---

## THE 18 COURSE SEQUENCE

### Foundation Courses [4]:

- XDWG1001** Drawing & Composition
- XGRD1101** Color Theory & Design
- XGRD5012** Fundamentals of 2-Dimensional Design
- XDMA9011** Introduction to Digital Design

### Core Courses [3]:

- XDMA9009** Digital Imaging I: Photoshop
- XDMA9121** Digital Drawing & Illustration I: Illustrator
- XDMA9122** Media Literacy (online course)

### Electives [2]:

To be selected from tracks other than student's primary specialization or from the Graphic Design or Illustration disciplines.

### Specialization Tracks [9]:

Students specialize in one area and take courses as listed.

---

## ESTIMATED TOTAL PROGRAM COST

The estimated program costs listed below are based on students completing two courses per term (nine terms) over a three-year period. Please refer to our website for detailed program costs. (<http://www.otis.edu/ce>) A completed Certificate Application and \$175.00 fee are required for official enrollment.

**Note:** Certificate program courses are open to all students. Students, interested in taking certificate program courses for professional growth or personal development, are welcome to attend.

For further information, or to speak with a counselor, please call 310-665-6850.

---

**All courses take place at Otis College of Art and Design's Elaine & Bram Goldsmith Campus, unless otherwise noted.**

## SPECIALIZATION TRACKS:

9 courses per track

(choose a track and take courses indicated)

### Animation (SOC 27-1014\*)

---

- XDWG1014** Life Drawing
- XILU6300** Character Design for Animation and Cartooning
- XILU5019** Storyboarding for Film and Animation
- XDMA9145** Digital Storytelling
- XDMA9146** 2D Animation I
- XDMA9147** 2D Animation II
- XDMA9148** 3D Modeling
- XDMA9149** 3D Animation: Maya
- XDMA9223** Final Portfolio: Professional Practices

Estimated total cost: \$13,195\*\*

### Digital Imaging and Illustration (SOC 27-1014\*)

---

- XGRD5014** Introduction to Graphic Design
- XDWG1014** Life Drawing
- XILU5019** Storyboarding for Film and Animation
- XILU5020** Quick Sketch Techniques
- XDMA9136** Digital Imaging II: Photoshop
- XDMA9137** Digital Imaging III: Photoshop
- XDMA9221** Digital Drawing & Illustration II: Illustrator
- XDMA9222** Digital Media Arts: Advanced Projects
- XDMA9223** Final Portfolio: Professional Practices

Estimated total cost: \$12,915\*\*

### Digital Media Arts Education (SOC 25-3099\*)

---

- XDMA9157** Media Arts Tools
- XDMA9145** Digital Storytelling
- XPHO2600** Digital Photography
- XDMA9159** Time-Based Media
- XDMA9160** Design Based Learning
- XDMA9161** Managing the Media Arts Studio
- XDMA9162** Assessment Strategies
- XDMA9163** Curriculum Development
- XDMA9164** Creating the Digital Portfolio

Estimated total cost: \$13,475\*\*

### Motion Graphics (SOC 27-1014\*)

---

- XGRD5014** Introduction to Graphic Design
- XGRD5029** Typography I
- XGRD5030** Typography II
- XILU5019** Storyboarding for Film and Animation
- XDMA9136** Digital Imaging II: Photoshop
- XDMA9142** Motion Graphics I
- XDMA9143** Motion Graphics II
- XDMA9144** Editing I
- XDMA9223** Final Portfolio: Professional Practices

Estimated total cost: \$12,915\*\*

### Video Editing (SOC 27-4032\*)

---

- XILU5019** Storyboarding for Film and Animation
- XDMA9145** Digital Storytelling
- XDMA9151** Production: Camera, Lighting, & Sound
- XDMA9152** Editing I
- XDMA9153** Editing II
- XDMA9154** Sound Editing
- XDMA9155** Motion Graphics I
- XDMA9156** Editing III
- XDMA9223** Final Portfolio: Professional Practices

Estimated total cost: \$13,755\*\*

### Web Design (SOC 15-1134\*)

---

- XGRD5014** Introduction to Graphic Design
- XGRD5029** Typography I
- XDMA9135** From Idea to Launch: Web Design & Strategy
- XDMA9136** Digital Imaging II: Photoshop
- XDMA9138** Flash I
- XDMA9139** Web Design I
- XDMA9140** Web Design II
- XDMA9141** Web Design III
- XDMA9223** Final Portfolio: Professional Practices

Estimated total cost: \$13,475\*\*

\*Department of Labor Standard Occupational Code

\*\*Estimated costs include application, tuition, registration, insurance, supplies, and books

## FOUNDATION COURSES:

---

### Drawing & Composition

This beginning course develops skills in the elements of drawing and composition. Through demonstration, class exercises, and critiques, students explore concepts including contour line, cross contour, modeling, uses of marks to show form and space, perspective, scale and measurement, and positive/negative space.

**Prerequisite:** None

**First class materials for Adams:** One box of Staedler Mars graphite pencils 6H or 8B; one roll of drafting tape or artists tape (low tack tape), 1/2" thick; one Staedler Mars white plastic eraser; one pencil sharpener; one Masonite drawing board with two clips and pink rubber band (large enough to hold an 18" x 24" sketch pad; one 18" x 24" Strathmore recycled drawing tablet (dark green cover) or Strathmore drawing tablet (brown cover)

**First class materials for Jones:** Drawing board; 18" x 24" sketchpad (Strathmore, Canson, Aqua-bee); 11" x 14" sketchbook; Charcoal pencils: hard (HB or B), medium (2B or 4B), soft (6B or 8B); Pastel pencils: Faber-Castell "PITT" or Stabilo "CarbOthello" pencils, NO Conte' pastel pencils; Pastel colors: dark sephia in PITT and one or two other dark earth-tones, blues, reds; Colored pencils: Faber-Castell "Polychromos" and Berol "Prismacolor" Colors: two or three in dark colors (black, reds, blues, etc.; Do not get watercolor versions of these pencils) Kneaded rubber eraser; Eraser shield; Razor blades; Small piece #100 sandpaper (3" x 4 "); Chamois; 18" x 2" "See-Thru Ruler" (plastic)

#### At Otis' New Mid-Wilshire Studio

*May 31 – August 9 (no mtg. 7/5)*

*Sun 2:00–5:00pm / 10 sessions / 20 students*

*Location: 6124 Wilshire Blvd., Los Angeles 90048*

**Reg# 25261:** \$395 Non-credit

**Reg# 25262:** \$430 Certificate Credit

**Reg# 25263:** \$1250 College Credit (1.0)

*Instructor: Lisa Adams*

*XDWG1001*

#### Elaine and Bram Goldsmith Campus

*May 31 – August 9 (no mtg. 7/5)*

*Sun 9:30am–12:30pm / 10 sessions / 20 students*

**Reg# 25267:** \$395 Non-credit

**Reg# 25268:** \$430 Certificate Credit

**Reg# 25269:** \$1250 College Credit (1.0)

*Instructor: Lisa Adams*

*XDWG1001*

*June 2 – August 4*

*Tues 7:00–10:00pm / 10 sessions / 20 students*

**Reg# 25264:** \$395 Non-credit

**Reg# 25265:** \$430 Certificate Credit

**Reg# 25266:** \$1250 College Credit (1.0)

*Instructor: Ken Jones*

*XDWG1001*

### Color Theory & Design

An essential course for anyone pursuing or currently working in any art or design field who must communicate effectively with color. Confidence and skill are developed through weekly color-mixing exercises and homework projects using gouache. Through lecture, demonstration, critique, and practical experience, students investigate color theory, historical color comparison, color in nature, and analyze masterpiece color. Lectures include the phenomena of color and light and the use of color as a marketing tool.

**Prerequisite:** None (may be taken concurrently with XGRD5012 Fundamentals of 2-Dimensional Design)

**First class materials for Blake:** Notebook, 2" x 18" clear plastic grid ruler, 19" x 23" layout bond, 2H pencil, eraser, illustration board (15" x 20" Crescent cold press medium weight), 2 tapes: 1/2" low-tack drafting or graphics tape, 3/4 high-tack masking tape, one large size tube of permanent white gouache (Windsor Newton,) #6 Windsor Newton Sceptre gold round brush, 2 plastic water containers, large palette, compass (opens to 5" radius,) eyedropper

**First class materials for Case:** Note-taking materials

*May 30 – August 8 (no mtg. 7/4)*

*Sat 1:30–4:30pm / 10 sessions / 16 students*

**Reg# 25172:** \$395 Non-credit

**Reg# 25173:** \$430 Certificate Credit

**Reg# 25174:** \$1250 College Credit (1.0)

*Instructor: Caroline Blake*

*XGRD1101*

*June 1 – August 3*

*Mon 7:00–10:00pm / 10 sessions / 16 students*

**Reg# 25175:** \$395 Non-credit

**Reg# 25176:** \$430 Certificate Credit

**Reg# 25177:** \$1250 College Credit (1.0)

*Instructor: Cole Case*

*XGRD1101*

## Fundamentals of 2-Dimensional Design

This foundation-level course introduces design for the beginner through the application and understanding of 2-dimensional elements and principles. Course offers preparation for beginners and professionals in several design areas. Weekly achromatic (non-color) projects deal with fundamentals of line, space, directional movement, balance, value, texture, pattern, and monochromes. Confidence in hand skills is developed and a final project in the student's area of interest is required. Students gain exposure to a range of current and historical design forms. Class includes studio time, slide lectures, and critique.

**Prerequisite:** None (may be taken concurrently with XGRD1101 Color Theory & Design)

**First class materials for Blake:** 8 1/2" x 11" paper, 2H pencil, 2" x 18" clear plastic grid ruler, black chisel-point marker, micro fine-line black pen, pencil sharpener, eraser, Pentel brand fine-point white correction pen, 3M correction tape (1/4" or smaller)

**First class materials for Osherow:** Sketchbook, pencil, ruler, medium and broad point black felt markers

*May 30 – August 8 (no mtg. 7/4)*

*Sat 10:00am–1:00pm / 10 sessions / 16 students*

**Reg# 25178:** \$395 Non-credit

**Reg# 25179:** \$430 Certificate Credit

**Reg# 25180:** \$1250 College Credit (1.0)

*Instructor: Caroline Blake*

*XGRD5012*

*June 4 – August 13 (no mtg. 6/18)*

*Thur 7:00–10:00pm / 10 sessions / 16 students*

**Reg# 25181:** \$395 Non-credit

**Reg# 25182:** \$430 Certificate Credit

**Reg# 25183:** \$1250 College Credit (1.0)

*Instructor: Randy Osherow*

*XGRD5012*

Visit our web site:

[www.otis.edu](http://www.otis.edu)

## Introduction to Digital Design

Learn the basics of computer operation for graphics applications. Instruction focuses on the Mac platform and introduces students to hierarchical structure, graphic interface, and various applications. Students are exposed to a wide array of digital graphics software applications including: Adobe Illustrator, Adobe Photoshop, QuarkXpress, Adobe InDesign, Adobe Flash, and Adobe Dreamweaver. (*Please note: software varies depending on course emphasis.*) This hands-on course is taught in the Otis computer lab, and includes additional lab time on a sign-up basis at no additional cost.

**Prerequisite:** XCMP9200 Basic Computer Operations or equivalent knowledge

**First class materials for Godwin:** USB Flash Drive; Please test functionality of disk before use.

**First class materials for Marinaccio:** USB Flash Drive; note-taking materials

### (Emphasis: Web Design/Multimedia)

*May 30 – August 1 (no mtg. 7/4)*

*Sat 1:00–4:20pm / 9 sessions / 16 students*

**Reg# 25110:** \$675 Non-credit

**Reg# 25111:** \$710 Certificate Credit

**Reg# 25112:** \$1550 College Credit (1.0)

*Instructor: Moshé L. Godwin*

*XDMA9011*

### (Emphasis: Graphic Design/Print)

*June 1 – July 27*

*Mon 7:00–10:20pm / 9 sessions / 16 students*

**Reg# 25113:** \$675 Non-credit

**Reg# 25114:** \$710 Certificate Credit

**Reg# 25115:** \$1550 College Credit (1.0)

*Instructor: Kathleen Marinaccio*

*XDMA9011*

## CORE COURSES:

### Digital Imaging I: Photoshop

Students are introduced to digital imaging on the Mac using Adobe Photoshop. Instruction focuses on the basic functions of the program for image manipulation, which include tools and palettes, image resolution, file formats, and input/output options. Course offers real-world solutions for professionals and artists. This hands-on course is taught in the Otis computer lab, and includes additional lab time on a sign-up basis at no additional cost.

**Prerequisite:** XDMA9011 Introduction to Digital Design

**First class materials:** USB Flash Drive

*June 2 – July 28*

*Tues 7:00–10:20pm / 9 sessions / 16 students*

**Reg# 25119:** \$675 Non-credit

**Reg# 25120:** \$710 Certificate Credit

**Reg# 25121:** \$1550 College Credit (1.0)

*Instructor: Julie Robey*

*XDMA9009*

### Digital Drawing & Illustration I: Illustrator

Students are introduced to illustration and drawing on the Mac using Adobe Illustrator. Instruction focuses on the basic functions of the program including the use of the tool palette, menus, layers, color palette, and tracing tools for use in the design of logos, packaging, publications, signage, and illustrations. Course offers real-world solutions for professionals and artists. This hands-on course is taught in the Otis computer lab, and includes additional lab time on a sign-up basis at no additional cost.

**Prerequisite:** XDMA9011 Introduction to Digital Design, XDWG1001 Drawing & Composition

**First class materials:** USB Flash Drive

*June 2 – July 28*

*Tues 7:00–10:20pm / 9 sessions / 16 students*

**Reg# 25116:** \$675 Non-credit

**Reg# 25117:** \$710 Certificate Credit

**Reg# 25118:** \$1550 College Credit (1.0)

*Instructor: Moshé L. Godwin*

*XDMA9121*

## Early Bird Discount

Otis Continuing Education offers a \$50 discount on most courses, for students enrolling on or before the Open House on May 17, 2015.

For more information, see page 100.

## SPECIALIZATION TRACK COURSES:

(listed by course #)

### Introduction to Web Design

Students learn by real-world example, in-class projects, and lecture how to successfully approach any design and technology project for the Internet, whether for an international brand or a small single person site. Course covers the creative, strategic, business and technological aspects of the medium. Students learn how to successfully and systematically approach a project from start to finish combining the essential elements of strategy and planning, design for desktop and mobile, technology options and best practices, social media integration, website launch and beyond. Course is geared toward arming students with real-world skills, and includes design critiques and studio time with the instructors, as well as “Golden Rules” business practices that will make any project undertaken a smashing success.

**Prerequisite:** Basic knowledge of Microsoft Word, Photoshop, and Powerpoint

**First class materials:** USB Flash Drive

*June 3 – July 29*

*Wed 7:00–10:00pm / 9 sessions / 16 students*

**Reg# 25439:** \$675 Non-credit

**Reg# 25440:** \$710 Certificate Credit

**Reg# 25441:** \$1550 College Credit (1.0)

*Instructor: Jessica Robins-Thompson*

*XDMA9135*

## Digital Imaging II

This course focuses on the more advanced functions of Adobe Photoshop using the Macintosh. Students concentrate on the techniques for retouching, modifying, and color correcting photo images, photo collages, illustrations, and graphic design. Instruction also covers scanning and importing images, as well as color output options. This hands-on course offers real-world solutions for professionals and artists and is taught in the Otis computer lab. Includes additional lab time on a sign-up basis at no additional cost.

**Prerequisite:** XDMA9009 Digital Imaging I

**First class materials:** USB Flash Drive

*June 3 – July 29*

*Wed 7:00–10:20pm / 9 sessions / 16 students*

**Reg# 25137:** \$675 Non-credit

**Reg# 25138:** \$710 Certificate Credit

**Reg# 25139:** \$1550 College Credit (1.0)

*Instructor: Eugene Ahn*

*XDMA9136*

## Web Design I

In this course, students learn the fundamentals of web site authoring. Course covers basic HTML, preparing images for the web, site planning, and web page construction. Additional topics include flow chart and storyboard design, content development, search engines, an introduction to HTML5, Adobe Dreamweaver, the Box Model, complex navigation, responsive Design and current issues and events involving the Internet. Software includes most current Adobe Creative Suite as well as Plain Text Format. Students build a web site composed of the final project made during the semester. E-mail, an important component of the class experience, is required.

**Prerequisite:** Introduction to Photoshop or equivalent knowledge

**First class materials:** Operating system requirements: Mac users – OS X Snow Leopard or higher; PC users – Window XP or higher; students will receive access to Creative Cloud (or similar) to ensure consistent software.

*May 31 – August 2 (no mtg. 7/5)*

*Sun 9:30am–12:50pm / 9 weeks / 16 students*

**Reg# 25122:** \$675 Non-credit

**Reg# 25123:** \$710 Certificate Credit

**Reg# 25124:** \$1550 College Credit (1.0)

*Instructor: Eugene Ahn*

*XDMA9139*

## Web Design II

In this course students design web sites with the latest web technologies, including animation, sound, AJAX, JavaScripts and Style Sheets. Students learn WYSIWYG software applications used to create state-of-the-art web design, effects, and navigation. Additional topics include flow chart and storyboard design, content development, search engines, web scripting, uploading web pages, and current issues and events involving the Internet. In this course, students work on a new website as a class project. Software includes Adobe Creative Suite 5 among others. E-mail, an important component of the class experience, is required. This hands-on course is taught in the Otis computer lab, and includes additional lab time on a sign-up basis at no additional cost.

**Prerequisite:** XDMA9139 Web Design I

**First class materials:** USB Flash Drive

*May 31 – August 2 (no mtg. 7/5)*

*Sun 1:30–4:50pm / 9 sessions / 16 students*

**Reg# 25125:** \$675 Non-credit

**Reg# 25126:** \$710 Certificate Credit

**Reg# 25127:** \$1550 College Credit (1.0)

*Instructor: Eugene Ahn*

*XDMA9140*

## 2D Animation I

A study of 2D Animation for feature film, television, and the web using Adobe Flash CS4 as the primary tool. Students study the basics of timing, weight, and anticipation and apply these skills through storyboarding and character design.

**Prerequisite:** XDMA9011 Introduction to Digital Design; XDMA9009 Digital Imaging I

**First class materials:** USB Flash Drive

*May 30 – August 1 (no mtg. 7/4)*

*Sat 9:00am–12:20pm / 9 sessions / 16 students*

**Reg# 25128:** \$675 Non-credit

**Reg# 25129:** \$710 Certificate Credit

**Reg# 25130:** \$1550 College Credit (1.0)

*Instructor: Luis Ruiz*

*XDMA9146*



## 3D Modeling

This course covers the principles of computer graphics and visual effects through the production of three-dimensional, computer-generated animation utilizing Maya. Focuses on establishing a working knowledge of Maya's suite of tools, as well as building a foundation within 3D media. Through the creation of projects, students gain an understanding of modeling, lighting, animation, and rendering.

**Prerequisite:** XDMA9011 Introduction to Digital Design; XDMA9009 Digital Imaging I; XDMA9146 2D Animation I

**First class materials:** USB Flash Drive

*May 30 – August 1 (no mtg. 7/4)*

*Sat 1:00–4:20pm / 9 sessions / 16 students*

**Reg# 25131:** \$675 Non-credit

**Reg# 25132:** \$710 Certificate Credit

**Reg# 25133:** \$1550 College Credit (1.0)

*Instructor: Luis Ruiz*

*XDMA9148*

## Sound Editing

Sound is an often overlooked area of the video production process. But sound can make or break your video production – even if the story is great and the videography amazing, poor sound will undermine a production's effectiveness for the viewer. In this course students explore sound design, basic sound production, including on-location recordings, sound effects creation, Foley, and digital sound synthesis. Students edit and mix these audio sources to effectively support visuals and create the desired emotional response in the viewer. Students are introduced to a variety of sound creation techniques, as well as low-budget and no-budget approaches. Through class lectures, hands-on demonstrations and tutorials, team and solo projects, and discussion of relevant film examples, students gain the skills and understanding necessary to create original and effective soundtracks for video. Audio software includes Pro Tools 8. Video editing software includes Final Cut Pro.

**Prerequisites:** XILU5019 Storyboarding; XDMA9145 Digital Storytelling; XDMA9151 Video Production: Camera, Lighting, & Sound; XDMA9152 Editing I

**First class materials:** USB Flash Drive

*June 4 – July 30*

*Thur 7:00–10:20pm / 9 sessions / 16 students*

**Reg# 25403:** \$675 Non-credit

**Reg# 25404:** \$710 Certificate Credit

**Reg# 25405:** \$1550 College Credit (1.0)

*Instructor: Chris Rowland*

*XDMA9154*

## Developing Apps for Mobile Devices

*Online Course*

Applications or apps for mobile devices represent an expansive field that mixes interactivity with creativity and blends the lines between the digital and physical environments. In this course, students learn how to create applications for the iOS (iPhone, iPad) and Android operating systems using the Corona Software Development Kit. Students will learn how to write code and create graphics for these mobile platforms. Course examines best practices when writing code, with an emphasis on making programming as accessible as possible for all students and emphasizes an understanding of the internal logic that can be applied to all programming languages. Also covers historical and contemporary examples of successful and unique applications (particularly games). This course will not use XCode, Java or Objective C. Please note: Course takes place completely online in an asynchronous environment. Material will be uploaded weekly on Monday evenings, 7:00pm (Pacific Time). Login information will be forwarded following student registration. Enrollment deadline: Mon, May 25, 2015.

**Prerequisites:** None

**First class materials:** Operating system requirements: Mac users – OS X Snow Leopard or higher; PC users – Windows XP or higher

*June 1 – August 3*

*Weekly / 10 weeks / 16 students*

**Reg# 25134:** \$395 Non-credit

**Reg# 25135:** \$430 Certificate Credit

**Reg# 25136:** \$1250 College Credit (1.0)

*Instructor: Crossman Wilkins*

*XDMA9165*

## Final Portfolio

For advanced students enrolled in the Digital Media Arts certificate program. In this course students create a portfolio from work produced throughout their course of study. The instructor provides individualized critique regarding technical and conceptual development and offers guidance for developing an effective portfolio. Also covers presentation skills. Students work independently and meet with the instructor weekly.

**Prerequisite:** Students in all areas of specialization (except the Arts Education track) must enroll during their last semester, prior to graduation.

*Dates to be arranged*

*Day and time to be arranged with instructor*  
*6 sessions / limited enrollment*

**Reg# 25140:** \$710 Certificate Credit

**Reg# 25141:** \$1550 College Credit (1.0)

*Instructor: Students request instructor*  
XDMA9223

## Life Drawing

This beginning/intermediate course emphasizes the structure and proportion of the human form. While drawing from the live model, studio instruction includes quick sketch, long, and short poses. Students work in a variety of drawing media. Course may be repeated.

**Prerequisite:** XDWG1001 Drawing & Composition

**First class materials:** Drawing pencils, kneaded eraser, compressed charcoal, 18" x 24" newsprint pad, drawing board.

*June 4 – August 6*

*Thur 7:00–10:00pm / 10 sessions / 18 students*

**Reg# 25270:** \$395 Non-credit

**Reg# 25271:** \$430 Certificate Credit

**Reg# 25272:** \$1250 College Credit (1.0)

*Instructor: Chris Warner*  
XDWG1014

## Introduction to Graphic Design

This foundation course familiarizes students with the basic principles of composition, design methodologies, and career options in professional visual communication design. Through weekly hands-on assignments and in-depth slide lectures on layout, typography, symbol design, photography, digital imaging and illustration, students become acquainted with a wide variety of topics in contemporary graphic design. This is an excellent course in which to start building a professional design portfolio. Students can complete their assignments using their own computer or by traditional techniques that are discussed by the instructor in conjunction with each assignment.

**Prerequisite:** None

**First class materials:** Note-taking materials

*May 30 – August 15 (no mtg. 6/6 & 7/4)*

*Sat 9:30am–12:30pm / 10 sessions / 16 students*

**Reg# 25169:** \$395 Non-credit

**Reg# 25170:** \$430 Certificate Credit

**Reg# 25171:** \$1250 College Credit (1.0)

*Instructor: Debra Valencia*  
XGRD5014

## Typography I

This studio course considers type selection and type production. Special emphasis is on the mechanics of type including measurements, type spacing, and composition. Analysis of basic letterforms, drawing and inking techniques, and letter indication are stressed. Students produce a small booklet or a poster.

**Prerequisite:** None

**First class materials:** Thin and thick black markers, 8 1/2" x 11" white bond, 12" Schaedler Precision Ruler

*June 3 – August 5*

*Wed 7:00–10:00pm / 10 sessions / 16 students*

**Reg# 25184:** \$395 Non-credit

**Reg# 25185:** \$430 Certificate Credit

**Reg# 25186:** \$1250 College Credit (1.0)

*Instructor: Lorna Turner*  
XGRD5029

## Typography II

This intermediate design course allows students to further explore the use of typography as a powerful and effective means of communication. Through in-class exercises, slide lectures and out-side projects, students learn to create typographic solutions to various design problems---applying such principles as hierarchy, contrast, scale, rhythm, and spatial relationships. Students focus on refining their skills through typographic expression.

**Prerequisite:** XGRD5026 Digital Print Production, XGRD5029 Typography I

**First class materials:** TBD

*June 2 – August 4*

*Tues 7:00–10:00pm / 10 sessions / 16 students*

**Reg# 25187:** \$395 Non-credit

**Reg# 25188:** \$430 Certificate Credit

**Reg# 25189:** \$1250 College Credit (1.0)

*Instructor: Marie Lafia*

*XGRD5030*

## Character Design for Animation and Cartooning

In this course, students learn to create believable and interesting characters for cartoons and animation. Course covers staging, silhouette, posture, structure, costume, color, and shapes, enabling students to create original entertaining characters by imbuing them with human traits. Explores the art of popular cartoonists, animation characters, and design types. Also includes where to apply your skills including internet, advertising, animation, video games, and illustration markets.

**Prerequisite:** None

**First class materials:** *Cartoon Animation* by Preston Blair, any paper size, pencils (any kind), tracing paper, a cheap mirror

*June 2 – August 4*

*Tues 7:00–10:00pm / 10 sessions / 16 students*

**Reg# 25198:** \$395 Non-credit

**Reg# 25199:** \$430 Certificate Credit

**Reg# 25200:** \$1250 College Credit (1.0)

*Instructor: Lenord Robinson*

*XILU6300*

## Open House

### CONTINUING EDUCATION

Sunday, May 17, 2015 1pm-3pm

Goldsmith Campus in Westchester  
9045 Lincoln Boulevard, 2nd floor

For reservations and further information,  
please call 310-665-6850.

## Digital Photography

### Online Course

This course is designed for the intermediate or advanced photography student. Using new technology, students work in traditional themes of still life, portraiture, and documentation. The course covers how to use your digital camera and develop a full in-depth understanding of Adobe Photoshop. Students use the computer to edit, manipulate and enhance their images. The course focuses on working with RAW image files, color space, advance exposure settings, white balance and camera capture. Through assignments in Photoshop, students explore color management, workflow, color correction, creating actions, re-touching, and compositing. This course is a must for those who want to explore the exciting world of Digital Photography. Enrollment deadline: Monday, May 25, 2015.

**Prerequisite:** Basic computer knowledge; XPHO2010 Introduction to Photography; XDMA9009 Digital Imaging I: Photoshop

**First class materials:** Students may bring their camera and note-taking materials.

*June 1 – August 8*

*Weekly / Varied / 14 students*

**Reg# 25412:** \$395 Non-credit

**Reg# 25413:** \$430 Certificate Credit

**Reg# 25414:** \$1250 College Credit (1.0)

*Instructor: Eugene Ahn / Joanne Kim*

*XPHO2850*

# Fashion Design

**FASHION DESIGN CERTIFICATE PROGRAM** is a sequence of 18 courses for those beginning a new career, augmenting an existing career, or seeking to enhance their existing art and design skills. The program is geared for the adult learner and is designed to prepare students for an entry level position in the fashion industry as a fashion designer (SOC 27-1022\*), designer's assistant (SOC 27-1022\*), or patternmaker (SOC 51-6092\*).

The program meets the professional industry standards outlined by Otis School of Fashion Design, the leading educational program nationwide. Study begins with the development of an understanding of design in dress, and leads to a translation of that knowledge into practical manufacturing requirements. Courses provide intensive, practical training leading to the development of a professional portfolio.

## THE 18 COURSE SEQUENCE

### Foundation Courses [4]:

- XDWG1001** Drawing & Composition
- XGRD1101** Color Theory & Design
- XGRD5012** Fundamentals of 2-Dimensional Design
- XDWG1014** Life Drawing

### Core Courses [12]:

- XFSH3000** Introduction to Fashion Design
- XFSH3201** History of Costume
- XFSH3001** Introduction to Apparel Construction
- XFSH3028** Figure Drawing for Fashion
- XFSH3056** Fashion Illustration
- XFSH3019** Sewing I
- XFSH3014** Draping I
- XFSH3015** Patternmaking I
- XFSH3126** Textiles for Fashion
- XFSH4031** Digital Design for Fashion
- XFSH3132** Design Studio
- XFSH5500** Final Project: Designing and Marketing a Fashion Line

### Electives [2]:

Students may select full-unit courses from the Fashion program to receive elective credit.

### Certificate Curriculum

Students who are currently enrolled in the Fashion Certificate Program should contact the Continuing Education department to review their certificate requirements. For further information on this certificate program or to speak with a counselor, please call 310-665-6850.

## ESTIMATED TOTAL PROGRAM COST

The estimated program costs listed below are based on students completing two courses per term (nine terms) over a three-year period.

Certificate Application:	\$175
Tuition:	\$8,020
Fees:	\$351
Supplies & Books:	\$2,400
<b>Total:</b>	<b>\$10,946</b>

## LOCATION

Most Foundation courses take place at Otis' Elaine & Bram Goldsmith Campus in Westchester.

Most Core courses take place at the Otis School of Fashion Design at the California Market Center, 110 East 9th Street, Suite C201, in Downtown Los Angeles. Located in the Los Angeles Fashion District, the California Market Center is the largest apparel mart in the country. In addition to serving as the home for Otis' School of Fashion Design, it houses over 10,000 fashion collections in 1,500 showrooms. Unless otherwise indicated, classes in the School of Fashion Design will meet at this location. Room assignments for Continuing Education courses will be posted outside the Fashion Office, Room C201.

**Note:** Certificate program courses are open to all students. Students, interested in taking certificate program courses for professional growth or personal development, are welcome to attend.

For further information, or to speak with a counselor, please call 310-665-6850.

## FOUNDATION COURSES:

All Foundation courses take place at the Elaine & Bram Goldsmith Campus, unless otherwise noted.

### Drawing & Composition

This beginning course develops skills in the elements of drawing and composition. Through demonstration, class exercises, and critiques, students explore concepts including contour line, cross contour, modeling, uses of marks to show form and space, perspective, scale and measurement, and positive/negative space.

**Prerequisite:** None

**First class materials for Adams:** One box of Staedler Mars graphite pencils 6H or 8B; one roll of drafting tape or artists tape (low tack tape), 1/2" thick; one Staedler Mars white plastic eraser; one pencil sharpener; one Masonite drawing board with two clips and pink rubber band (large enough to hold an 18" x 24" sketch pad; one 18" x 24" Strathmore recycled drawing tablet (dark green cover) or Strathmore drawing tablet (brown cover)

**First class materials for Jones:** Drawing board; 18" x 24" sketchpad (Strathmore, Canson, Aquabee); 11" x 14" sketchbook; Charcoal pencils: hard (HB or B), medium (2B or 4B), soft (6B or 8B); Pastel pencils: Faber-Castell "PITT" or Stabilo "CarbOthello" pencils, NO Conte' pastel pencils; Pastel colors: dark sepia in PITT and one or two other dark earth-tones, blues, reds; Colored pencils: Faber-Castell "Polychromos" and Berol "Prismacolor" Colors: two or three in dark colors (black, reds, blues, etc.; Do not get watercolor versions of these pencils) Kneaded rubber eraser; Eraser shield; Razor blades; Small piece #100 sandpaper (3" x 4"); Chamois; 18" x 2" "See-Thru Ruler" (plastic)

#### At Otis' New Mid-Wilshire Studio

May 31 – August 9 (no mtg. 7/5)

Sun 2:00–5:00pm / 10 sessions / 20 students

Location: 6124 Wilshire Blvd., Los Angeles 90048

**Reg# 25261:** \$395 Non-credit

**Reg# 25262:** \$430 Certificate Credit

**Reg# 25263:** \$1250 College Credit (1.0)

*Instructor: Lisa Adams*

*XDWG1001*

#### Elaine and Bram Goldsmith Campus

May 31 – August 9 (no mtg. 7/5)

Sun 9:30am–12:30pm / 10 sessions / 20 students

**Reg# 25267:** \$395 Non-credit

**Reg# 25268:** \$430 Certificate Credit

**Reg# 25269:** \$1250 College Credit (1.0)

*Instructor: Lisa Adams*

*XDWG1001*

June 2 – August 4

Tues 7:00–10:00pm / 10 sessions / 20 students

**Reg# 25264:** \$395 Non-credit

**Reg# 25265:** \$430 Certificate Credit

**Reg# 25266:** \$1250 College Credit (1.0)

*Instructor: Ken Jones*

*XDWG1001*

### Color Theory & Design

An essential course for anyone pursuing or currently working in any art or design field who must communicate effectively with color. Confidence and skill are developed through weekly color-mixing exercises and homework projects using gouache. Through lecture, demonstration, critique, and practical experience, students investigate color theory, historical color comparison, color in nature, and analyze masterpiece color. Lectures include the phenomena of color and light and the use of color as a marketing tool.

**Prerequisite:** None (may be taken concurrently with XGRD5012 Fundamentals of 2-Dimensional Design)

**First class materials for Blake:** Notebook, 2" x 18" clear plastic grid ruler, 19" x 23" layout bond, 2H pencil, eraser, illustration board (15" x 20" Crescent cold press medium weight), 2 tapes: 1/2" low-tack drafting or graphics tape, 3/4 high-tack masking tape, one large size tube of permanent white gouache (Windsor Newton,) #6 Windsor Newton Sceptre gold round brush, 2 plastic water containers, large palette, compass (opens to 5" radius,) eyedropper

**First class materials for Case:** Note-taking materials

May 30 – August 8 (no mtg. 7/4)

Sat 1:30–4:30pm / 10 sessions / 16 students

**Reg# 25172:** \$395 Non-credit

**Reg# 25173:** \$430 Certificate Credit

**Reg# 25174:** \$1250 College Credit (1.0)

*Instructor: Caroline Blake*

*XGRD1101*

*June 1 – August 3*

*Mon 7:00–10:00pm / 10 sessions / 16 students*

**Reg# 25175:** \$395 Non-credit

**Reg# 25176:** \$430 Certificate Credit

**Reg# 25177:** \$1250 College Credit (1.0)

*Instructor: Cole Case*

*XGRD1101*

## Fundamentals of 2-Dimensional Design

This foundation-level course introduces design for the beginner through the application and understanding of 2-dimensional elements and principles. Course offers preparation for beginners and professionals in several design areas. Weekly achromatic (non-color) projects deal with fundamentals of line, space, directional movement, balance, value, texture, pattern, and monochromes. Confidence in hand skills is developed and a final project in the student's area of interest is required. Students gain exposure to a range of current and historical design forms. Class includes studio time, slide lectures, and critique.

**Prerequisite:** None (may be taken concurrently with XGRD1101 Color Theory & Design)

**First class materials for Blake:** 8 1/2" x 11" paper, 2H pencil, 2" x 18" clear plastic grid ruler, black chisel-point marker, micro fine-line black pen, pencil sharpener, eraser, Pentel brand fine-point white correction pen, 3M correction tape (1/4" or smaller)

**First class materials for Osherow:** Sketchbook, pencil, ruler, medium and broad point black felt markers

*May 30 – August 8 (no mtg. 7/4)*

*Sat 10:00am–1:00pm / 10 sessions / 16 students*

**Reg# 25178:** \$395 Non-credit

**Reg# 25179:** \$430 Certificate Credit

**Reg# 25180:** \$1250 College Credit (1.0)

*Instructor: Caroline Blake*

*XGRD5012*

*June 4 – August 13 (no mtg. 6/18)*

*Thur 7:00–10:00pm / 10 sessions / 16 students*

**Reg# 25181:** \$395 Non-credit

**Reg# 25182:** \$430 Certificate Credit

**Reg# 25183:** \$1250 College Credit (1.0)

*Instructor: Randy Osherow*

*XGRD5012*

## Life Drawing

A beginning/intermediate course emphasizing the structure and proportion of the human form. While drawing from the live model, students create quick sketches, from long and short poses, using a variety of drawing media. Course may be repeated.

**Prerequisite:** XDWG1001 Drawing & Composition or equivalent ability

**First class materials:** Drawing pencils, kneaded eraser, compressed charcoal, 18" x 24" newsprint pad, drawing board.

*June 4 – August 6*

*Thur 7:00–10:00pm / 10 sessions / 18 students*

**Reg# 25270:** \$395 Non-credit

**Reg# 25271:** \$430 Certificate Credit

**Reg# 25272:** \$1250 College Credit (1.0)

*Instructor: Chris Warner*

*XDWG1014*

## CORE COURSES:

---

### Introduction to Fashion Design

#### California Market Center Campus

Focusing on the world of fashion and the fashion business, this course covers how fashion apparel is designed, manufactured, marketed, and distributed. It is designed to capture the dynamics of the fashion industry, with its many components and possible career opportunities. Global suppliers to apparel manufacturers and the technological changes within the world of fashion are explored. Students are encouraged to investigate this ever-changing industry and the retail market it serves. Is it working? How does a designer meet consumer demand?

**Prerequisite:** None

**First class materials:** *Fashion Design*, 3rd edition, Sue Jenkyn Jones, note-taking materials

*May 30 – August 8 (no mtg. 7/4)*

*Sat 10:00am–1:00pm / 10 sessions / 18 students*

**Reg# 25142:** \$395 Non-credit

**Reg# 25143:** \$430 Certificate Credit

**Reg# 25144:** \$1250 College Credit (1.0)

*Instructor: Shpetim Zero*

*XFSH3000*



# Open House

## CONTINUING EDUCATION

Sunday, May 17, 2015 1pm-3pm

Goldsmith Campus in Westchester  
9045 Lincoln Boulevard, 2nd floor

For reservations and further information,  
please call 310-665-6850.

## Introduction to Apparel Construction

### California Market Center Campus

This course introduces students to three major aspects of apparel production: patternmaking methods, draping techniques, and use of the industrial sewing machine. Course includes apparel production terminology and garment construction techniques. Covers dart manipulation, drafting a skirt block, and creating a complete pattern.

**Prerequisite:** None

**First class materials:** TBD

*May 30 – June 27*

*Sat 9:30am–4:30pm / 5 sessions / 12 students*

**Reg# 25145:** \$395 Non-credit

**Reg# 25146:** \$430 Certificate Credit

**Reg# 25147:** \$1250 College Credit (1.0)

*(\$35 lab fee payable upon registration)*

*Instructor: Evelyn McInerny*

*XFSH3001*

*July 18 – August 15*

*Sat 9:30am–4:30pm / 5 sessions / 14 students*

**Reg# 25148:** \$395 Non-credit

**Reg# 25149:** \$430 Certificate Credit

**Reg# 25150:** \$1250 College Credit (1.0)

*(\$35 lab fee payable upon registration)*

*Instructor: Evelyn McInerny*

*XFSH3001*

## Sewing I

### California Market Center Campus

This course introduces both general sewing techniques and the operation of industrial power machines. Students learn the theory of accurately sewing various parts of a garment together according to industrial standards. Students are assigned specific clothing projects.

**Prerequisite:** XFSH3001 Introduction to Apparel Construction

**First class materials:** 5 yards muslin, 2" x 18" clear ruler, fabric scissors, tape measure, industrial single-needle foot, bobbin and case, hand sewing needles, industrial sewing machine needles, white and colored spool or cone of thread, straight pins, seam ripper, flathead (standard) screwdriver, Sharpie black ink marker, #2 pencil, note-taking materials. Optional texts – 1st choice text: *A Guide to Fashion Sewing* (3rd or 4th Edition, Amaden-Crawford); 2nd choice text: *A Complete Guide to Sewing* (Reader's Digest)

*May 30 – August 8 (no mtg. 7/4)*

*Sat 11:30am–2:30pm / 10 sessions / 14 students*

**Reg# 25157:** \$395 Non-credit

**Reg# 25158:** \$430 Certificate Credit

**Reg# 25159:** \$1250 College Credit (1.0)

*(\$35 lab fee payable upon registration)*

*Instructor: Pam Banks*

*XFSH3019*

## Draping I

### California Market Center Campus

Students learn the basic principles of draping on the dress form including style lines, fit, and balance. Studio instruction includes preparing muslin, marking, and truing finished bodices and skirts.

**Prerequisite:** XFSH3019 Sewing I

**First class materials:** 1 yard muslin, fabric scissors, #17 plain straight pins, pin cushion, tape measure, #2 pencil, 2" x 18" clear ruler, notebook; Required text – *The Art of Fashion Draping*, (3rd or 4th Edition, Amaden-Crawford)

*May 30 – August 8 (no mtg. 7/4)*

*Sat 2:45–5:45pm / 10 sessions / 14 students*

**Reg# 25151:** \$395 Non-credit

**Reg# 25152:** \$430 Certificate Credit

**Reg# 25153:** \$1250 College Credit (1.0)

*(\$35 lab fee payable upon registration)*

*Instructor: Pam Banks*

*XFSH3014*



## Patternmaking I

### California Market Center Campus

Students learn to flat patterndraft from sketches, using approved slopers. In today's industry, this is the fastest and most commonly used method. Students begin with seamless blocks, draft the pattern on dotted paper, add seams, and then transfer to manilla for a final hard paper pattern, including an appropriate patterncard. Assignments include sewing the finished pattern in muslin, checking the fit on the dress form and making corrections to the pattern. Mirroring industry techniques, students develop skills expected of a designer and/or a first-pattern patternmaker.

**Prerequisite:** XFSH3019 Sewing I, XFSH3014 Draping I

**First class materials:** TBD; Text: *Patternmaking for Fashion Design*, 5th edition preferred, by Helen Joseph Armstrong.

*June 10 – August 12*

*Wed 7:00–10:00pm / 10 sessions / 14 students*

**Reg# 25154:** \$395 Non-credit

**Reg# 25155:** \$430 Certificate Credit

**Reg# 25156:** \$1250 College Credit (1.0)

*(\$35 lab fee payable upon registration)*

*Instructor: Morrison Jackson*

*XFSH3015*

## ELECTIVES:

### Figure Drawing for Fashion

#### Elaine and Bram Goldsmith Campus

Students draw from live models to develop an awareness of the proportions and movement of the elongated fashion figure. This course explores the visualization of various fabrics and garments on the figure.

**Prerequisite:** XDWG1001 Drawing & Composition, XDWG1014 Life Drawing

**First class materials:** Drawing Board, 18" x 24" white Bond paper pad, kneaded eraser, charcoal pencils (black, soft, medium, hard), Black Prismacolor pencils, sharpener, color marker set, small watercolor set

*June 4 – August 6*

*Thur 7:00–10:00pm / 10 sessions / 14 students*

**Reg# 25160:** \$395 Non-credit

**Reg# 25161:** \$430 Certificate Credit

**Reg# 25162:** \$1250 College Credit (1.0)

*Instructor: Diana Vitale*

*XFSH3056*

**NEW!**

## Introduction to Shoe Design

Elaine and Bram Goldsmith Campus

In this course, students learn to design footwear from conceptualization to market. Join Neal B. Geyer, footwear executive and designer/builder with over 40 years of experience as he guides you through the basics of the industry. In this ground up approach students incorporate functionality into their designs to create footwear that functions as beautifully as it looks. Course includes design and line building, sourcing materials and factories, product samplings, and merchandising. Students construct a finished shoe or sandal using leather, textiles, foam, cork, and any other interesting materials that the students sees as viable footwear materials. Also covers presentation and sales techniques to help ensure that ultimate designs are timely, functional, and sellable. Students are also required to keep a shoe journal and participate in a weekly shoe and tell. Please note students must attend the first class meeting.

**Prerequisite:** Familiarity with basic art/design materials/tools helpful

**First class materials:** TBD

*May 30 – August 8 (no mtg. 7/4)*

*Sat 9:30am–12:30pm / 10 sessions / 16 students*

**Reg# 25426:** \$395 Non-credit

**Reg# 25427:** \$430 Certificate Credit

**Reg# 25428:** \$1250 College Credit (1.0)

*Instructor: Neal B. Geyer*

*XFSH3009*

**NEW!**

## Fashion History of the Western World

This special course explores historic dress of the western world as an inspiration and resource for students of fashion design, buying, and merchandising. The evolution of silhouettes, as well as the cut and construction of garments are analyzed alongside images of paintings, drawings, sculpture, and historic costume. Course covers periods including Egyptian, Greco Roman, Gothic, Medieval, Renaissance, Elizabethan, Georgian and Rococo, Empire, Regency, Victorian, Edwardian, through the 20th century. Contemporary examples in fashion are compared to their historic sources. Includes two Saturday field-trips.

**Prerequisite:** None

**First class materials:** TBD

*June 3 – July 8 (6 evening sessions & 2 Sat. field trips, 9:30am–3:30pm, tba)*

*Wed 7:00–10:00pm / 8 sessions / 16 students*

**Reg# 25417:** \$395 Non-credit

**Reg# 25424:** \$430 Certificate Credit

**Reg# 25425:** \$1250 College Credit (1.0)

*Instructor: Jemi Armstrong*

*XFSH3057*

## Sewing II

Elaine and Bram Goldsmith Campus

In this intermediate course, students create garments working with purchased commercial patterns. Class demonstrations include measuring the body and adjusting the patterns to personalize the fit. Also includes how to research solutions for a quality constructed garment. Students compile a notebook of sample fabric swatches, trims, and notions for easy reference.

**Prerequisite:** XFSH3019 Sewing I or equivalent experience

**First class materials:** Note-taking materials

*May 30 – August 8 (no mtg. 7/4)*

*Sat 8:00–11:00am / 10 sessions / 16 students*

**Reg# 25163:** \$395 Non-credit

**Reg# 25164:** \$430 Certificate Credit

**Reg# 25165:** \$1250 College Credit (1.0)

*Instructor: Pam Banks*

*XFSH3022*

## Digital Design for Fashion

Elaine and Bram Goldsmith Campus

In this course students design and merchandize a collection (sportswear or dresses) while learning skills in Adobe Illustrator & Photoshop. Topics include technical flats, fashion illustration, logos, fabric repeats & colorways, and layout. Students complete a digital portfolio group for their final project.

**Prerequisite:** XFSH3028 Figure Drawing for Fashion; No prior computer experience necessary.

**First class materials:** USB Flash Drive

*May 30 – August 8 (no mtg. 7/4)*

*Sat 1:00–4:00pm / 10 sessions / 16 students*

**Reg# 25406:** \$675 Non-credit

**Reg# 25407:** \$710 Certificate Credit

**Reg# 25408:** \$1550 College Credit (1.0)

*Instructor: Anne M. Bray*

*XFSH4031*

# Graphic Design

**GRAPHIC DESIGN CERTIFICATE PROGRAM** is a sequence of 16 courses for those interested in developing a new career, augmenting a current career, or seeking to enhance their existing art or design skills. The program is geared for the adult learner, and is designed to meet the needs of the graphic design industry. Courses stress creative problem-solving, provide intensive practical training, and are taught by professional designers and fine artists. The program is intended to prepare students for an entry-level position as a graphic designer or production artist (SOC 27-1024\*).

## THE 16 COURSE SEQUENCE

### Core Courses [12]:

- XGRD5014** Introduction to Graphic Design
- XDWG1001** Drawing & Composition
- XGRD1101** Color Theory & Design
- XGRD5012** Fundamentals of 2-Dimensional Design
- XDMA9011** Introduction to Digital Design
- XGRD5026** Digital Print Production
- XGRD5029** Typography I
- XGRD5030** Typography II
- XILU5020** Quick Sketch Techniques
- XILU5019** Storyboarding for Film and Animation
- XGRD5016** Logos, Letterforms, and Symbols
- XGRD5500** Final Portfolio

### Electives [4]:

Students may select full-unit courses from the Digital Media Arts or Illustration programs to receive elective credit.

## ESTIMATED TOTAL PROGRAM COST

The estimated program costs listed below are based on students completing two courses per term (eight terms) over a three-year period.

Certificate Application:	\$175
Tuition:	\$8,560
Fees:	\$312
Supplies & Books:	\$2,000
<b>Total:</b>	<b>\$11,047</b>

**Note:** Certificate program courses are open to all students. Students, interested in taking certificate program courses for professional growth or personal development, are welcome to attend.

For further information, or to speak with a counselor, please call 310-665-6850.

**All courses take place at Otis College of Art and Design's Elaine & Bram Goldsmith Campus, unless otherwise noted.**

## CORE COURSES:

### Introduction to Graphic Design

This foundation course familiarizes students with the basic principles of composition, design methodologies, and career options in professional visual communication design. Through weekly hands-on assignments and in-depth slide lectures on layout, typography, symbol design, photography, digital imaging and illustration, students become acquainted with a wide variety of topics in contemporary graphic design. This is an excellent course in which to start building a professional design portfolio. Students can complete their assignments using their own computer or by traditional techniques that are discussed by the instructor in conjunction with each assignment.

**Prerequisite:** None

**First class materials:** Note-taking materials

*May 30 – August 15 (6/6 & 7/4)*

*Sat 9:30am–12:30pm / 10 sessions / 16 students*

**Reg# 25169:** \$395 Non-credit

**Reg# 25170:** \$430 Certificate Credit

**Reg# 25171:** \$1250 College Credit (1.0)

*Instructor: Debra Valencia*

*XGRD5014*

## Drawing & Composition

This beginning course develops skills in the elements of drawing and composition. Through demonstration, class exercises, and critiques, students explore concepts including contour line, cross contour, modeling, uses of marks to show form and space, perspective, scale and measurement, and positive/negative space.

**Prerequisite:** None

**First class materials for Adams:** One box of Staedler Mars graphite pencils 6H or 8B; one roll of drafting tape or artists tape (low tack tape), 1/2" thick; one Staedler Mars white plastic eraser; one pencil sharpener; one Masonite drawing board with two clips and pink rubber band (large enough to hold an 18" x 24" sketch pad; one 18" x 24" Strathmore recycled drawing tablet (dark green cover) or Strathmore drawing tablet (brown cover)

**First class materials for Jones:** Drawing board; 18" x 24" sketchpad (Strathmore, Canson, Aqua-bee); 11" x 14" sketchbook; Charcoal pencils: hard (HB or B), medium (2B or 4B), soft (6B or 8B); Pastel pencils: Faber-Castell "PITT" or Stabilo "CarbOthello" pencils, NO Conte' pastel pencils; Pastel colors: dark sepia in PITT and one or two other dark earth-tones, blues, reds; Colored pencils: Faber-Castell "Polychromos" and Berol "Prismacolor" Colors: two or three in dark colors (black, reds, blues, etc.; Do not get watercolor versions of these pencils) Kneaded rubber eraser; Eraser shield; Razor blades; Small piece #100 sandpaper (3" x 4"); Chamois; 18" x 2" "See-Thru Ruler" (plastic)

### At Otis' New Mid-Wilshire Studio

*May 31 – August 9 (no mtg. 7/5)*

*Sun 2:00–5:00pm / 10 sessions / 20 students*

*Location: 6124 Wilshire Blvd., Los Angeles 90048*

**Reg# 25261:** \$395 Non-credit

**Reg# 25262:** \$430 Certificate Credit

**Reg# 25263:** \$1250 College Credit (1.0)

*Instructor: Lisa Adams*

*XDWG1001*

### Elaine and Bram Goldsmith Campus

*May 31 – August 9 (no mtg. 7/5)*

*Sun 9:30am–12:30pm / 10 sessions / 20 students*

**Reg# 25267:** \$395 Non-credit

**Reg# 25268:** \$430 Certificate Credit

**Reg# 25269:** \$1250 College Credit (1.0)

*Instructor: Lisa Adams*

*XDWG1001*

*June 2 – August 4*

*Tues 7:00–10:00pm / 10 sessions / 20 students*

**Reg# 25264:** \$395 Non-credit

**Reg# 25265:** \$430 Certificate Credit

**Reg# 25266:** \$1250 College Credit (1.0)

*Instructor: Ken Jones*

*XDWG1001*

## Color Theory & Design

An essential course for anyone pursuing or currently working in any art or design field who must communicate effectively with color. Confidence and skill are developed through weekly color-mixing exercises and homework projects using gouache. Through lecture, demonstration, critique, and practical experience, students investigate color theory, historical color comparison, color in nature, and analyze masterpiece color. Lectures include the phenomena of color and light and the use of color as a marketing tool.

**Prerequisite:** None (may be taken concurrently with XGRD5012 Fundamentals of 2-Dimensional Design)

**First class materials for Blake:** Notebook, 2" x 18" clear plastic grid ruler, 19" x 23" layout bond, 2H pencil, eraser, illustration board (15" x 20" Crescent cold press medium weight), 2 tapes: 1/2" low-tack drafting or graphics tape, 3/4 high-tack masking tape, one large size tube of permanent white gouache (Windsor Newton,) #6 Windsor Newton Sceptre gold round brush, 2 plastic water containers, large palette, compass (opens to 5" radius,) eyedropper

**First class materials for Case:** Note-taking materials

*May 30 – August 8 (no mtg. 7/4)*

*Sat 1:30–4:30pm / 10 sessions / 16 students*

**Reg# 25172:** \$395 Non-credit

**Reg# 25173:** \$430 Certificate Credit

**Reg# 25174:** \$1250 College Credit (1.0)

*Instructor: Caroline Blake*

*XGRD1101*

*June 1 – August 3*

*Mon 7:00–10:00pm / 10 sessions / 16 students*

**Reg# 25175:** \$395 Non-credit

**Reg# 25176:** \$430 Certificate Credit

**Reg# 25177:** \$1250 College Credit (1.0)

*Instructor: Cole Case*

*XGRD1101*



## Fundamentals of 2-Dimensional Design

This foundation-level course introduces design for the beginner through the application and understanding of 2-dimensional elements and principles. Course offers preparation for beginners and professionals in several design areas. Weekly achromatic (non-color) projects deal with fundamentals of line, space, directional movement, balance, value, texture, pattern, and monochromes. Confidence in hand skills is developed and a final project in the student's area of interest is required. Students gain exposure to a range of current and historical design forms. Class includes studio time, slide lectures, and critique.

**Prerequisite:** None (may be taken concurrently with XGRD1101 Color Theory & Design)

**First class materials for Blake:** 8 1/2" x 11" paper, 2H pencil, 2" x 18" clear plastic grid ruler, black chisel-point marker, micro fine-line black pen, pencil sharpener, eraser, Pentel brand fine-point white correction pen, 3M correction tape (1/4" or smaller)

**First class materials for Osherow:** Sketchbook, pencil, ruler, medium and broad point black felt markers

*May 30 – August 8 (no mtg. 7/4)*

*Sat 10:00am–1:00pm / 10 sessions / 16 students*

**Reg# 25178:** \$395 Non-credit

**Reg# 25179:** \$430 Certificate Credit

**Reg# 25180:** \$1250 College Credit (1.0)

*Instructor: Caroline Blake*

*XGRD5012*

*June 4 – August 13 (no mtg. 6/18)*

*Thur 7:00–10:00pm / 10 sessions / 16 students*

**Reg# 25181:** \$395 Non-credit

**Reg# 25182:** \$430 Certificate Credit

**Reg# 25183:** \$1250 College Credit (1.0)

*Instructor: Randy Osherow*

*XGRD5012*



## Introduction to Digital Design

Learn the basics of computer operation for graphics applications. Instruction focuses on the Mac platform and introduces students to hierarchical structure, graphic interface, and various applications. Students are exposed to a wide array of digital graphics software applications including: Adobe Illustrator, Adobe Photoshop, QuarkXpress, Adobe InDesign, Adobe Flash, and Adobe Dreamweaver. (*Please note: software varies depending on course emphasis.*) This hands-on course is taught in the Otis computer lab, and includes additional lab time on a sign-up basis at no additional cost.

**Prerequisite:** XCMP9200 Basic Computer Operations or equivalent knowledge

**First class materials for Godwin:** USB Flash Drive; Please test functionality of disk before use.

**First class materials for Marinaccio:** USB Flash Drive; note-taking materials

### (Emphasis: Web Design/Multimedia)

*May 30 – August 1 (no mtg. 7/4)*

*Sat 1:00–4:20pm / 9 sessions / 16 students*

**Reg# 25110:** \$675 Non-credit

**Reg# 25111:** \$710 Certificate Credit

**Reg# 25112:** \$1550 College Credit (1.0)

*Instructor: Moshé L. Godwin*

*XDMA9011*

### (Emphasis: Graphic Design/Print)

*June 1 – July 27*

*Mon 7:00–10:20pm / 9 sessions / 16 students*

**Reg# 25113:** \$675 Non-credit

**Reg# 25114:** \$710 Certificate Credit

**Reg# 25115:** \$1550 College Credit (1.0)

*Instructor: Kathleen Marinaccio*

*XDMA9011*

## Typography I

This studio course considers type selection and type production. Special emphasis is on the mechanics of type including measurements, type spacing, and composition. Analysis of basic letterforms, drawing and inking techniques, and letter indication are stressed. Students produce a small booklet or a poster.

**Prerequisite:** None

**First class materials:** Thin and thick black markers, 8 1/2" x 11" white bond, 12" Schaedler Precision Ruler

## Open House

### CONTINUING EDUCATION

Sunday, May 17, 2015 1pm–3pm

Goldsmith Campus in Westchester  
9045 Lincoln Boulevard, 2nd floor

For reservations and further information,  
please call 310-665-6850.

*June 3 – August 5*

*Wed 7:00–10:00pm / 10 sessions / 16 students*

**Reg# 25184:** \$395 Non-credit

**Reg# 25185:** \$430 Certificate Credit

**Reg# 25186:** \$1250 College Credit (1.0)

*Instructor: Lorna Turner*

*XGRD5029*

## Typography II

This intermediate design course allows students to further explore the use of typography as a powerful and effective means of communication. Through in-class exercises, slide lectures and outside projects, students learn to create typographic solutions to various design problems – applying such principles as hierarchy, contrast, scale, rhythm, and spatial relationships. Students focus on refining their skills through typographic expression.

**Prerequisite:** XGRD5026 Digital Print Production, XGRD5029 Typography I

**First class materials:** TBD

*June 2 – August 4*

*Tues 7:00–10:00pm / 10 sessions / 16 students*

**Reg# 25187:** \$395 Non-credit

**Reg# 25188:** \$430 Certificate Credit

**Reg# 25189:** \$1250 College Credit (1.0)

*Instructor: Marie Lafia*

*XGRD5030*

## Final Portfolio

For advanced students enrolled in the Computer Graphics or Graphic Design certificate programs. In this course students create a portfolio from work produced throughout their course of study. The instructor provides individualized critique regarding technical and conceptual development and offers guidance for developing an effective portfolio. Also covers presentation skills. Students work independently and meet with the instructor weekly.

**Prerequisite:** Students must enroll during their last semester, prior to graduation.

**First class materials:** TBD

*Dates to be arranged*

*Day and time to be arranged*

*6 sessions / limited enrollment*

**Reg# 25190:** \$430 Certificate Credit

**Reg# 25191:** \$1250 College Credit (1.0)

*Instructor: Students request instructor*

*XGRD5500*

## ELECTIVES:

---

### Introduction to Letterpress

In this course students are introduced to the basics of letterpress printing for the Vandercook proof press including hand typesetting, typography, composition, locking up, printing, and distribution. Students also create a multi-color reduction linoleum block project, which covers registration, printing, and color separation techniques. The Otis Lab Press is a fully functioning studio with four Vandercook proof presses and over 200 typefaces. Established in 1984 by Sheila de Brettville as part of the Communication Arts Department, the Lab Press has a rich history of small edition book publishing. Students actively participate and produce award-winning books that have become a permanent part of the university rare book collections throughout Southern California.

**Prerequisite:** None

**First class materials:** \$35 lab fee payable to instructor; supply list of additional materials provided at 1st class mtg.

*June 3 – August 5*

*Wed 7:00–10:00pm / 10 sessions / 10 students*

**Reg# 25192:** \$395 Non-credit

**Reg# 25193:** \$430 Certificate Credit

**Reg# 25194:** \$1250 College Credit (1.0)

*(\$35 lab fee payable upon registration)*

*Instructor: Leslie Ross-Robertson*

*XGRD5100*

### Digital Letterpress

A studio course in letterpress printing with photopolymer plates, held at the Otis Laboratory Press. This course covers all aspects of this revolutionary new process for the relief printing of digital imaging (digital-to-analog) – from digital prepress and plate processing to letterpress printing. Demonstrations include digital imaging requirements and font-editing, processing with the plate making machine, and presswork on the Vandercook flatbed cylinder press. Also covers related investigative and exploratory printing and typographic techniques. Previous experience with image-editing and page-layout software is required. Prior letterpress experience suggested.

**Prerequisite:** XGRD5105 Introduction to Letterpress or equivalent experience

**First class materials:** \$35 materials fee payable to instructor at 1st class mtg.

*May 30 – August 8 (no mtg. 7/4)*

*Sat 11:00am–2:00pm / 10 sessions / 10 students*

**Reg# 25195:** \$395 Non-credit

**Reg# 25196:** \$430 Certificate Credit

**Reg# 25197:** \$1250 College Credit (1.0)

*(\$35 lab fee payable upon registration)*

*Instructor: Leslie Ross-Robertson*

*XGRD5105*

# Illustration

All courses take place at Otis College of Art and Design's Elaine & Bram Goldsmith Campus, unless otherwise noted.

## Digital Drawing & Illustration I: Adobe Illustrator

Students are introduced to illustration and drawing on the Macintosh using Adobe Illustrator. Instruction focuses on the basic functions of the program including the use of the tool palette, menus, layers, color palette, and tracing tools for use in the design of logos, packaging, publications, signage, and illustrations. Course offers real-world solutions for professionals and artists. This hands-on course is taught in the Otis computer lab, and includes additional lab time on a sign-up basis at no additional cost.

**Prerequisite:** XDMA9011 Introduction to Computer Graphics, XDWG1001 Drawing & Composition

**First class materials:** USB Flash Drive

*June 2 – July 28*

*Tues 7:00–10:20pm / 9 sessions / 16 students*

**Reg# 25116:** \$675 Non-credit

**Reg# 25117:** \$710 Certificate Credit

**Reg# 25118:** \$1550 College Credit (1.0)

*Instructor: Moshé L. Godwin*

*XDMA9121*

## Early Bird Discount

Otis Continuing Education offers a \$50 discount on most courses, for students enrolling on or before the Open House on May 17, 2015. For more information, see page 100.

## Open House

CONTINUING EDUCATION

Sunday, May 17, 2015 1pm-3pm

Goldsmith Campus in Westchester  
9045 Lincoln Boulevard, 2nd floor

For reservations and further information,  
please call 310-665-6850.

## Character Design for Animation and Cartooning

In this course, students learn to create believable and interesting characters for cartoons and animation. Course covers staging, silhouette, posture, structure, costume, color, and shapes, enabling students to create original entertaining characters by imbuing them with human traits. Explores the art of popular cartoonists, animation characters, and design types. Also includes where to apply your skills including internet, advertising, animation, video games, and illustration markets.

**Prerequisite:** None

**First class materials:** *Cartoon Animation* by Preston Blair, any paper size, pencils (any kind), tracing paper, a cheap mirror

*June 2 – August 4*

*Tues 7:00–10:00pm / 10 sessions / 16 students*

**Reg# 25198:** \$395 Non-credit

**Reg# 25199:** \$430 Certificate Credit

**Reg# 25200:** \$1250 College Credit (1.0)

*Instructor: Lenord Robinson*

*XILU6300*



## Illustrating Children's Books

In this course students explore the steps involved in illustrating a children's book. Through hands-on assignments, lectures, and critiques, students examine aesthetic and technical aspects including text analysis, concept development, character studies, and story boarding. Students create illustrations that harmonize with the text, produce a rough dummy, and create three pieces of full color, resolved illustrations. Also covers how to submit artwork and/or book proposals to art directors and editors, how to market your work and what you can expect in a publishing contract. Suitable for beginning to advanced artistic skills.

**Prerequisite:** None

**First class materials:** Note-taking materials. Also, please bring any rough sketches you would like to discuss, as well as a children's book, which has caught your fancy!

*June 1 – August 3*

*Mon 7:00–10:00pm / 10 sessions / 16 students*

**Reg# 25201:** \$395 Non-credit

**Reg# 25202:** \$430 Certificate Credit

**Reg# 25203:** \$1250 College Credit (1.0)

*Instructor: Deborah Nourse Lattimore*

*XILU6009*

**NEW!**

## Visual Storytelling through Comics

Visual storytelling is a key component of comics, movies, TV, animation, and even graphic design. If you read or see images in sequence, concepts of visual storytelling apply. In this course, students use the medium of comics to learn skills to help them make a better graphic novel, film, cartoon, web page, or poster. What are the implications of the reader controlling how fast you digest a comic as opposed to the filmmaker who controls how fast you get information in a movie? How do the design of the page and the arrangement of the panels affect the read of the story? Course also covers creating good compositions and how the different elements create meaning. Focus is on creating comic strips, short illustrated books, and comics pages.

**Prerequisite:** None

**First class materials:** Note-taking materials; required books: *Comics and Sequential Art* by Will Eisner and one graphic novel to be-decided. Anticipated cost is around \$25.

*June 4 – August 6*

*Thur 7:00–10:00pm / 10 sessions / 16 students*

**Reg# 25442:** \$395 Non-credit

**Reg# 25443:** \$430 Certificate Credit

**Reg# 25444:** \$1250 College Credit (1.0)

*Instructor: Jim Higgins*

*XILU6008*

# Interior & Home Design

**INTERIOR DESIGN CERTIFICATE PROGRAM** is a sequence of 18 courses intended for individuals beginning a new career, augmenting an existing career, or seeking to enhance their existing art or design skills. The program is geared for the adult learner and is designed to meet professional industry standards. Study begins with the development of an understanding of foundational design theory and leads to a translation of that knowledge into practical interior design requirements. Courses provide intensive, practical training leading to the development of a professional portfolio. The program is intended to prepare students for an entry-level position as an interior designer or decorator (SOC 27-1025\*). Students may select full-unit courses from the Lighting Design Certificate program to receive elective credit.

## THE 18 COURSE SEQUENCE

### Foundation Courses [4]:

- XDWG1001** Drawing and Composition
- XGRD1101** Color Theory & Design
- XGRD5012** Fundamentals of 2-Dimensional Design
- XINT3000** Fundamentals of 3-Dimensional Design

### Core Courses [12]:

- XINT7010** Introduction to Interior Design
- XINT7200** Drafting I
- XINT7300** Design Studio I
- XINT7016** Perspective Drawing
- XINT7017** Surface Materials & Presentation Techniques
- XINT7205** AutoCAD for Interior Design
- XINT7201** Drafting II
- XINT7301** Design Studio II
- XINT7012** History of Interior Design and Furniture
- XINT7040** Space Planning
- XINT7060** Interior Lighting Design
- XINT7302** Design Studio III

### Electives [2]:

Choose from listed electives.

## ESTIMATED TOTAL PROGRAM COST

The estimated program costs listed below are based on students completing two courses per term (four terms) over a two-year period.

Certificate Application:	\$175
Tuition:	\$8,020
Fees:	\$351
Supplies & Books:	\$2,200
<b>Total:</b>	<b>\$10,746</b>

**Note:** Certificate program courses are open to all students. Students, interested in taking certificate program courses for professional growth or personal development, are welcome to attend.

For further information, or to speak with a counselor, please call 310-665-6850.

**All courses take place at Otis College of Art and Design's Elaine & Bram Goldsmith Campus, unless otherwise noted.**

## FOUNDATION COURSES:

### Drawing & Composition

This beginning course develops skills in the elements of drawing and composition. Through demonstration, class exercises, and critiques, students explore concepts including contour line, cross contour, modeling, uses of marks to show form and space, perspective, scale and measurement, and positive/negative space.

**Prerequisite:** None

**First class materials for Adams:** One box of Staedler Mars graphite pencils 6H or 8B; one roll of drafting tape or artists tape (low tack tape), 1/2" thick; one Staedler Mars white plastic eraser; one pencil sharpener; one Masonite drawing board with two clips and pink rubber band (large enough to hold an 18" x 24" sketch pad; one 18" x 24" Strathmore recycled drawing tablet (dark green cover) or Strathmore drawing tablet (brown cover)

**First class materials for Jones:** Drawing board; 18" x 24" sketchpad (Strathmore, Canson, Aqua-bee); 11" x 14" sketchbook; Charcoal pencils: hard (HB or B), medium (2B or 4B), soft (6B or 8B); Pastel pencils: Faber-Castell "PITT" or Stabilo "CarbOthello" pencils, NO Conte' pastel pencils; Pastel colors: dark sephia in PITT and one or two other dark earth-tones, blues, reds; Colored pencils: Faber-Castell "Polychromos" and Berol "Prismacolor" Colors: two or three in dark colors (black, reds, blues, etc.; Do not get watercolor versions of these pencils) Kneaded rubber eraser; Eraser shield; Razor blades; Small piece #100 sandpaper (3" x 4 "); Chamois; 18" x 2" "See-Thru Ruler" (plastic)

#### At Otis' New Mid-Wilshire Studio

*May 31 – August 9 (no mtg. 7/5)*

*Sun 2:00–5:00pm / 10 sessions / 20 students*

*Location: 6124 Wilshire Blvd., Los Angeles 90048*

**Reg# 25261:** \$395 Non-credit

**Reg# 25262:** \$430 Certificate Credit

**Reg# 25263:** \$1250 College Credit (1.0)

*Instructor: Lisa Adams*

*XDWG1001*

#### Elaine and Bram Goldsmith Campus

*May 31 – August 9 (no mtg. 7/5)*

*Sun 9:30am–12:30pm / 10 sessions / 20 students*

**Reg# 25267:** \$395 Non-credit

**Reg# 25268:** \$430 Certificate Credit

**Reg# 25269:** \$1250 College Credit (1.0)

*Instructor: Lisa Adams*

*XDWG1001*

*June 2 – August 4*

*Tues 7:00–10:00pm / 10 sessions / 20 students*

**Reg# 25264:** \$395 Non-credit

**Reg# 25265:** \$430 Certificate Credit

**Reg# 25266:** \$1250 College Credit (1.0)

*Instructor: Ken Jones*

*XDWG1001*

### Color Theory & Design

An essential course for anyone pursuing or currently working in any art or design field who must communicate effectively with color. Confidence and skill are developed through weekly color-mixing exercises and homework projects using gouache. Through lecture, demonstration, critique, and practical experience, students investigate color theory, historical color comparison, color in nature, and analyze masterpiece color. Lectures include the phenomena of color and light and the use of color as a marketing tool.

**Prerequisite:** None (may be taken concurrently with XGRD5012 Fundamentals of 2-Dimensional Design)

**First class materials for Blake:** Notebook, 2" x 18" clear plastic grid ruler, 19" x 23" layout bond, 2H pencil, eraser, illustration board (15" x 20" Crescent cold press medium weight), 2 tapes: 1/2" low-tack drafting or graphics tape, 3/4 high-tack masking tape, one large size tube of permanent white gouache (Windsor Newton,) #6 Windsor Newton Sceptre gold round brush, 2 plastic water containers, large palette, compass (opens to 5" radius,) eyedropper

**First class materials for Case:** Note-taking materials

*May 30 – August 8 (no mtg. 7/4)*

*Sat 1:30–4:30pm / 10 sessions / 16 students*

**Reg# 25172:** \$395 Non-credit

**Reg# 25173:** \$430 Certificate Credit

**Reg# 25174:** \$1250 College Credit (1.0)

*Instructor: Caroline Blake*

*XGRD1101*

*June 1 – August 3*

*Mon 7:00–10:00pm / 10 sessions / 16 students*

**Reg# 25175:** \$395 Non-credit

**Reg# 25176:** \$430 Certificate Credit

**Reg# 25177:** \$1250 College Credit (1.0)

*Instructor: Cole Case*

*XGRD1101*

## Fundamentals of 2-Dimensional Design

This foundation-level course introduces design for the beginner through the application and understanding of 2-dimensional elements and principles. Course offers preparation for beginners and professionals in several design areas. Weekly achromatic (non-color) projects deal with fundamentals of line, space, directional movement, balance, value, texture, pattern, and monochromes. Confidence in hand skills is developed and a final project in the student's area of interest is required. Students gain exposure to a range of current and historical design forms. Class includes studio time, slide lectures, and critique.

**Prerequisite:** None (may be taken concurrently with XGRD1101 Color Theory & Design)

**First class materials for Blake:** 8 1/2" x 11" paper, 2H pencil, 2" x 18" clear plastic grid ruler, black chisel-point marker, micro fine-line black pen, pencil sharpener, eraser, Pentel brand fine-point white correction pen, 3M correction tape (1/4" or smaller)

**First class materials for Osherow:** Sketchbook, pencil, ruler, medium and broad point black felt markers

*May 30 – August 8 (no mtg. 7/4)*

*Sat 10:00am–1:00pm / 10 sessions / 16 students*

**Reg# 25178:** \$395 Non-credit

**Reg# 25179:** \$430 Certificate Credit

**Reg# 25180:** \$1250 College Credit (1.0)

*Instructor: Caroline Blake*

*XGRD5012*

*June 4 – August 13 (no mtg. 6/18)*

*Thur 7:00–10:00pm / 10 sessions / 16 students*

**Reg# 25181:** \$395 Non-credit

**Reg# 25182:** \$430 Certificate Credit

**Reg# 25183:** \$1250 College Credit (1.0)

*Instructor: Randy Osherow*

*XGRD5012*

## Open House

### CONTINUING EDUCATION

Sunday, May 17, 2015 1pm–3pm

Goldsmith Campus in Westchester  
9045 Lincoln Boulevard, 2nd floor

For reservations and further information,  
please call 310-665-6850.

## Fundamentals of 3-Dimensional Design

An introduction to elements and principles of three-dimensional form and space. Course provides the essential foundation for all three-dimensional design and fine arts areas including interior design, furniture, toy, jewelry, and sculpture. Explores elements of shape, form, line, space, texture, and value as they relate to specific visual functions. Students learn to effectively utilize space, mass, light, and shadow, while using a variety of additive and subtractive construction materials and techniques. Includes hands-on assignments; students create final project in own area of interest. Covers safe and practical use of power and hand tools.

**Prerequisite:** None

**First class materials:** TBD

*June 2 – August 4*

*Tues 7:00–10:00pm / 10 sessions / 16 students*

**Reg# 25216:** \$395 Non-credit

**Reg# 25217:** \$430 Certificate Credit

**Reg# 25218:** \$1250 College Credit (1.0)

*Instructor: Andrew Armstrong*

*XINT7001*



## CORE COURSES:

---

### Introduction to Interior Design

A comprehensive introduction to the field of interior design. Students learn the essential principles to create aesthetically pleasing and functional interiors for residential or commercial spaces. Topics include fundamental design principles, basic color theory, appropriate use of materials, fabric and furniture selection, space planning, and historical periods that continue to influence the field of interior design today. Course focuses on the elements of design, exploring the overall concepts that go into creating a design.

**Prerequisite:** None

**First class materials:** TBD

*June 2 – August 4*

*Tues 7:00–10:00pm / 10 sessions / 16 students*

**Reg# 25204:** \$395 Non-credit

**Reg# 25205:** \$430 Certificate Credit

**Reg# 25206:** \$1250 College Credit (1.0)

*Instructor: Ty Wynn*

*XINT7010*

### Perspective Drawing

Developed during the Renaissance, perspective was as innovative then as the Internet is today. Perspective enabled artists to create the illusion of depth, volume, and three-dimensional space on a two-dimensional picture plane. Interior design is concerned with the creation of living, working, and hospitality environments. The spaces themselves, as well as their contents, needs to be rendered both two and three-dimensionally. This is accomplished through using grids, floor plans, and one-point and two-point perspective drawings. Floor plans help to illustrate a design concept. One-point and two-point perspective grids help bring the designer's vision into reality. In this hands-on course, students gather reference photos of furniture, accessories, and plants to fill their rooms, and render them in felt-tip markers. Students work in class every session – bring supplies to all class meetings.

**Prerequisite:** Drawing & Composition

**First class materials:** 36" metal T-square, 30/60 14" plastic triangle, H, HB, and 2B drawing pencils (two each), drafting dots or masking tape, tracing paper roll (18" wide), 18" x 24" marker pad (Graphics 360), 10, 30, 50, 70, 90, & black felt-tip markers (cool gray), black Tombo brush tip pen, kneaded eraser, hard eraser

*May 30 – August 8 (no mtg. 7/4)*

*Sat 9:30am–12:30pm / 10 sessions / 16 students*

**Reg# 25222:** \$395 Non-credit

**Reg# 25223:** \$430 Certificate Credit

**Reg# 25224:** \$1250 College Credit (1.0)

*Instructor: Robert Roach*

*XINT7016*

### Drafting I

An introduction to the drafting methods and techniques used to create floor plans and elevation views for interior design. In this course students learn to use the basic tools and procedures of drafting to develop effective interior design plans. Course covers tools and applications; practical use of architectural measurement and scale; use of dimensioning methods; and the development of legends. Explores how to incorporate design ideas into a practical plan format to fully realize the interior concept. Students design a unique 800 square foot Minimalist micro mountain retreat, as a vehicle to learn critical drafting methods and techniques. Emphasis is on developing design concepts.

**Prerequisite:** None

**First class materials:** One each of the following – 14" 30-60 STD triangle, 8" 45 Degree STD triangle, 12" triangle (Arch Hand Scale), H Mars-Lumograph pencil, 2H Mars-Luograph pencil, Sanford Tuff Stuff eraser, Sanford Tuff Stuff Eraser Refill (2-Pak), erasing shield, Ames Lettering Guide, Pocket Pal Template, 8 sheets of 24" x 36", 16lb. plain clearprt Vellum, 1 roll of Drafting Dots

*June 4 – August 6*

*Thur 7:00–10:00pm / 10 sessions / 16 students*

**Reg# 25207:** \$395 Non-credit

**Reg# 25208:** \$430 Certificate Credit

**Reg# 25209:** \$1250 College Credit (1.0)

*Instructor: Scott Zaragoza*

*XINT7200*

## Drafting II

Students continue exploring the drafting methods and techniques learned in Drafting I, to create floor plans and elevation views for commercial interior design. In this course students further develop their drafting skills in order to create effective interior design plans. Explores how to incorporate design ideas into a practical plan format to fully realize the interior concept. Emphasis is on developing design concepts for commercial applications including office, restaurant, and retail spaces.

**Prerequisite:** XINT7200 Drafting I

**First class materials:** One each of the following – 14" 30-60 STD triangle, 8" 45 Degree STD triangle, 12" triangle (Arch Hand Scale), H Mars-Lumograph pencil, 2H Mars-Luograph pencil, Sanford Tuff Stuff eraser, Sanford Tuff Stuff Eraser Refill (2-Pak), erasing shield, Ames Lettering Guide, Pocket Pal Template, 8 sheets of 24" x 36", 16lb. plain clearprt Vellum, 1 roll of Drafting Dots

*June 4 – August 6*

*Thur 7:00–10:00pm / 10 sessions / 16 students*

**Reg# 25210:** \$395 Non-credit

**Reg# 25211:** \$430 Certificate Credit

**Reg# 25212:** \$1250 College Credit (1.0)

*Instructor: Scott Zaragoza*

*XINT7201*

## AutoCAD for Interior Design

A course focusing on the basic skills of computer aided drafting for interior design. Students develop an understanding of CAD programs, as used in design offices for the production of floor plans, sections, and details.

**Prerequisite:** Drafting I or equivalent knowledge

**First class materials:** TBD

*June 2 – July 28*

*Tues 7:00–10:20pm / 9 sessions / 16 students*

**Reg# 25213:** \$675 Non-credit

**Reg# 25214:** \$710 Certificate Credit

**Reg# 25215:** \$1550 College Credit (1.0)

*Instructor: Staff*

*XINT7205*

## Early Bird Discount

Otis Continuing Education offers a \$50 discount on most courses, for students enrolling on or before the Open House on May 17, 2015.

For more information, see page 100.

## Design Studio I

In this practical course, students work with architectural floor plans to create room designs, space plans, and color palettes. Students learn how to render furniture, accessories, and surface treatments, complete with shadows and light sources. Using one and two-point perspective students design rooms, allowing one to visualize the final space, as you would present it to a client. Also covers treatment with actual materials such as fabrics, tile, wood, brick, and granite.

**Prerequisite:** XINT7016 Perspective Drawing Techniques

**First class materials:** One black medium-tip Sharpie pen; warm gray markers in 2, 5, and 7 color strengths; one roll of 24" wide sketch tissue paper; sketch book

*June 3 – August 5*

*Wed 7:00–10:00pm / 10 sessions / 16 students*

**Reg# 25225:** \$395 Non-credit

**Reg# 25226:** \$430 Certificate Credit

**Reg# 25227:** \$1250 College Credit (1.0)

*Instructor: Ty Wynn*

*XINT7300*

Visit our web site:

[www.otis.edu](http://www.otis.edu)

## Design Studio II

In this continuation of Design Studio I, students work with architectural floor plans to create room designs, space plans, and color palettes. Students further develop their skills as they render furniture, accessories, and surface treatments, complete with shadows and light sources. Students design rooms allowing one to visualize the final space, as would be presented to a client.

**Prerequisite:** XINT7300 Design Studio I

**First class materials:** One black medium-tip Sharpie pen; warm gray markers in 2, 5, and 7 color strengths; one roll of 24" wide sketch tissue paper; sketch book

*June 3 – August 5*

*Wed 7:00–10:00pm / 10 sessions / 16 students*

**Reg# 25228:** \$395 Non-credit

**Reg# 25229:** \$430 Certificate Credit

**Reg# 25230:** \$1250 College Credit (1.0)

*Instructor: Ty Wynn*

*XINT7301*

## Space Planning

Course covers the utilization of space, from rooms to buildings, as well as general zoning requirements.

**Prerequisite:** Introduction to Interior Design; Fundamentals of 2D Design

**First class materials:** TBD

*June 1 – August 3*

*Mon 7:00–10:00pm / 10 sessions / 16 students*

**Reg# 25219:** \$395 Non-credit

**Reg# 25220:** \$430 Certificate Credit

**Reg# 25221:** \$1250 College Credit (1.0)

*Instructor: Ty Wynn*

*XINT7040*

## Design Studio III

Course covers the planning, preparation, and presentation of portfolio projects. Class culminates with a formal design presentation and critique.

**Prerequisite:** XINT7301 Design Studio II

**First class materials:** TBD

*June 3 – August 5*

*Wed 7:00–10:00pm / 10 sessions / 16 students*

**Reg# 25231:** \$395 Non-credit

**Reg# 25232:** \$430 Certificate Credit

**Reg# 25233:** \$1250 College Credit (1.0)

*Instructor: Ty Wynn*

*XINT7302*

## ELECTIVES:

**NEW!**

### Designing an Edible Landscape\*

What makes a great garden? Healthy veggies. Enthusiastic gardeners. Abundant bees and earthworms. Whether you're interested in creating a home or school garden, learn what to consider as you plan an enticing and attractive organic vegetable garden. Here in Southern California, we can grow food year-round, and the upcoming "cool season" often brings some of the best harvests of the year! Discover how to select appropriate plants and build fertile organic soil so that your garden thrives. Workshop covers how to organize people resources – young family members, a rich assortment of students, and/or volunteers and stakeholders that makes a public garden possible. Experience a broad-spectrum introduction to landscape design, vegetable plants, fruit trees, food forests, garden sharing arrangements, soil building, composting, vermiculture, rainwater harvesting, container gardening, and many elements of sustainable design.

**Prerequisite:** None

**First class materials:** \$10 materials fee payable to the instructor (Participants will receive Joanne's booklet *The Secrets of Soil Building*)

*May 30*

*Sat 9:30am–4:30pm / 1 session / 16 students*

**Reg# 25436:** \$99\*\*\* .5 CEU

*Instructor: Joanne Poyourow*

*XAED1009*

# Lighting Design

**LIGHTING DESIGN CERTIFICATE PROGRAM** provides intensive study in lighting design for individuals who are beginning a new career, making a career change, or seeking to enhance their existing art or design skills in a related field. The program combines the theoretical study of lighting conditions and effects with the acquisition of technical skills about the design of lighting systems in both indoor and outdoor spaces. The program intends to prepare students to enter and become a lighting designer (SOC 27-1025\*) or to augment their current design practices and experience.

## THE COURSE SEQUENCE

### Prerequisite Courses [3]:

Students must complete the following three courses prior to beginning the core courses, or *have equivalent* knowledge.

- XINT7200** Drafting I
- XINT7201** Drafting II
- XINT7205** AutoCAD for Interior Design

### Core Courses [5]:

- XALI362** Lighting Fundamentals
- XALI336** Light, Health, and Global Responsibility
- XALI471** Advanced Lighting Design
- XALI472** Luminaire and Control Technologies
- XALI474** Lighting Internship

## ESTIMATED PROGRAM COST

The estimated program costs listed below are based on students completing two courses per term (four terms) over a two-year period.

Certificate Application:	\$175
Tuition:	\$5,410 (\$3,840 without Prerequisites)
Fees:	\$156
Supplies & Books:	\$1,000
<b>Total:</b>	<b>\$6,741</b> (\$5,171 without Prerequisites)

**Note:** Certificate program courses are open to all students. Students, interested in taking certificate program courses for professional growth or personal development, are welcome to attend.

For further information, or to speak with a counselor, please call 310-665-6850.

**All courses take place at Otis College of Art and Design's Elaine & Bram Goldsmith Campus, unless otherwise noted.**

## PREREQUISITE COURSES:

### Drafting I

An introduction to the drafting methods and techniques used to create floor plans and elevation views for interior design. In this course students learn to use the basic tools and procedures of drafting to develop effective interior design plans. Course covers tools and applications; practical use of architectural measurement and scale; use of dimensioning methods; and the development of legends. Explores how to incorporate design ideas into a practical plan format to fully realize the interior concept. Students design a unique 800 square foot Minimalist micro mountain retreat, as a vehicle to learn critical drafting methods and techniques. Emphasis is on developing design concepts.

**Prerequisite:** None

**First class materials:** One each of the following – 14" 30-60 STD triangle, 8" 45 Degree STD triangle, 12" triangle (Arch Hand Scale), H Mars-Lumograph pencil, 2H Mars-Luograph pencil, Sanford Tuff Stuff eraser, Sanford Tuff Stuff Eraser Refill (2-Pak), erasing shield, Ames Lettering Guide, Pocket Pal Template, 8 sheets of 24" x 36", 16lb. plain clearprt Vellum, 1 roll of Drafting Dots

# Open House

## CONTINUING EDUCATION

Sunday, May 17, 2015 1pm-3pm

Goldsmith Campus in Westchester  
9045 Lincoln Boulevard, 2nd floor

For reservations and further information,  
please call 310-665-6850.

*June 4 – August 6*

*Thur 7:00–10:00pm / 10 sessions / 16 students*

**Reg# 25207:** \$395 Non-credit

**Reg# 25208:** \$430 Certificate Credit

**Reg# 25209:** \$1250 College Credit (1.0)

*Instructor: Scott Zaragoza*

*XINT7200*

## Drafting II

Students continue exploring the drafting methods and techniques learned in Drafting I, to create floor plans and elevation views for commercial interior design. In this course students further develop their drafting skills in order to create effective interior design plans. Explores how to incorporate design ideas into a practical plan format to fully realize the interior concept. Emphasis is on developing design concepts for commercial applications including office, restaurant, and retail spaces.

**Prerequisite:** XINT7200 Drafting I

**First class materials:** One each of the following – 14" 30-60 STD triangle, 8" 45 Degree STD triangle, 12" triangle (Arch Hand Scale), H Mars-Lumograph pencil, 2H Mars-Luograph pencil, Sanford Tuff Stuff eraser, Sanford Tuff Stuff Eraser Refill (2-Pak), erasing shield, Ames Lettering Guide, Pocket Pal Template, 8 sheets of 24" x 36", 16lb. plain clearprt Vellum, 1 roll of Drafting Dots

*June 4 – August 6*

*Thur 7:00–10:00pm / 10 sessions / 16 students*

**Reg# 25210:** \$395 Non-credit

**Reg# 25211:** \$430 Certificate Credit

**Reg# 25212:** \$1250 College Credit (1.0)

*Instructor: Scott Zaragoza*

*XINT7201*

## Lighting Internship

Students work under close supervision of the existing staff of a professional lighting design firm (Employer). Work includes the introduction to, observation and/or practice of professional activities, excluding clerical, as supervised and documented by the Employer, and that comply with US WHD Fact Sheet #71: Internship Programs Under the Fair Labor Standards Act, Test for Unpaid Interns. The duration of work must equal and may not exceed 90 hours. This course may be repeated for credit.

**Prerequisite:** ARLI471 / XALI471 Advanced Lighting Design, and confirmed internship appointment as arranged and/or approved by A/L/I Chair.

**First class materials:** TBD

*Dates to be arranged*

*To be arranged / 6 sessions / limited enrollment*

**Reg# 25238:** \$640 Certificate Credit

**Reg# 25239:** \$2500 College Credit (2.0)

*(NOTE: this course qualifies for two electives for the Interior Design Certificate Program;*

*Instructor: Linda Pollari*

*XALI467*

## Early Bird Discount

Otis Continuing Education offers a \$50 discount on most courses, for students enrolling on or before the Open House on May 17, 2015.

For more information, see page 100.

# Product Design

**PRODUCT DESIGN CERTIFICATE PROGRAM** is a sequence of 18 courses intended for individuals beginning a new career, augmenting an existing career, or seeking to enhance their existing art or design skills. The program is geared for the adult learner and is designed to meet professional industry standards. Study begins with the development of an understanding of foundational design theory and leads to a translation of that knowledge into practical product design requirements. Courses provide intensive, practical training leading to the development of a professional portfolio. The program is intended to prepare students for an entry-level position as a product designer (SOC 27-1021\*).

## THE 17 COURSE SEQUENCE

### Foundation Courses [4]:

Students must complete the following four courses prior to beginning the core courses, or have equivalent knowledge.

- > Drawing and Composition
- > Introduction to Product Design
- > Fundamentals of 2-Dimensional Design
- > Introduction to Digital Design

### Core Courses [13]:

- > Perspective Drawing
- > Product Design Studio I: Small Hardgoods
- > Fundamentals of 3-Dimensional Design
- > Introduction to 3D Digital Modeling
- > Visual Communication I
- > Product Design Studio II: Large Hardgoods
- > Intermediate 3D Digital Modeling
- > Sculpting and Quick Mock Up Construction Techniques I
- > Visual Communications II
- > Product Design Studio III: Softgoods
- > Advanced 3D Digital Modeling
- > Model Making: Advanced Materials and Construction Techniques II
- > Professional Practices: Design Your Future

### Electives [1]:

Choose from listed electives.

## ESTIMATED TOTAL PROGRAM COST

The estimated program costs listed below are based on students completing two courses per term (four terms) over a two-year period.

Certificate Application:	\$175
Tuition:	\$9,140
Fees:	\$351
Supplies & Books:	\$2,600
<b>Total:</b>	<b>\$12,266</b>

**Note:** Certificate program courses are open to all students. Students, interested in taking certificate program courses for professional growth or personal development, are welcome to attend.

For further information, or to speak with a counselor, please call 310-665-6850.

**All courses take place at Otis College of Art and Design's Elaine & Bram Goldsmith Campus, unless otherwise noted.**

## Drawing & Composition

This beginning course develops skills in the elements of drawing and composition. Through demonstration, class exercises, and critiques, students explore concepts including contour line, cross contour, modeling, uses of marks to show form and space, perspective, scale and measurement, and positive/negative space.

**Prerequisite:** None

**First class materials for Adams:** One box of Staedler Mars graphite pencils 6H or 8B; one roll of drafting tape or artists tape (low tack tape), 1/2" thick; one Staedler Mars white plastic eraser; one pencil sharpener; one Masonite drawing board with two clips and pink rubber band (large enough to hold an 18" x 24" sketch pad; one 18" x 24" Strathmore recycled drawing tablet (dark green cover) or Strathmore drawing tablet (brown cover)

**First class materials for Jones:** Drawing board; 18" x 24" sketchpad (Strathmore, Canson, Aquabee); 11" x 14" sketchbook; Charcoal pencils: hard (HB or B), medium (2B or 4B), soft (6B or 8B); Pastel pencils: Faber-Castell "PITT" or Stabilo "CarbOthello" pencils, NO Conte' pastel pencils; Pastel colors: dark sephia in PITT and one or two other dark earth-tones, blues, reds; Colored pencils: Faber-Castell "Polychromos" and Berol "Prismacolor" Colors: two or three in dark colors (black, reds, blues, etc.; Do not get watercolor versions of these pencils) Kneaded rubber eraser; Eraser shield; Razor blades; Small piece #100 sandpaper (3" x 4 "); Chamois; 18" x 2" "See-Thru Ruler" (plastic)

### At Otis' New Mid-Wilshire Studio

*May 31 – August 9 (no mtg. 7/5)*

*Sun 2:00–5:00pm / 10 sessions / 20 students*

*Location: 6124 Wilshire Blvd., Los Angeles 90048*

**Reg# 25261:** \$395 Non-credit

**Reg# 25262:** \$430 Certificate Credit

**Reg# 25263:** \$1250 College Credit (1.0)

*Instructor: Lisa Adams*

*XDWG1001*

### Elaine and Bram Goldsmith Campus

*May 31 – August 9 (no mtg. 7/5)*

*Sun 9:30am–12:30pm / 10 sessions / 20 students*

**Reg# 25267:** \$395 Non-credit

**Reg# 25268:** \$430 Certificate Credit

**Reg# 25269:** \$1250 College Credit (1.0)

*Instructor: Lisa Adams*

*XDWG1001*

*June 2 – August 4*

*Tues 7:00–10:00pm / 10 sessions / 20 students*

**Reg# 25264:** \$395 Non-credit

**Reg# 25265:** \$430 Certificate Credit

**Reg# 25266:** \$1250 College Credit (1.0)

*Instructor: Ken Jones*

*XDWG1001*

## Introduction to Product Design

A course designed to build an understanding of the product design process used by professional designers around the world. Course explores major steps including research and analysis, concept generation, design development, engineering principles, material fundamentals, mechanical layout, ergonomic principles, 2D design sketching and rendering, 3D model making, and presentation techniques. In this course students design an original product, from initial concept to final design. Students are guided through the design process via weekly assignments and project reviews with emphasis on developing innovative and compelling design solutions. Students develop their skills in the areas of thinking and communication, problem solving, design language, design aesthetics, and the principles of sustainable design. Also covers drawing techniques, perspective, composition, and professional communication techniques.

**Prerequisite:** None

**First class materials:** TBD

*June 3 – August 5*

*Wed 7:00–10:00pm / 10 sessions / 15 students*

**Reg# 25240:** \$395 Non-credit

**Reg# 25241:** \$430 Certificate Credit

**Reg# 25242:** \$1250 College Credit (1.0)

*Instructor: Michael Kollins*

*XPRD 7501*



## Early Bird Discount

Otis Continuing Education offers a \$50 discount on most courses, for students enrolling on or before the Open House on May 17, 2015.

For more information, see page 100.

## Fundamentals of 2-Dimensional Design

This foundation-level course introduces design for the beginner through the application and understanding of 2-dimensional elements and principles. Course offers preparation for beginners and professionals in several design areas. Weekly achromatic (non-color) projects deal with fundamentals of line, space, directional movement, balance, value, texture, pattern, and monochromes. Confidence in hand skills is developed and a final project in the student's area of interest is required. Students gain exposure to a range of current and historical design forms. Class includes studio time, slide lectures, and critique.

**Prerequisite:** None (may be taken concurrently with XGRD1101 Color Theory & Design)

**First class materials for Blake:** 8 1/2" x 11" paper, 2H pencil, 2" x 18" clear plastic grid ruler, black chisel-point marker, micro fine-line black pen, pencil sharpener, eraser, Pentel brand fine-point white correction pen, 3M correction tape (1/4" or smaller)

**First class materials for Osherow:** Sketchbook, pencil, ruler, medium and broad point black felt markers

*May 30 – August 8 (no mtg. 7/4)*

*Sat 10:00am–1:00pm / 10 sessions / 16 students*

**Reg# 25178:** \$395 Non-credit

**Reg# 25179:** \$430 Certificate Credit

**Reg# 25180:** \$1250 College Credit (1.0)

*Instructor: Caroline Blake*

XGRD5012

*June 4 – August 13 (no mtg. 6/18)*

*Thur 7:00–10:00pm / 10 sessions / 16 students*

**Reg# 25181:** \$395 Non-credit

**Reg# 25182:** \$430 Certificate Credit

**Reg# 25183:** \$1250 College Credit (1.0)

*Instructor: Randy Osherow*

XGRD5012

## Introduction to Digital Design

Learn the basics of computer operation for graphics applications. Instruction focuses on the Mac platform and introduces students to hierarchical structure, graphic interface, and various applications. Students are exposed to a wide array of digital graphics software applications including: Adobe Illustrator, Adobe Photoshop, QuarkXpress, Adobe InDesign, Adobe Flash, and Adobe Dreamweaver. (*Please note: software varies depending on course emphasis.*) This hands-on course is taught in the Otis computer lab, and includes additional lab time on a sign-up basis at no additional cost.

**Prerequisite:** XCMP9200 Basic Computer Operations or equivalent knowledge

**First class materials for Godwin:** USB Flash Drive; Please test functionality of disk before use.

**First class materials for Marinaccio:** USB Flash Drive; note-taking materials

### (Emphasis: Web Design/Multimedia)

*May 30 – August 1 (no mtg. 7/4)*

*Sat 1:00–4:20pm / 9 sessions / 16 students*

**Reg# 25110:** \$675 Non-credit

**Reg# 25111:** \$710 Certificate Credit

**Reg# 25112:** \$1550 College Credit (1.0)

*Instructor: Moshé L. Godwin*

XDMA9011

### (Emphasis: Graphic Design/Print)

*June 1 – July 27*

*Mon 7:00–10:20pm / 9 sessions / 16 students*

**Reg# 25113:** \$675 Non-credit

**Reg# 25114:** \$710 Certificate Credit

**Reg# 25115:** \$1550 College Credit (1.0)

*Instructor: Kathleen Marinaccio*

XDMA9011

## Perspective Drawing

Developed during the Renaissance, perspective was as innovative then as the Internet is today. Perspective enabled artists to create the illusion of depth, volume, and three-dimensional space on a two-dimensional picture plane. Interior design is concerned with the creation of living, working, and hospitality environments. The spaces themselves, as well as their contents, needs to be rendered both two and three-dimensionally. This is accomplished through using grids, floor plans, and one-point and two-point perspective drawings. Floor plans help to illustrate a design concept. One-point and two-point perspective grids help bring the designer's vision into reality. In this hands-on course, students gather reference photos of furniture, accessories, and plants to fill their rooms, and render them in felt-tip markers. Students work in class every session – bring supplies to all class meetings.

**Prerequisite:** XDWG1001 Drawing & Composition

**First class materials:** 36" metal T-square, 30/60 14" plastic triangle, H, HB, and 2B drawing pencils (two each), drafting dots or masking tape, tracing paper roll (18" wide), 18" x 24" marker pad (Graphics 360), 10, 30, 50, 70, 90, & black felt-tip markers (cool gray), black Tombo brush tip pen, kneaded eraser, hard eraser

*May 30 – August 8 (no mtg. 7/4)*

*Sat 9:30am–12:30pm / 10 sessions / 16 students*

**Reg# 25222:** \$395 Non-credit

**Reg# 25223:** \$430 Certificate Credit

**Reg# 25224:** \$1250 College Credit (1.0)

*Instructor: Robert Roach*

*XINT7016*

## Product Design Studio I: Small Hard-goods

A course that focuses on understanding the design of small objects made from wood/metal/plastic or other hard materials. Utilizing the product design process, students design and fabricate prototype objects integrating various materials and processes. Course emphasizes portfolio quality work exhibiting process and execution. Students develop compelling products of their interest applying real world requirements solving relevant design problems. Design solutions address economic, sustainability, marketing, and retail issues.

**Prerequisites:** None

**First class materials:** TBD

*June 2 – August 4*

*Tues 7:00–10:00pm / 10 sessions / 16 students*

**Reg# 25409:** \$395 Non-credit

**Reg# 25410:** \$430 Certificate Credit

**Reg# 25411:** \$1250 College Credit (1.0)

*Instructor: David Leitch*

*XPRD3050*

## Visual Communication I

A studio course focused on developing mind – eye – hand rapid visualization skills that communicate multiple ideas quickly and delineate form and function clearly. Assignments integrate the intentional use of color to enhance basic line work, resulting in compelling images. Exploration of varied media allows the student to discover their preferred method of communication. Students are encouraged to expand their skills beyond their comfort zone to learn new methods of successful visual communication. Proficiency with multiple media gives the designer a wider range of styles that convey specific messages.

**Prerequisite:** XDWG1001 Drawing & Composition

**First class materials:** TBD

*June 1 – August 3*

*Mon 7:00–10:00pm / 10 sessions / 16 students*

**Reg# 25445:** \$395 Non-credit

**Reg# 25446:** \$430 Certificate Credit

**Reg# 25447:** \$1250 College Credit (1.0)

*Instructor: Staff*

*XPRD7606*

## ELECTIVES:

NEW!

### Introduction to Shoe Design

Elaine and Bram Goldsmith Campus

In this course, students learn to design footwear from conceptualization to market. Join Neal B. Geyer, footwear executive and designer/builder with over 40 years of experience as he guides you through the basics of the industry. In this ground up approach students incorporate functionality into their designs to create footwear that functions as beautifully as it looks. Course includes design and line building, sourcing materials and factories, product samplings, and merchandising. Students construct a finished shoe or sandal using leather, textiles, foam, cork, and any other interesting materials that the students sees as viable footwear materials. Also covers presentation and sales techniques to help ensure that ultimate designs are timely, functional, and sellable. Students are also required to keep a shoe journal and participate in a weekly shoe and tell. Please note students must attend the first class meeting.

**Prerequisite:** Familiarity with basic art/design materials/tools helpful

**First class materials:** TBD

*May 30 – August 8 (no mtg. 7/4)*

*Sat 9:30am–12:30pm / 10 sessions / 16 students*

**Reg# 25426:** \$395 Non-credit

**Reg# 25427:** \$430 Certificate Credit

**Reg# 25428:** \$1250 College Credit (1.0)

*Instructor: Neal B. Geyer*

*XFSH3009*

## Open House

CONTINUING EDUCATION

Sunday, May 17, 2015 1pm-3pm

Goldsmith Campus in Westchester  
9045 Lincoln Boulevard, 2nd floor

For reservations and further information,  
please call 310-665-6850.

### Introduction to Ceramics Production

With emphasis on functional ceramics, students are introduced to two-piece plaster mold making, slip casting, hump and slump molds, extrusion, potter's wheel, and low fire non-toxic glazes. By the end of the course, students produce a cup, bowl, plate, and vase.

**Prerequisite:** None

**First class materials:** TBD

*May 30 – August 8 (no mtg. 7/4)*

*Sat 1:00– 4:00pm / 10 sessions / 8 students*

**Reg# 25333:** \$395 Non-credit

**Reg# 25334:** \$430 Certificate Credit

**Reg# 25335:** \$1250 College Credit (1.0)

*(\$35 lab fee payable upon registration)*

*Instructor: Robert Miller*

*XCER1106*

# Textile/Surface Design

**TEXTILE/SURFACE DESIGN CERTIFICATE PROGRAM** is a sequence of eight courses designed to offer training in the technical and creative skills required to begin a career in the textile/surface design field as a colorist, repeat artist, designer, or stylist.

This comprehensive program of study has been designed to prepare students for an entry level position as a textile production artist (SOC 51-6099\*) as it relates to areas of applied design including home furnishings, fashion apparel, wall coverings, floor coverings, decorative papers, and greeting cards.

## THE 8 COURSE SEQUENCE

### Prerequisite Courses [2]:

Students must complete the following two courses prior to beginning the core courses, or have equivalent knowledge.

- XGRD5012** Fundamentals of 2-Dimensional Design
- XGRD1101** Color Theory & Design

### Core Courses [6]:

- XSRF4012** Textile/Surface Design IA
- XSRF4016** Textile/Surface Design IB
- XSRF4018** Textile/Surface Design IIA
- XSRF4020** Textile/Surface Design IIB
- XSRF4024** Textile/Surface Design IIIA
- XSRF4026** Textile/Surface Design IIIB

## ESTIMATED PROGRAM COST

The estimated program costs listed below are based on students completing two courses per term (four terms) over a two-year period.

Certificate Application:	\$175
Tuition:	\$3,440
Fees:	\$156
Supplies & Books:	\$1,500
<b>Total:</b>	<b>\$5,271</b>

**Note:** Certificate program courses are open to all students. Students, interested in taking certificate program courses for professional growth or personal development, are welcome to attend.

For further information, or to speak with a counselor, please call 310-665-6850.

**All courses take place at Otis College of Art and Design's Elaine & Bram Goldsmith Campus, unless otherwise noted.**

Visit our web site:

[www.otis.edu](http://www.otis.edu)

## PREREQUISITE COURSES:

---

### Color Theory & Design

An essential course for anyone pursuing or currently working in any art or design field who must communicate effectively with color. Confidence and skill are developed through weekly color-mixing exercises and homework projects using gouache. Through lecture, demonstration, critique, and practical experience, students investigate color theory, historical color comparison, color in nature, and analyze masterpiece color. Lectures include the phenomena of color and light and the use of color as a marketing tool.

**Prerequisite:** None (may be taken concurrently with XGRD5012 Fundamentals of 2-Dimensional Design)

**First class materials for Blake:** Notebook, 2" x 18" clear plastic grid ruler, 19" x 23" layout bond, 2H pencil, eraser, illustration board (15" x 20" Crescent cold press medium weight), 2 tapes: 1/2" low-tack drafting or graphics tape, 3/4 high-tack masking tape, one large size tube of permanent white gouache (Windsor Newton,) #6 Windsor Newton Sceptre gold round brush, 2 plastic water containers, large palette, compass (opens to 5" radius,) eyedropper

**First class materials for Case:** Note-taking materials

*May 30 – August 8 (no mtg. 7/4)*

*Sat 1:30–4:30pm / 10 sessions / 16 students*

**Reg# 25172:** \$395 Non-credit

**Reg# 25173:** \$430 Certificate Credit

**Reg# 25174:** \$1250 College Credit (1.0)

*Instructor: Caroline Blake*

*XGRD1101*

*June 1 – August 3*

*Mon 7:00–10:00pm / 10 sessions / 16 students*

**Reg# 25175:** \$395 Non-credit

**Reg# 25176:** \$430 Certificate Credit

**Reg# 25177:** \$1250 College Credit (1.0)

*Instructor: Cole Case*

*XGRD1101*

### Fundamentals of 2-Dimensional Design

This foundation-level course introduces design for the beginner through the application and understanding of 2-dimensional elements and principles. Course offers preparation for beginners and professionals in several design areas. Weekly achromatic (non-color) projects deal with fundamentals of line, space, directional movement, balance, value, texture, pattern, and monochromes. Confidence in hand skills is developed and a final project in the student's area of interest is required. Students gain exposure to a range of current and historical design forms. Class includes studio time, slide lectures, and critique.

**Prerequisite:** None (may be taken concurrently with XGRD1101 Color Theory & Design)

**First class materials for Blake:** 8 1/2" x 11" paper, 2H pencil, 2" x 18" clear plastic grid ruler, black chisel-point marker, micro fine-line black pen, pencil sharpener, eraser, Pentel brand fine-point white correction pen, 3M correction tape (1/4" or smaller)

**First class materials for Osherow:** Sketchbook, pencil, ruler, medium and broad point black felt markers

*May 30 – August 8 (no mtg. 7/4)*

*Sat 10:00am–1:00pm / 10 sessions / 16 students*

**Reg# 25178:** \$395 Non-credit

**Reg# 25179:** \$430 Certificate Credit

**Reg# 25180:** \$1250 College Credit (1.0)

*Instructor: Caroline Blake*

*XGRD5012*

*June 4 – August 13 (no mtg. 6/18)*

*Thur 7:00–10:00pm / 10 sessions / 16 students*

**Reg# 25181:** \$395 Non-credit

**Reg# 25182:** \$430 Certificate Credit

**Reg# 25183:** \$1250 College Credit (1.0)

*Instructor: Randy Osherow*

*XGRD5012*

# Open House

## CONTINUING EDUCATION

Sunday, May 17, 2015 1pm-3pm

Goldsmith Campus in Westchester  
9045 Lincoln Boulevard, 2nd floor

For reservations and further information,  
please call 310-665-6850.

## CORE COURSES:

### Textile/Surface Design IA

A beginning studio course introducing the design of printed fabrics from initiation of the design to industrial requirement and limitations. This course covers materials and equipment, drawing, painting, transfer technique, research methods and printing processes. Instruction includes discussion and demonstration of the various methods of repeat processes used to create overall design pattern and color mixing and application. Through structured design problems, students execute finished textile design and croquis suitable for a portfolio.

**Prerequisite:** XGRD1101 Color Theory & Design, XGRD5012 Fundamentals of 2-Dimensional Design

**First class materials:** Roll brown parcel paper, black India ink, round #3 or #4 paint brush, flat #1 or #2 paint brush, metal ruler, clear grid ruler, roll Scotch tape, roll masking tape, sharp paring knife, two water jars, small weller cup palette, tracing paper roll or pad, Xacto knife, pencils, eraser.

*May 30 – August 8 (no mtg. 7/4)*

*Sat 9:30am–12:30pm / 10 sessions / limited enrollment*

**Reg# 25243:** \$395 Non-credit

**Reg# 25244:** \$430 Certificate Credit

**Reg# 25245:** \$1250 College Credit (1.0)

*Instructor: Toxi Dixon*

XSRF4012

### Textile/Surface Design IB

This companion course to Textile/Surface Design I: Part A consists of a series of projects focusing on the creation of repeat patterns for various market groups in the textile industry. Students take a design concept and create a marketable group of repeat patterns for each project. Demonstration and discussion is provided on how to problem solve various artistic techniques. Students develop a body of work suitable for their portfolio.

**Prerequisite:** XGRD1101 Color Theory & Design, XGRD5012 Fundamentals of 2-Dimensional Design

**First class materials:** Notebook, one sheet of Canson paper (white), masking tape, Gouache (permanent white, ivory black, and three colors of your choice), #6 Winsor Newton Sceptre gold round brush, Winsor Newton 1" flat brush, ruling pen, 15" stainless steel ruler with cork backing.

*May 30 – August 8 (no mtg. 7/4)*

*Sat 1:30–4:30pm / 10 sessions / limited enrollment*

**Reg# 25246:** \$395 Non-credit

**Reg# 25247:** \$430 Certificate Credit

**Reg# 25248:** \$1250 College Credit (1.0)

*Instructor: Michael Carroll*

XSRF4016

### Textile/Surface Design IIA

An intermediate studio course building on the fundamental mechanics of repeat surface pattern development in Textile/Surface Design IA. Students explore new materials and techniques including transparent dyes on mass paper, use of the ruling pen, and methods for obtaining more visual textures. Areas of specialized design such as turn around repeats, counter change, and turnovers are investigated. Projects such as hand printing on fabric familiarize students with actual printing methods.

**Prerequisite:** XSRF4012 Textile/Surface Design IA

**First class materials:** TBD

*May 30 – August 8 (no mtg. 7/4)*

*Sat 9:30am–12:30pm / 10 sessions / limited enrollment*

**Reg# 25249:** \$395 Non-credit

**Reg# 25250:** \$430 Certificate Credit

**Reg# 25251:** \$1250 College Credit (1.0)

*Instructor: Toxi Dixon*

XSRF4018

## Textile/Surface Design IIB

This course expands utilization of natural forms and color studies begun in Textile/Surface Design IB. Color awareness, current color trends, and understanding specific needs of specific markets and products are emphasized. Historic research and study are approached as a method of using design and color from the past to create new looks for today's market. Intermediate level exercises develop drawing and color skills. Portfolio quality croquis and sketches are completed. Includes field trips.

**Prerequisite:** XSRF4016 Textile/Surface Design IB

**First class materials:** TBD

*May 30 – August 8 (no mtg. 7/4)*

*Sat 1:30–4:30pm / 10 sessions / limited enrollment*

**Reg# 25252:** \$395 Non-credit

**Reg# 25253:** \$430 Certificate Credit

**Reg# 25254:** \$1250 College Credit (1.0)

*Instructor: Michael Carroll*

XSRF4020

## Textile/Surface Design IIIA

Students work on design problems of increased complexity and expand on their individual career goals. They develop a coordinated collection of design related to specific needs of an industry such as wall coverings, home furnishing textiles, and fashion textiles. Professional practices relate to the student's working portfolio, resumes, job-hunting, and interviewing, plus the necessary information needed to maintain a working studio.

**Prerequisite:** XSRF4018 Textile/Surface Design IIA

**First class materials:** TBD

*May 30 – August 8 (no mtg. 7/4)*

*Sat 9:30am–12:30pm / 10 sessions / limited enrollment*

**Reg# 25255:** \$395 Non-credit

**Reg# 25256:** \$430 Certificate Credit

**Reg# 25257:** \$1250 College Credit (1.0)

*Instructor: Toxi Dixon*

XSRF4024

## Textile/Surface Design IIIB

Students continue to develop drawing skills relating to natural forms and historical reference. Emphasis is placed on more imaginative uses and combinations of media and techniques including batik, overlays, airbrush, and textures. Current color trends for various industries are utilized in development of sketches/croquis.

**Prerequisite:** XSRF4020 Textile/Surface Design IIB

**First class materials:** TBD

*May 30 – August 8 (no mtg. 7/4)*

*Sat 1:30–4:30pm / 10 sessions / limited enrollment*

**Reg# 25258:** \$395 Non-credit

**Reg# 25259:** \$430 Certificate Credit

**Reg# 25260:** \$1250 College Credit (1.0)

*Instructor: Michael Carroll*

XSRF4026

## Early Bird Discount

Otis Continuing Education offers a \$50 discount on most courses, for students enrolling on or before the Open House on May 17, 2015.

For more information, see page 100.



# FINE ARTS



For further information, please call 310-665-6850.  
To register, visit [www.otis.edu/ce](http://www.otis.edu/ce)

- › Certificate Program
- › Drawing
- › Painting
- › Printmaking
- › Sculpture
- › Special Programs

# Fine Arts Certificate Program

**FINE ARTS CERTIFICATE PROGRAM** is a sequence of eight courses intended to provide an introduction to the fundamentals of fine arts as a vehicle for creative self-expression. Taken together, these courses provide an overview of the concepts, language and skills of fine art practice. A strong emphasis is placed on enabling students to develop their personal artistic vision. That vision is facilitated by a close working relationship between faculty and students. This program is designed to prepare students as fine artists including painters, sculptors, and printmakers (SOC 27-1013\*).

## THE 8 COURSE SEQUENCE

The program includes the six core courses outlined below, plus two elective courses. Advisors are available to help students choose elective courses from the Continuing Education catalog. Additional courses are also available for students who wish to pursue their interests beyond the Certificate program.

### Core Courses [6]:

- XARH300** Art Making Through the Ages:  
A Hands-on Approach to Art History
- XGRD1101** Color Theory & Design
- XDWG1001** Drawing & Composition
- XPTG1128** Introduction to Painting
- XPHO2010** Introduction to Photography
- XSCP1609** Introduction to Sculpture

### Elective Courses [2]:

Students may select one-unit courses from the Drawing, Painting, Printmaking, Sculpture, or Photography programs to fulfill elective credit.

## ESTIMATED TOTAL PROGRAM COST

The estimated program costs listed below are based on students completing two courses per term (four terms) over a two-year period.

Certificate Application:	\$175
Tuition:	\$3,440
Fees:	\$156
Supplies & Books:	\$2,000
<b>Total:</b>	<b>\$5,771</b>

**Note:** Certificate program courses are open to all students. Students, interested in taking certificate program courses for professional growth or personal development, are welcome to attend.

For further information, or to speak with a counselor, please call 310-665-6850.

**All courses take place at Otis College of Art and Design's Elaine & Bram Goldsmith Campus, unless otherwise noted.**

## Open House

CONTINUING EDUCATION

Sunday, May 17, 2015 1pm-3pm

Goldsmith Campus in Westchester  
9045 Lincoln Boulevard, 2nd floor

For reservations and further information,  
please call 310-665-6850.

## CORE COURSES:

### Color Theory & Design

An essential course for anyone pursuing or currently working in any art or design field who must communicate effectively with color. Confidence and skill are developed through weekly color-mixing exercises and homework projects using gouache. Through lecture, demonstration, critique, and practical experience, students investigate color theory, historical color comparison, color in nature, and analyze masterpiece color. Lectures include the phenomena of color and light and the use of color as a marketing tool.

**Prerequisite:** None (may be taken concurrently with XGRD5012 Fundamentals of 2-Dimensional Design)

**First class materials for Blake:** Notebook, 2" x 18" clear plastic grid ruler, 19" x 23" layout bond, 2H pencil, eraser, illustration board (15" x 20" Crescent cold press medium weight), 2 tapes: 1/2" low-tack drafting or graphics tape, 3/4 high-tack masking tape, one large size tube of permanent white gouache (Windsor Newton,) #6 Windsor Newton Sceptre gold round brush, 2 plastic water containers, large palette, compass (opens to 5" radius,) eyedropper

**First class materials for Case:** Note-taking materials

*May 30 – August 8 (no mtg. 7/4)*

*Sat 1:30–4:30pm / 10 sessions / 16 students*

**Reg# 25172:** \$395 Non-credit

**Reg# 25173:** \$430 Certificate Credit

**Reg# 25174:** \$1250 College Credit (1.0)

*Instructor: Caroline Blake*

*XGRD1101*

*June 1 – August 3*

*Mon 7:00–10:00pm / 10 sessions / 16 students*

**Reg# 25175:** \$395 Non-credit

**Reg# 25176:** \$430 Certificate Credit

**Reg# 25177:** \$1250 College Credit (1.0)

*Instructor: Cole Case*

*XGRD1101*

### Drawing & Composition

This beginning course develops skills in the elements of drawing and composition. Through demonstration, class exercises, and critiques, students explore concepts including contour line, cross contour, modeling, uses of marks to show form and space, perspective, scale and measurement, and positive/negative space.

**Prerequisite:** None

**First class materials for Adams:** One box of Staedler Mars graphite pencils 6H or 8B; one roll of drafting tape or artists tape (low tack tape), 1/2" thick; one Staedler Mars white plastic eraser; one pencil sharpener; one Masonite drawing board with two clips and pink rubber band (large enough to hold an 18" x 24" sketch pad; one 18" x 24" Strathmore recycled drawing tablet (dark green cover) or Strathmore drawing tablet (brown cover)

**First class materials for Jones:** Drawing board; 18" x 24" sketchpad (Strathmore, Canson, Aquabee;) 11" x 14" sketchbook; Charcoal pencils: hard (HB or B), medium (2B or 4B), soft (6B or 8B); Pastel pencils: Faber-Castell "PITT" or Stabilo "CarbOthello" pencils, NO Conte' pastel pencils; Pastel colors: dark sephia in PITT and one or two other dark earth-tones, blues, reds; Colored pencils: Faber-Castell "Polychromos" and Berol "Prismacolor" Colors: two or three in dark colors (black, reds, blues, etc.; Do not get watercolor versions of these pencils) Kneaded rubber eraser; Eraser shield; Razor blades; Small piece #100 sandpaper (3" x 4 "); Chamois; 18" x 2" "See-Thru Ruler" (plastic)

#### At Otis' New Mid-Wilshire Studio

*May 31 – August 9 (no mtg. 7/5)*

*Sun 2:00–5:00pm / 10 sessions / 20 students*

*Location: 6124 Wilshire Blvd., Los Angeles 90048*

**Reg# 25261:** \$395 Non-credit

**Reg# 25262:** \$430 Certificate Credit

**Reg# 25263:** \$1250 College Credit (1.0)

*Instructor: Lisa Adams*

*XDWG1001*



### Elaine and Bram Goldsmith Campus

*May 31 – August 9 (no mtg. 7/5)*

*Sun 9:30am–12:30pm / 10 sessions / 20 students*

**Reg# 25267:** \$395 Non-credit

**Reg# 25268:** \$430 Certificate Credit

**Reg# 25269:** \$1250 College Credit (1.0)

*Instructor: Lisa Adams*

*XDWG1001*

*June 2 – August 4*

*Tues 7:00–10:00pm / 10 sessions / 20 students*

**Reg# 25264:** \$395 Non-credit

**Reg# 25265:** \$430 Certificate Credit

**Reg# 25266:** \$1250 College Credit (1.0)

*Instructor: Ken Jones*

*XDWG1001*

## Introduction to Painting: Materials & Techniques

An introduction to the basic skills and processes of rendering an image in paint. Students work with simple subject matter, including still life, reproduction, abstraction, and landscape. Emphasis is on craft with special attention given to the role of contrast in seeing, color as value, color mixing, paint as material, and the process of building the surface. Students use oil or acrylics. Course may be repeated.

**Prerequisite:** XDWG1001 Drawing and Composition or equivalent experience.

**First class materials:** 1 tube black oil paint, 1 tube white (Titanium) oil paint, 1 canvas board (16" x 20" or 11" x 14"), 1 can turpenoid or Gamsol, 1 flat oil painting bristle brush small (size 2 or 4), 1 flat oil bristle brush medium (size 6 or 8), 1 flat oil bristle brush large (size 10 or 12), paper towels, bar of soap

*May 31 – August 9 (no mtg. 7/5)*

*Sun 9:30am–12:30pm / 10 sessions / 12 students*

**Reg# 25285:** \$395 Non-credit

**Reg# 25286:** \$430 Certificate Credit

**Reg# 25287:** \$1250 College Credit (1.0)

*Instructor: Roni Feldman*

*XPTG1128*

## Introduction to Photography

Course covers the basics of black and white photography. Lectures, demonstrations, and assignments combine technical information with conceptual aspects of photography, and problem solving. Topics include using a 35 millimeter camera, black and white film choices, camera formats, lenses, ASA, aperture, depth of field, shutter speeds, lighting, composition, and other information relevant to photography. Students develop a vocabulary for "reading" images. Includes weekly assignments, individual and group critiques, slide lectures, and a final presentation of photographs. Includes two lab sessions.

**Prerequisite:** None

**First class materials:** TBD

*May 30 – August 8 (no mtg. 7/4)*

*Sat 1:00–4:00pm / 10 sessions / 14 students*

**Reg# 25345:** \$395 Non-credit

**Reg# 25346:** \$430 Certificate Credit

**Reg# 25347:** \$1250 College Credit (1.0)

*(\$35 lab fee payable upon registration)*

*Instructor: Laura London*

*XPHO2010*

# Drawing

---

All courses take place at Otis College of Art and Design's Elaine & Bram Goldsmith Campus, unless otherwise noted.

---

## Drawing on the Right Side of the Brain

In this hands-on workshop students learn to draw with techniques based on the work of Betty Edwards, author of the renowned book, *Drawing on the Right Side of the Brain*. Course begins with an introduction to the theory of *Drawing on the Right Side of the Brain* and follows a step-by-step process specifically designed for individuals who have never drawn before. The fundamental premise is that anyone can learn to draw if provided with proper guidance. Students develop their perceptual skills (ability to see) through exercises focusing on contour line, positive/negative space, sighting, and light/shadow relationships. Combines lecture and studio exercises in a nurturing and supportive environment. Materials list provided at first meeting.

**Prerequisite:** None

**First class materials:** A 2B pencil

*July 18, 19, 25, & 26*

*Sat/Sun 9:30am–5:30pm / 4 sessions / 18 students*

**Reg# 25273:** \$395 Non-credit

**Reg# 25274:** \$430 Certificate Credit

**Reg# 25275:** \$1250 College Credit (1.0)

*Instructor: Linda Jo Russell*

*XDWG1040*

## Drawing & Composition

This beginning course develops skills in the elements of drawing and composition. Through demonstration, class exercises, and critiques, students explore concepts including contour line, cross contour, modeling, uses of marks to show form and space, perspective, scale and measurement, and positive/negative space.

**Prerequisite:** None

**First class materials for Adams:** One box of Staedler Mars graphite pencils 6H or 8B; one roll of drafting tape or artists tape (low tack tape), 1/2" thick; one Staedler Mars white plastic eraser; one pencil sharpener; one Masonite drawing board with two clips and pink rubber band (large enough to hold an 18" x 24" sketch pad; one 18" x 24" Strathmore recycled drawing tablet (dark green cover) or Strathmore drawing tablet (brown cover)

**First class materials for Jones:** Drawing board; 18" x 24" sketchpad (Strathmore, Canson, Aqua-bee); 11" x 14" sketchbook; Charcoal pencils: hard (HB or B), medium (2B or 4B), soft (6B or 8B); Pastel pencils: Faber-Castell "PITT" or Stabilo "CarbOthello" pencils, NO Conte' pastel pencils; Pastel colors: dark sephia in PITT and one or two other dark earth-tones, blues, reds; Colored pencils: Faber-Castell "Polychromos" and Berol "Prismacolor" Colors: two or three in dark colors (black, reds, blues, etc.; Do not get watercolor versions of these pencils) Kneaded rubber eraser; Eraser shield; Razor blades; Small piece #100 sandpaper (3" x 4 "); Chamois; 18" x 2" "See-Thru Ruler" (plastic)

### At Otis' New Mid-Wilshire Studio

*May 31 – August 9 (no mtg. 7/5)*

*Sun 2:00–5:00pm / 10 sessions / 20 students*

*Location: 6124 Wilshire Blvd., Los Angeles 90048*

**Reg# 25261:** \$395 Non-credit

**Reg# 25262:** \$430 Certificate Credit

**Reg# 25263:** \$1250 College Credit (1.0)

*Instructor: Lisa Adams*

*XDWG1001*



### Elaine and Bram Goldsmith Campus

*May 31 – August 9 (no mtg. 7/5)*

*Sun 9:30am–12:30pm / 10 sessions / 20 students*

**Reg# 25267:** \$395 Non-credit

**Reg# 25268:** \$430 Certificate Credit

**Reg# 25269:** \$1250 College Credit (1.0)

*Instructor: Lisa Adams*

*XDWG1001*

*June 2 – August 4*

*Tues 7:00–10:00pm / 10 sessions / 20 students*

**Reg# 25264:** \$395 Non-credit

**Reg# 25265:** \$430 Certificate Credit

**Reg# 25266:** \$1250 College Credit (1.0)

*Instructor: Ken Jones*

*XDWG1001*

### Life Drawing

This beginning/intermediate course emphasizes the structure and proportion of the human form. While drawing from the live model, studio instruction includes quick sketch, long, and short poses. Students work in a variety of drawing media. Course may be repeated.

**Prerequisite:** XDWG1001 Drawing & Composition

**First class materials:** Drawing pencils, kneaded eraser, compressed charcoal, 18" x 24" newsprint pad, drawing board.

*June 4 – August 6*

*Thur 7:00–10:00pm / 10 sessions / 18 students*

**Reg# 25270:** \$395 Non-credit

**Reg# 25271:** \$430 Certificate Credit

**Reg# 25272:** \$1250 College Credit (1.0)

*Instructor: Chris Warner*

*XDWG1014*



# Open House

## CONTINUING EDUCATION

Sunday, May 17, 2015 1pm-3pm

Goldsmith Campus in Westchester  
9045 Lincoln Boulevard, 2nd floor

For reservations and further information,  
please call 310-665-6850.

## Portrait Drawing

At Otis' Mid-Wilshire Studio

A course focusing on the basic anatomy and structure of the head and face, with in depth study of features, gestures, and expressions. Emphasis is on the emotional and dramatic elements of the facial countenance from a smile to a frown through observational drawing of the live model. Students utilize drawing approaches including contour line, opposite hand exercises, and use of abstract form, while creating the anatomical features of the face. Also explores the emotional impact and poetry of drawing the face, focusing on creating work that is unique and individual.

**Prerequisite:** Drawing & Composition

**First class materials:** TBD

*June 3 – August 5*

*Wed 7:00–10:00pm / 10 sessions / 14 students*

*Location: 6124 Wilshire Blvd., Los Angeles 90048*

**Reg# 25279:** \$395 Non-credit

**Reg# 25280:** \$430 Certificate Credit

**Reg# 25281:** \$1250 College Credit (1.0)

*Instructor: Diana Vitale*

*XDWG1146*

## Drawing and Meditative Mindfulness

Current research in neuroscience has demonstrated that meditative mindfulness practice can sharpen perception, creativity, and intuition, as well as increase attention and nonjudgmental awareness. This course for beginners and advanced alike, explores what drawing and mindfulness awareness meditation have in common. Both practices cultivate a state of mind where direct perception and the experience of the present moment are unfiltered by concepts and ideas.

Through short exercises in mindfulness awareness practice and guided meditation sessions, students naturally develop the formal skills related to key elements of drawing. As a result, an understanding of composition, contour, gesture, value, mark-making, perspective and color relationships is enhanced through the meditative mind. Each class includes instruction in mindfulness meditation and hands-on exercises in drawing from observation with discussions, demonstrations, and critical analysis. Course also explores a variety of drawing materials and subject matter.

**Prerequisite:** None

**First class materials:** Note-taking materials

*June 8 – August 3*

*Mon 7:00–10:20pm / 9 sessions / 18 students*

**Reg# 25276:** \$395 Non-credit

**Reg# 25277:** \$430 Certificate Credit

**Reg# 25278:** \$1250 College Credit (1.0)

*Instructor: Lisa Oxyley*

*XDWG2000*

## New Materials Workshop

At Otis' Mid-Wilshire Studio

Join materials expert and artist, Pamela Smith-Hudson, for this rare opportunity to explore a variety of painting and drawing tools and techniques, papers, and surfaces. Students develop their own personal work while experimenting with new materials and methods. Course covers hands-on experimentation, demonstrations, presentations and lectures. May include access to some new materials before they are available on the market.

**Prerequisite:** None

**First class materials:** TBD

*May 30 – August 8 (no mtg. 7/4)*

*Sat 1:30–4:30pm / 10 sessions / 14 students*

*Location: 6124 Wilshire Blvd., Los Angeles 90048*

**Reg# 25282:** \$395 Non-credit

**Reg# 25283:** \$430 Certificate Credit

**Reg# 25284:** \$1250 College Credit (1.0)

*Instructor: Pamela Hudson-Smith*

*XPTG9020*



# Painting

All courses take place at Otis College of Art and Design's Elaine & Bram Goldsmith Campus, unless otherwise noted.

## Introduction to Painting: Materials & Techniques

An introduction to the basic skills and processes of rendering an image in paint. Students work with simple subject matter, including still life, reproduction, abstraction, and landscape. Emphasis is on craft with special attention given to the role of contrast in seeing, color as value, color mixing, paint as material, and the process of building the surface. Students use oil or acrylics. Course may be repeated.

**Prerequisite:** XDWG1001 Drawing and Composition or equivalent experience.

**First class materials:** 1 tube black oil paint, 1 tube white (Titanium) oil paint, 1 canvas board (16" x 20" or 11" x 14"), 1 can turpenoid or Gamsol, 1 flat medium bristle brush (6 or 8), paper towels, bar of soap, small metal can, pallet

*May 31 – August 9 (no mtg. 7/5)*

*Sun 9:30am–12:30pm / 10 sessions / 12 students*

**Reg# 25285:** \$395 Non-credit

**Reg# 25286:** \$430 Certificate Credit

**Reg# 25287:** \$1250 College Credit (1.0)

*Instructor: Roni Feldman*

*XPTG1128*

## Early Bird Discount

Otis Continuing Education offers a \$50 discount on most courses, for students enrolling on or before the Open House on May 17, 2015.  
For more information, see page 100.

## Acrylic Painting Techniques

**At Otis' Mid-Wilshire Studio**

An introductory course focusing on acrylic painting techniques. In this course, students explore use of brushstroke, grounds, mediums, palette knife, and varnishes for various effects including glazing, layering, dry brush, and impasto. Also covers color mixing and theory, optical blending, composition, value, and texture. Students experiment with techniques such as splatter, mixed media, and resist.

**Prerequisite:** Drawing & Composition

**First class materials:** Bring all painting materials that you already own for class discussion, including palettes, paper towels, a large water container, one 16" x 20" canvas

*June 2 – August 4*

*Tues 7:00–10:00pm / 10 sessions / 12 students*

*Location: 6124 Wilshire Blvd., Los Angeles 90048*

**Reg# 25312:** \$395 Non-credit

**Reg# 25313:** \$430 Certificate Credit

**Reg# 25314:** \$1250 College Credit (1.0)

*Instructor: Staff*

*XPTG1730*

## Master Painting Workshop with Laddie John Dill

Join artist Laddie John Dill for this master workshop, where students refine their unique artistic practices. Dill will share with students his motivations and working methods, while encouraging students to develop the necessary knowledge and technique to express their own ideas.

**Prerequisite:** XDWG1001 Drawing & Composition; XPTG1760 Introduction to Painting: Material & Techniques

**First class materials:** Painting materials

*June 2 – August 4*

*Tues 7:00– 10:00pm / 10 sessions / 12 students*

**Reg# 25306:** \$395 Non-credit

**Reg# 25307:** \$430 Certificate Credit

**Reg# 25308:** \$1250 College Credit (1.0)

*Instructor: Laddie John Dill*

*XPTG1800*



## Trompe L'oeil and Realistic Painting

An introduction to the principles and techniques of trompe l'oeil and realistic painting. In this course students explore the skills and techniques for rendering a realistic image in oil paint. Course covers the history of trompe l'oeil and realistic painting, the basic concepts for rendering a trompe l'oeil and realistic image, preparing a canvas or panel for painting, setting up a color palette, underdrawing, underpainting and imprimatura, painting mass tones, penumbra or dark shading, developing highlights, detailing, oiling out and varnishing.

**Prerequisite:** None

**First class material:** TBD

*May 30 – August 8 (no mtg. 7/4)*

*Sat 1:00–4:00pm / 10 sessions / 12 students*

**Reg# 25288:** \$395 Non-credit

**Reg# 25289:** \$430 Certificate Credit

**Reg# 25290:** \$1250 College Credit (1.0)

*Instructor: Jack Barnhill*

*XPTG7049*

## Encaustic: Paint and Collage in Wax

**At Otis' Mid-Wilshire Studio**

Visual design and painting techniques such as color, composition, and form art taught through the medium of encaustic painting. Encaustic painting uses hot wax and is applied in layers to create landscapes, portraits, or abstract images. Students can paint and collage – combining papers, fabric, photographs, leaves, and found objects to make original and expressive work. Encaustic painting is completely unique, producing depth and luminosity that other mediums cannot achieve. Using the skills learned in this course, students enhance their ability to create imaginative work and to further tap into their creative abilities.

**Prerequisite:** None

**First class materials:** TBD

*June 1 – August 3*

*Mon 7:00–10:00pm / 10 sessions / 12 students*

*Location: 6124 Wilshire Blvd., Los Angeles 90048*

**Reg# 25297:** \$395 Non-Credit

**Reg# 25298:** \$430 Certificate Credit

**Reg# 25299:** \$1250 College Credit (1.0)

*Instructor: Pamela Smith-Hudson*

*XPTG1753*

## Encaustic Painting Workshop

**At Otis' Mid-Wilshire Studio**

This intermediate to advanced level course explores visual design and painting techniques - color, composition, form, and expression - through the use of encaustic paint. Students learn and refine fundamental painting skills (color mixing, composition, value, layering), gain new methods for mixing encaustic paint with various media (oil, acrylic, ink, charcoal, collage, photographs), and develop their own unique subject matter and imagery to create visually expressive work. Projects introduce traditional and non-traditional approaches to still life, landscape, figure, and abstract subjects. Students may explore both painterly and

sculptural approaches using encaustic. Working from life, photographs, and imagination, students complete four projects over the 10-week course.

**Prerequisite:** Encaustic: Paint and Collage in Wax

**First class materials:** TBD

*May 30 – August 8 (no mtg. 7/4)*

*Sat 9:30am–12:30pm / 10 sessions / 12 students*

*Location: 6124 Wilshire Blvd., Los Angeles 90048*

**Reg# 25315:** \$395 Non-Credit

**Reg# 25316:** \$430 Certificate Credit

**Reg# 25317:** \$1250 College Credit (1.0)

*Instructor: Pamela Smith-Hudson*

*XPTG1754*

## The Process of Abstraction

This ten-week course demystifies the process of abstract painting as students develop their own contemporary painting style. Course explores abstraction that is painterly, hard-edged, referential, minimal, constructed, and de-constructed. Examines techniques used by abstract painters, as well as methods used by contemporary artists. Students use acrylics and various mixed media materials.

**Prerequisite:** XPTG1760 Introduction to Painting: Materials & Techniques; XPTG1037 Painterly Painting

**First class materials:** Acrylic painting supplies and a canvas

*June 3 – August 5*

*Wed 7:00– 10:00pm / 10 sessions / 12 students*

**Reg# 25294:** \$395 Non-credit

**Reg# 25295:** \$430 Certificate Credit

**Reg# 25296:** \$1250 College Credit (1.0)

*Instructor: Bonita Helmer*

*XPTG1155*

## Intermediate Oil Painting: The Emerging Artist

In this intermediate level course, students expand their painting techniques, while focusing on subject matter from figuration to abstraction. Students further explore practical techniques of building a ground, color mixing, capturing form, as well as when to employ tightness versus looseness. With an emphasis on safe studio practices, this course also covers techniques (used by Rembrandt and Velasquez) that minimize exposure to toxic chemicals. Course also emphasizes techniques for creating bodies of work for professional exhibitions.

**Prerequisite:** XPTG1128 Introduction to Painting: Materials & Techniques

**First class materials:** TBD

*June 1 – August 3*

*Mon 7:00–10:00pm / 10 sessions / 12 students*

**Reg# 25291:** \$395 Non-credit

**Reg# 25292:** \$430 Certificate Credit

**Reg# 25293:** \$1250 College Credit (1.0)

*Instructor: Kimberly Brooks*

*XPTG1037*

## Watercolor Painting

Open to beginning through advanced students this course explores the techniques, styles, and materials, which are unique to watercolor painting. Course focuses on layering of color to create contrast and texture in a two-dimensional composition. Also examines characteristics of transparent pigment, color mixing, basic brushstroke, and painting techniques. Covers different weights and textures of paper, as well as the tools needed to complete the job. Course emphasizes the basic rules of good design. Projects are designed to expose students to various challenges specific to the medium.

**Prerequisite:** None

**First class materials:** Transparent watercolors: ultramarine blue, winsor violet, winsor yellow, winsor red; #8 round watercolor brush (sable, sable mix, or synthetic), pencil, kneaded eraser, paper towels, water bucket, palette (Robert Wood or one of similar size – round or rectangle), 12" x 16" block of 140 lb. cold pressed watercolor paper or a single large sheet

*May 30 – August 8 (no mtg. 7/4)*

*Sat 1:30–4:30pm / 10 sessions / 12 students*

**Reg# 25300:** \$395 Non-credit

**Reg# 25301:** \$430 Certificate Credit

**Reg# 25302:** \$1250 College Credit (1.0)

*Instructor: Deborah Swan-McDonald*

*XPTG1750*

## Advanced Watercolor

In this intermediate/advanced course, students further develop their painting skills using transparent watercolor. Course focuses on experimentation with complex techniques and unusual approaches, while working more independently. Techniques covered include advanced: wet into wet, saturated wet and glazing techniques. Also addresses how to most effectively handle landscape, as well as to



successfully incorporate the figure into your work. Includes field-trips to see the National Watercolor Society Demonstrator, as well as to paint on location or “en plein aire”.

**Prerequisite:** XPTG1750 Watercolor Painting or equivalent experience.

**First class materials:** TBD

*May 30 – August 8 (no mtg. 7/4)*

*Sat 9:30am–12:30pm / 10 sessions / 12 students*

**Reg# 25309:** \$395 Non-credit

**Reg# 25310:** \$430 Certificate Credit

**Reg# 25311:** \$1250 College Credit (1.0)

*Instructor: Deborah Swan-McDonald*

XPTG1752

## Fresco Painting: Past and Present

Students learn traditional techniques to produce fresco paintings on panel in a contemporary context. During this studio-based course, participants create fresco panels using buon fresco techniques. Buon fresco is a method of painting, which involves the application of pigments, finely ground in water or limewater, to a freshly plastered wall or panel. Students are shown methods of transferring designs to the fresco panel. The choice of appropriate ‘dry pigment’ and its preparation are discussed, along with other technical and artistic considerations, to develop a working knowledge of the technique. Each student completes over four (TBD)

fresco study tiles and panels. In addition Mezzo and Secco fresco methods and restoration and conservation techniques are discussed during the class. In mezzo fresco water based pigment is applied over semi-cured lime plaster ground. In fresco secco water-based pigment with an addition of a binder, is applied over fully cured plaster ground.

**Prerequisite:** None

**First class materials:** TBD

*June 3 – July 12*

*(class meets 6 Weds: 6/3, 6/10, 6/17, 6/24, 7/1, & 7/8; also meets 2 Suns: 6/28 & 7/12)*

*Wed 7:00–10:00pm / 6 sessions / 12 students*

*Sun 9:30am–3:30pm / 2 sessions*

**Reg# 25318:** \$395 Non-credit

**Reg# 25319:** \$430 Certificate Credit

**Reg# 25320:** \$1250 College Credit (1.0)

*Instructor: iLia Anossov*

XPTG9015

# Printmaking

---

**All courses take place at Otis College of Art and Design's Elaine & Bram Goldsmith Campus, unless otherwise noted.**

---

## Silkscreen

This course introduces artists to screenprinting, one of the most versatile print mediums. Students gain a complete understanding of materials – from coating and exposing a screen, to registration, use of stencils, and mixing inks. Direct emulsion photo screens allow students to work from hand made, photographic, text oriented, or digitally produced image sources. Students work with a variety of applications including paper, fabric, plastic and wood. The course also covers historical and contemporary artists working with this medium.

**Prerequisite:** None

**First class materials:** TBD

*June 3 – August 5*

*Wed 7:00–10:00pm / 10 sessions / 10 students*

**Reg# 25321:** \$395 Non-credit

**Reg# 25322:** \$430 Certificate Credit

**Reg# 25323:** \$1250 College Credit (1.0)

*(\$35 lab fee payable upon registration)*

*Instructor: Kim Alexander*

*XPRT1518*

## Digital Silkscreen: Creating Large Format Posters

Using computer-generated photo images, which can be translated to photo-emulsion screens, students learn to make large-format silk-screened posters. The course covers one color, multiple color passes, registration methods and editions. Also covers the history of poster production and historic types of hand-cut silkscreen stencils. Using this versatile and rich method of communication and self-expression, students produce at least two projects, including an edition of 10 each.

**Prerequisite:** Basic computer experience

**First class materials:** TBD

*June 6 – August 15 (no mtg. 7/4)*

*Sat 9:30am–12:30pm / 10 sessions / 10 students*

**Reg# 25324:** \$395 Non-credit

**Reg# 25325:** \$430 Certificate Credit

**Reg# 25326:** \$1250 College Credit (1.0)

*(\$35 lab fee payable upon registration)*

*Instructor: Lorna Turner*

*XPRT1523*

## Introduction to Letterpress

In this course students are introduced to the basics of letterpress printing for the Vandercook proof press including hand typesetting, typography, composition, locking up, printing, and distribution. Students also create a multi-color reduction linoleum block project, which covers registration, printing, and color separation techniques. The Otis Lab Press is a fully functioning studio with four Vandercook proof presses and over 200 typefaces. Established in 1984 by Sheila de Brettville as part of the Communication Arts Department, the Lab Press has a rich history of small edition book publishing. Students actively participate and produce award-winning books that have become a permanent part of the university rare book collections throughout Southern California.

**Prerequisite:** None

**First class materials:** \$20 lab fee payable to instructor; supply list of additional materials provided at first mtg.

*June 3 – August 5*

*Wed 7:00–10:00pm / 10 sessions / 10 students*

**Reg# 25192:** \$395 Non-credit

**Reg# 25193:** \$430 Certificate Credit

**Reg# 25194:** \$1250 College Credit (1.0)

*(\$35 lab fee payable upon registration)*

*Instructor: Leslie Ross-Robertson*

*XGRD5005*



## Open House

### CONTINUING EDUCATION

Sunday, May 17, 2015 1pm-3pm

Goldsmith Campus in Westchester  
9045 Lincoln Boulevard, 2nd floor

For reservations and further information,  
please call 310-665-6850.

## Digital Letterpress

A studio course in letterpress printing with photopolymer plates held at the Otis Laboratory Press. This course covers all aspects of this revolutionary new process for the relief printing of digital imaging (digital-to-analog) – from digital prepress and plate processing to letterpress printing. Demonstrations include digital imaging requirements and font-editing, processing with the plate making machine, and presswork on the Vandercook flatbed cylinder press. Also covers related investigative and exploratory printing and typographic techniques. Previous experience with image-editing and page-layout software is required. Prior letterpress experience suggested.

**Prerequisite:** XGRD5705 Introduction to Letterpress or equivalent experience

**First class materials:** TBD

*May 30 – August 8 (no mtg. 7/4)*

*Sat 11:00am–2:00pm / 10 sessions / 10 students*

**Reg# 25195:** \$395 Non-credit

**Reg# 25196:** \$430 Certificate Credit

**Reg# 25197:** \$1250 College Credit (1.0)

*(\$35 lab fee payable upon registration)*

*Instructor: Leslie Ross-Robertson*

*XGRD5105*



# Sculpture

---

**All courses take place at Otis College of Art and Design's Elaine & Bram Goldsmith Campus, unless otherwise noted.**

---

## Introduction to Sculpture

Students explore sculptural expression through the use of traditional and non-traditional materials and methods from stone carving to mixed media. Course focuses on heightening visual awareness of line, shape, form, space, scale, texture, and surface quality.

**Prerequisite:** None

**First class materials:** Supply list provided at first class.

*June 4 – August 6*

*Thur 7:00–10:00pm / 10 sessions / 12 students*

**Reg# 25327:** \$395 Non-credit

**Reg# 25328:** \$430 Certificate Credit

**Reg# 25329:** \$1250 College Credit (1.0)

*Instructor: Rude Calderon*

*XSCP1609*

## Welding/Metal Sculpture

Students receive instruction on the visual and physical properties of metal and various welding techniques and applications. Course focuses primarily on the use of steel for student projects. Emphasis is placed on maintaining a safe environment in which to weld. Covers welding procedures including gas, brazing, arc, MIG, TIG, and plasma cutting. Also covers shaping and fabricating tools and techniques. Students work on their own individual projects during class. Instructor guides students to create projects based on skill and equipment restrictions. Each student completes one welding project.

**Prerequisite:** None

**First class materials:** First class period is a lecture with no hands-on practice. Further discussion, handouts and materials list will be provided. Students supply all metals and materials for individual projects; some practice metals will be supplied by instructor.



*May 30 – August 8 (no mtg. 7/4)*

*Sat 10:00am–1:00pm / 10 sessions / 10 students*

**Reg# 25330:** \$395 Non-credit

**Reg# 25331:** \$430 Certificate Credit

**Reg# 25332:** \$1250 College Credit (1.0)


*(\$35 lab fee payable upon registration)*

*Instructor: Julia Montgomery*

*XSCP1622*



# HANDCRAFTED ART & DESIGN



For further information, please call 310-665-6850.  
To register, visit [www.otis.edu/ce](http://www.otis.edu/ce)

- > Ceramics
- > Furniture & Woodworking
- > Jewelry Design
- > Metal

"Sustained Beauty", Joan Takayama-Ogawa

---

**All courses take place at Otis College of Art and Design's Elaine & Bram Goldsmith Campus, unless otherwise noted.**

---

# Ceramics

## Introduction to Ceramic Production

With emphasis on functional ceramics, students are introduced to two-piece plaster mold making, slip casting, hump and slump molds, extrusion, potter's wheel, and low fire non-toxic glazes. By the end of the course, students produce a cup, bowl, plate, and vase.

**Prerequisite:** None

**First class materials:** TBD

*May 30 – August 8 (no mtg. 7/4)*

*Sat 1:00–4:00pm / 10 sessions / 12 students*

**Reg# 25333:** \$395 Non-credit

**Reg# 25334:** \$430 Certificate Credit

**Reg# 25335:** \$1250 College Credit (1.0)

*(\$35 lab fee payable upon registration)*

*Instructor: Robert Miller*

*XCER1106*

**NEW!**

## Low Fire Glaze Technology

In this course, students work with ceramic raw materials and learn how they are used in clay body and glaze formulation. Course begins by focusing on the origins and characteristics of clay as students investigate the raw materials that go into formulating clay bodies. Examines the function and composition of slips and engobes and the ways in which color relates to clay bodies. The second portion of the course concentrates on the raw materials used in formulating glazes and fired ceramic surfaces. Through lectures, study, testing, and exploration students learn about the characteristics of the different materials and the role they play in glaze formulation. Instruction takes the form of lectures, labs, as well as group and individual consultation.

**Prerequisite:** Introduction to Ceramic Production

**First class materials:** All students must have a NIOSH approved dust mask and wear it whenever you are working with dry raw materials. Additional materials include notebook, containers for

mixing, cups for testing (minimum of 12), masking tape, clean-up sponge. Primary text for the course is *Clay and Glazes* for the Potter, Daniel Rhodes; other readings will be recommended.

*June 2 – August 4*

*Tues 7:00–10:00pm / 10 sessions / 12 students*

**Reg# 25418:** \$395 Non-credit

**Reg# 25419:** \$430 Certificate Credit

**Reg# 25420:** \$1250 College Credit (1.0)

*Instructor: Douglas Blechner*

*XCER1106*

**NEW!**

## Mosaics: Introduction to Pique-Assiette\*

In this one day workshop, students learn how to create mosaics using the mosaic medium known as Pique-Assiette, which literally means in French “stolen from plates”. In this age-old technique, mosaics are created from artfully arranging shards of broken china, porcelain, ceramic tile and dishes. Each student completes an 8" square trivet or 8" square art piece for the wall. Covers plate selection, design ideas, cutting strategies, attaching and grouting.

**Prerequisite:** None

**First class materials:** \$35 materials fee payable to the instructor at first class meeting includes one base to work on, adhesive, grout and an assortment of china and mosaic tesserae. Tile nippers will be available for use and also for purchase if desired. If they would like to, students may bring their own china plates that are suitable for repurposing including cups and objects with personal meaning. For example: English Staffordshire or Transferware, Spode, Limoges. Bring a sack lunch, water and safety eyewear if you won't be wearing any glasses.

*July 18*

*Sat 9:30am–4:30pm / 1 session / 10 students*

**Reg# 25421:** \$99 Non-credit

*Instructor: Karen Silton*

*XCER1108*

## Open House

CONTINUING EDUCATION

Sunday, May 17, 2015 1pm-3pm

Goldsmith Campus in Westchester  
9045 Lincoln Boulevard, 2nd floor

For reservations and further information,  
please call 310-665-6850.

## Furniture & Woodworking

### Machine Woodworking

Students are introduced to the basics of tool usage, wood joinery, and safe woodworking practices. Through lectures and hands-on training, students design and construct objects of their choice using the techniques of furniture making. Course topics include selecting and milling lumber, five basic wood joints, glues, Japanese and European hand tools, fasteners and finishing. Advanced students are invited to use wood lamination and carving techniques for their projects. Students must pass a safety test to use the woodworking shop.

**Prerequisite:** None

**First class materials:** Students should bring a rigid tape measure and materials for drawing and note taking to every class. Class materials provided by student, cost of materials not included. Cost of project vary depending on student's design.

*June 1 – August 3*

*Mon 6:30–9:30pm / 10 sessions / 10 students*

**Reg# 25336:** \$395 Non-credit

**Reg# 25337:** \$430 Certificate Credit

**Reg# 25338:** \$1250 College Credit (1.0)

*(\$35 lab fee payable upon registration)*

*Instructor: Andrew Armstrong*

*XFRN1617*

## Jewelry Design

### Jewelry Design

An intensive, hands-on workshop on jewelry/ metal fabrication techniques. Workshop focuses on developing metalworking skills including piercing, finishes, surface enrichment, mechanical joinery, soldering, and basic stone setting. First class meets for approximately three hours.

**Prerequisite:** None

**First class materials:** Materials list provided at first meeting.

*June 6 – July 18 (no mtg. 7/4)*

*Sat 9:00am–3:00pm / 6 sessions / 12 students*

**Reg# 25340:** \$395 Non-credit

**Reg# 25341:** \$430 Certificate Credit

**Reg# 25342:** \$1250 College Credit (1.0)

*Instructor: Carol Arutian*

*XJWL3012*

### Introduction to Fine Silver Metal Clay\*

**At the Skirball Cultural Center**

Ancient jewelry making techniques converge with new millennium technology through Precious Metal Clay. Fine silver particles suspended in an organic binder and water form a wonderfully malleable material that can be formed like earthen clay. When fired in a kiln it fuses or “sinters” together to become a .999, pure silver object. In this intensive workshop, students begin to master PMC as they learn how to texture, set gems, roll coils, form custom bails, re-hydrate dry material, and safely use a butane torch to fire creations made at home. Students create an original pair of earring drops and pendant. Course covers various finishing methods including wire brushing, burnishing, and patinas.

**Prerequisite:** None

**First class materials:** \$65 materials fee payable to instructor at first class meeting includes one package of Precious Metal Clay and 2 faceted lab grown gemstone. Syringe, paste, and paper clay are also available for use and a loaner tool kit is provided. Additional supplies may be purchased as desired. Bring sack lunch, water, and eye magnification.

*May 30*

*Sat 9:00am–5:00pm / 1 session / 12 students*

**Reg# 25343:** \$99 Non-credit

*Instructor: Delia Marsellos-Traister*

*XJWL3018*



## Fine Silver Metal Clay Techniques\*

At Otis' Elaine & Bram Goldsmith Campus

Enrich your jewelry design experience with Precious Metal Clay. This wonderfully malleable material, consisting of fine silver particles suspended in an organic binder and water, can be formed like earthen clay. When fired in a kiln it fuses or "sinters" together to become a .999 pure silver object. In this course students explore PMC techniques while making bead caps and cones, setting lab-grown gemstones and dichroic glass cabachons, creating hollow beads, and moldmaking. Due to time restraints, pieces completed in class will be fired at the instructor's studio and returned for finishing by the student.

**Prerequisite:** None (Recommended: XJWL3018 Introduction to Precious Metal Clay)

**First class materials:** \$200 materials fee payable to instructor in two parts, \$100 at first class meeting and \$100 at 4th class meeting; includes PMC™ and faceted lab grown gemstones, dichroic glass, ceramic shard, bisque bead, and other materials necessary for completing all projects. Syringe, paste and paper are also available for use and a loaner tool kit is provided. Additional

clay products may be purchased as desired. Bring snack, water, and eye magnification.

June 3 – July 22

Wed 7:00–10:00pm / 8 sessions / 12 students

**Reg# 25344:** \$235 Non-credit

**Instructor:** Delia Marsellos-Traister  
XJWL3020

## Introduction to Glass Fusing\*

At the Skirball Cultural Center

The technique of glass fusing dates back to ancient Egypt and Rome. Glass fusing is the binding of two or more pieces of compatible glass with heat. At temperatures of 1450F to 1700F degrees the pieces merge together to form one piece of glass. Lower temperatures can produce a variety of textural effects. The raw materials come in sheet, rod, frit and powdered glass form and through a variety of techniques can be turned into elements for sculpture and jewelry. This one-day class introduces students to visual and elemental properties of glass. Students are also instructed how to use basic glass cutting tools to create a variety of organic as well as geometric shapes. Students may select from a wide array of

## Early Bird Discount

Otis Continuing Education offers a \$50 discount on most courses, for students enrolling on or before the Open House on May 17, 2015.

For more information, see page 100.

fused glass colors and dichroic glass and will have the opportunity to begin to explore this versatile medium through creating several pieces that could be used as pendants, brooches, earrings or cabochons at a later time. Also includes a Power-Point presentation.

**Prerequisite:** None

**First class materials:** \$25 lab fee covers the cost of materials and firing for the class projects. (Projects will be fired at instructor's studio and returned to students via mail.) Bring a small USPS priority mail box to class with self-addressed label. Loaner glass cutting tools will be provided and may be purchased as desired. Bring a 3" x 6" quilter's plexi-glass ruler, one bottle of clear school glue, thin tip sharpie, scissors, safety eyewear and magnification. Bring sack lunch and water.

*July 11*

*Sat 9:30am–4:30pm / 1 session / 10 students*

**Reg# 25448:** \$99 Non-credit

*Instructor: Karen Silton*

*XCRF6111*

## Metal

### Welding/Metal Sculpture

Students receive instruction on the visual and physical properties of metal and various welding techniques and applications. Course focuses primarily on the use of steel for student projects. Emphasis is placed on maintaining a safe environment in which to weld. Covers welding procedures including gas, brazing, arc, MIG, TIG, and plasma cutting. Also covers shaping and fabricating tools and techniques. Students work on their own individual projects during class. Instructor guides students to create projects based on skill and equipment restrictions. Each student completes one welding project.

**Prerequisite:** None

**First class materials:** First class period is a lecture with no hands-on practice. Further discussion, handouts and materials list will be provided. Students supply all metals and materials for individual projects; some practice metals will be supplied by instructor.

*May 30 – August 8 (no mtg. 7/4)*

*Sat 10:00am–1:00pm / 10 sessions / 10 students*

**Reg# 25330:** \$395 Non-credit

**Reg# 25331:** \$430 Certificate Credit

**Reg# 25332:** \$1250 College Credit (1.0)

*(\$35 lab fee payable upon registration)*

*Instructor: Julia Montgomery*

*XSCP1622*

# PHOTOGRAPHY



For further information, please call 310-665-6850.  
To register, visit [www.otis.edu/ce](http://www.otis.edu/ce)



# Photography

**PHOTOGRAPHY CERTIFICATE PROGRAM** is a sequence of 10 courses designed to offer training in the technical and creative skills necessary to enter commercial and fine art photography as a photographer (SOC 27-4021\*) Entry-level positions, such as an assistant in the studio, gallery, or academic environment are also possible after completing the program. Students are also prepared to start freelance work with the knowledge of cameras, lighting, aesthetics, printing, editing, promotion, and presentation formats needed for their specialized area of photography.

## THE 10 COURSE SEQUENCE

The Certificate Program requires five core courses, plus five elective courses. Advisors are available to help students choose elective courses. For further information, or to speak with a counselor, please call 310-665-6850.

### Core Courses [5]:

- XPHO2010** Introduction to Photography
- XPHO2012** Introduction to Black & White Darkroom
- XPHO2500** Lighting Techniques
- XPHO2060** Introduction to Color Photography
- XPHO2004** Intermediate Photography

### Electives [5]:

See electives below. For further information about the Certificate Program, or to speak with a counselor, please call 310-665-6850.

## ESTIMATED TOTAL PROGRAM COST

The estimated program costs listed below are based on students completing two courses per term (four terms) over a two-year period.

Certificate Application:	\$175
Tuition:	\$4,580
Fees:	\$195
Lab Fees:	\$315
Supplies & Books:	\$2,300
<b>Total:</b>	<b>\$7,565</b>

**Note:** Certificate program courses are open to all students. Students, interested in taking certificate program courses for professional growth or personal development, are welcome to attend.

For further information, or to speak with a counselor, please call 310-665-6850.

**All courses take place at Otis College of Art and Design's Elaine & Bram Goldsmith Campus, unless otherwise noted.**

## CORE COURSES:

### Introduction to Photography

Black and white photography is a critical building block for any photographer or artist who would like to develop an understanding of and use color and digital photography. This hands-on photography course combines technical information with conceptual skills. Topics include using a 35mm camera, black and white film choices, camera formats, lenses, ASA, aperture, light meters, depth of field, and shutter speeds. Also covers how to compose an image and shoot in natural and ambient light sources to create great everyday photographs. Students develop a vocabulary for "reading" and evaluating images. Course includes assignments, demonstrations, an in class shoot, individual and group critiques, lab/darkroom sessions, midterm, and final presentations of photographs.

**Prerequisite:** None

**First class materials:** Students must have a 35mm camera that can be used manually or a camera that is both manual and automatic.



*May 30 – August 8 (no mtg. 7/4)*  
*Sat 1:00–4:00pm / 10 sessions / 14 students*  
**Reg# 25345:** \$395 Non-credit  
**Reg# 25346:** \$430 Certificate Credit  
**Reg# 25347:** \$1250 College Credit (1.0)  
*(\$35 lab fee payable upon registration)*  
*Instructor: Laura London*  
*XPHO2010*

## Introduction to the Black & White Darkroom

Instruction covers basic black and white darkroom equipment and processes. Students develop 35mm film and make black and white prints using various papers. Among the techniques demonstrated are cropping, burning and dodging, contrast control, print format, and spotting. Discussions cover film choices, darkroom safety, archival processes, and the creative aspects of black/white darkroom controls leading to enhanced personal expression. Although some basic 35mm camera experience is recommended, both beginning and advanced students who wish to learn basic darkroom skills may enroll.

**Prerequisite:** XPHO2010 Introduction to Photography

**First class materials:** One package of 8" x 10" RC (Resin Coated) Photographic Paper. Supply list of additional materials provided at the first class meeting.

*June 1 – August 3*  
*Mon 7:00–10:00pm / 10 sessions / 14 students*  
**Reg# 25348:** \$395 Non-credit  
**Reg# 25349:** \$430 Certificate Credit  
**Reg# 25350:** \$1250 College Credit (1.0)  
*(\$35 lab fee payable upon registration)*  
*Instructor: Patrick Miller*  
*XPHO2012*

## Lighting Techniques

Understanding how light interacts with your subject is as important as understanding how to use your camera. In this hands-on course students are introduced to the technical and aesthetic concerns of both natural (outdoor) and studio (strobe) lighting. Course covers lighting techniques including use of light meters, reflectors, fill flash, soft boxes, and the safe operation of strobe equipment. Students photograph a variety of subjects (people and products) to understand how lighting problems and solutions are inherent

in each. Course is held in the Otis Lighting Studio. Students should bring samples of work to first class meeting.

**Prerequisite:** XPHO2010 Introduction to Photography or equivalent knowledge. Students must have working knowledge of traditional/digital manual camera functions.

**First class materials:** Digital cameras required for all class instruction. Film cameras may be used with the approval of Instructor.

*June 3 – August 5*  
*Wed 7:00–10:00pm / 10 sessions / 12 students*  
**Reg# 25351:** \$395 Non-credit  
**Reg# 25352:** \$430 Certificate Credit  
**Reg# 25353:** \$1250 College Credit (1.0)  
*(\$35 lab fee payable upon registration)*  
*Instructor: David Callichio*  
*XPHO2500*

## Digital Photography

### Online Course

This course is designed for the intermediate or advanced photography student. Using new technology, students work in traditional themes of still life, portraiture, and documentation. The course covers how to use your digital camera and develop a full in-depth understanding of Adobe Photoshop. Students use the computer to edit, manipulate, and enhance their images. The course focuses on working with RAW image files, color space, advance exposure settings, white balance, and camera capture. Through assignments in Photoshop, students explore color management, workflow, color correction, creating actions, re-touching, and compositing. This course is a must for those who want to explore the exciting world of Digital Photography. Enrollment deadline: Monday, May 25, 2015.

**Prerequisite:** Basic knowledge of a computer, XPHO2010 Introduction to Photography, and XDMA9009 Digital Imaging I

**First class materials:** Students may bring their camera and note-taking materials

*June 1 – August 8*  
*Weekly / Varied / 14 students*  
**Reg# 25412:** \$395 Non-credit  
**Reg# 25413:** \$430 Certificate Credit  
**Reg# 25414:** \$1250 College Credit (1.0)  
*Instructor: Eugene Ahn / Joanne Kim*  
*XPHO2850*

# Open House

## CONTINUING EDUCATION

Sunday, May 17, 2015 1pm-3pm

Goldsmith Campus in Westchester  
9045 Lincoln Boulevard, 2nd floor

For reservations and further information,  
please call 310-665-6850.

## Fashion Photography

In this course students learn what it takes to become a fashion photographer. Course covers the difference between editorial and advertising; working with models, stylists, hair stylists and make-up artists; coordinating a photo shoot and various influences in the field of fashion photography. Also discusses business practices, technical expertise, and qualities of great fashion photography. Includes shoots with models and make-up artists. Students must provide their own camera equipment (traditional or digital may be used). Students are responsible for shooting their own color/black and white film and producing traditional or digital prints. Photography prints are brought to class each week for critique and discussion.

**Prerequisite:** Introduction to Photography, Introduction to Black and White Darkroom or Introduction to Color Photography, Introduction to Digital Photography, and students must have knowledge of traditional/digital camera manual functions

**First class materials:** TBD

*June 4 – August 6*

*Thur 7:00–10:00pm / 10 sessions / 12 students*

**Reg# 25354:** \$395 Non-Credit

**Reg# 25355:** \$430 Certificate Credit

**Reg# 25356:** \$1250 College Credit (1.0)

*(\$35 lab fee payable upon registration)*

*Instructor: Raul Vega*

*XPHO2402*

## OTHER COURSES OF INTEREST:

### Street Photography

**At Otis' Mid-Wilshire Studio**

The 2011 exhibition Art in The Streets at The Geffen Contemporary in downtown Los Angeles drew record crowds and confirmed the influence of the urban environment on the way we look and see. Photography has played a vital role in the development of this influence. The tradition of street photography emerged early in the twentieth century with modernist masters Henri Cartier-Bresson and Alfred Stieglitz, and expanded with contributions by Weegee, Robert Frank, and Lee Friedlander, among others. Join Otis Chair Emeritis, Ave Pildas on an exploration of the streets and sites of Southern California. Capture the moment. Discover what, when, where and how to shoot photographs on the street. Learn the etiquette of street photography, the do's and don'ts of shooting, and your rights as a photographer. Acquaint yourself with equipment and techniques. Course focuses on subject matter, composition, and developing your own personal style. We shoot as a group in historic locations like downtown Los Angeles, Venice Beach and Hollywood Boulevard. In the classroom, we will look at examples of successful street photography and critique the photographs that result from our shoots.

*May 31 – July 12 (no mtg. 7/5)*

*Sun 9:30am–12:30pm / 6 sessions / 14 students*

*Location: 6124 Wilshire Blvd., Los Angeles 90048*

**Reg# 25357:** \$225 Non-credit

*Instructor: Ave Pildas*

*XPH2700*

# PRE-COLLEGE AND K-12 PROGRAMS



For further information, please call 310-665-6850.  
To register, please call 310-665-6950.

> Portfolio Development  
> Young Artist Workshops

# Portfolio Development and College Preparation

Building a strong portfolio is essential for admission to Otis and other colleges of art and design. These specialized courses focus on skill-building, creative self-expression, in-depth exploration of art materials and techniques. All courses are taught by practicing professional artists, many of whom teach in Otis' undergraduate programs. Geared towards portfolio development to support application to Otis and other colleges of art and design.

**All courses take place at Otis College of Art and Design's Elaine & Bram Goldsmith Campus, unless otherwise noted.**

## Portfolio Preparation: Observational Drawing\*

In this course, students draw from observation and develop perceptual and pictorial skills. Instruction covers drawing techniques and fundamental design principles. Students develop their creative and aesthetic sensibilities, establishing a foundation for all visual art pursuits. Assignments are geared towards portfolio requirements. Advice and direction is available for those students preparing a portfolio for art college admissions. Includes a guest lecture by a counselor from Otis' Admissions Office who offers information on college requirements.

**Prerequisite:** None

**First class materials:** 18" x 24" drawing board, 18" x 24" drawing pad (no newsprint, no bond paper), HB, 2B, and 4B drawing pencils, 2B and 4B charcoal pencils, 1 kneaded eraser, 1 Mars white eraser.

*May 30 – August 8 (no mtg. 7/4)*

*Sat 9:30am–12:30pm / 10 sessions / 20 students*

**Reg# 25368:** \$285 Non-credit

*Instructor: Scott Zaragoza*

*XPFP1162*

## Portfolio Preparation: Advanced Drawing / Introduction to the Figure\*

This course further develops skills of observation, spatial analysis, and compositional organization. Traditional and experimental drawing activities allow the student to develop their problem solving skills by exploring conceptual challenges in a variety of media. A portion of the class meetings are devoted to figure drawing from a live nude model. Proportion and structure as well as gesture and expressive qualities of the figure are introduced. Advice and direction is available for those students preparing a portfolio for art college admissions. Includes a guest lecture by a counselor from Otis' Admissions Office who offers information on college requirements.

**Prerequisite:** Basic Drawing or equivalent experience

**First class materials:** 18" x 24" drawing board, 18" x 24" white bond paper pad, 18" x 24" newsprint pad, 2 charcoal pencils soft or ex-soft, 1 kneaded eraser, 1 white eraser, 1 X-acto knife, 24 color box of oil pastels (no soft or chalk pastels), 2 sheets of Canson Mi-Teintes brand felt grey or steel grey colored paper.

*May 30 – August 8 (no mtg. 7/4)*

*Sat 1:00–4:00pm / 10 sessions / 20 students*

**Reg# 25369:** \$285 Non-credit

*Instructor: Scott Zaragoza*

*XPFP1070*



**NEW!**

## Portfolio Preparation: Mixed-Media Narrative Painting\*

In this course, students create narrative-based paintings from assembled installations made out of mixed-media handmade props and found objects. Form, composition, and spatial concerns are some of the elements considered as a means to describe the essence of the subject in one's own personal language. Course explores the use of color, painting mediums, as well as various ways of manipulating the painting surface.

**Prerequisite:** Basic Drawing or equivalent experience

**First class materials:** Note-taking materials, one small tube (approx 37 ml) of Payne's Gray, one No. 6 round bristle brush, turpenoid, disposable paper palette, and one 11" x 14" pre-gessoed canvas, canvas board, or wood panel. Two jars, rags or old t-shirt, box to carry your supplies (Note: complete painting materials list will be distributed at first meeting).

*May 30 – August 8 (no mtg. 7/4)*

*Sat 9:30am–12:30pm / 10 sessions / 20 students*

**Reg# 25437:** \$285 Non-credit

*Instructor: Marjan Hormozi*

*XPFP1267*

## Portfolio Preparation: Life Drawing and Painting\*

This course focuses on drawing and painting the human figure. Emphasis is placed on understanding and conceptualizing the body as form in space, while considering the figure as an element of composition. Using traditional drawing materials, volumetric drawing serves as the foundation for further study. Students explore painting techniques and concepts through the use of acrylic paint.

**Prerequisite:** Basic Drawing or equivalent experience

**First class meeting:** Smooth newsprint and/or bond paper (18" x 24"); 18" x 24" drawing board. Assorted pencils: soft charcoal, "carbon", dark pastel, dark colored pencils (Prismacolor or Poly-Chromos). "Soft" compressed charcoal sticks; Nupastel stick (earth tone). Assorted blending "stumps" and tortillons; kneaded rubber eraser; razor blades or retractable razor knife; 1 piece #100 grit sandpaper; chamois. Materials list for painting supplies will be distributed at first meeting.

*May 31 – August 9 (no mtg. 7/5)*

*Sun 9:30am–12:30pm / 10 sessions / 20 students*

**Reg# 25371:** \$285 Non-credit

*Instructor: Ken Jones*

*XPFP1170*

**Portfolio Preparation is generously  
supported by Sony Pictures Entertainment.**

# SUMMER OF ART 2015

COLLEGE PREPARATION PROGRAM

LOS ANGELES  
JULY 6 – JULY 31

[WWW.OTIS.EDU/SOA](http://WWW.OTIS.EDU/SOA)

**SUMMER OF ART IS AN INTENSIVE ART AND DESIGN PROGRAM DESIGNED TO DEVELOP AND ENHANCE ARTISTIC AND CREATIVE SKILLS.**

Free Information Session:  
Sunday, May 17, 2015 1:30-2:30pm  
(During the Otis Continuing Education Open House, see the inside front cover for details)

- FOR STUDENTS AGES 15 AND OLDER
- A COLLEGE IMMERSION EXPERIENCE
- FOUR WEEKS IN JULY
- OPTIONAL HOUSING PROGRAM
- SCHOLARSHIPS AVAILABLE
- ENGLISH LANGUAGE IMMERSION COURSES AVAILABLE

For more information, or to be added to our mailing list, please call 310-665-6864, email [soa@otis.edu](mailto:soa@otis.edu), or visit [www.otis.edu/soa](http://www.otis.edu/soa).

**OTIS** | CONTINUING EDUCATION  
| & PRE-COLLEGE PROGRAMS

Artwork: Alexandra Perez, Summer of Art 2013



# Young Artist Workshops

Young Artists Workshops are designed to give children and teens an equal measure of traditional art skills and spontaneous creative experiences. Children's courses introduce the elements and principles of art (line, tone, perspective, color, composition) while encouraging personal expression and exploration. Teen courses provide in-depth exploration of art materials and techniques, while further examining creative ideas through class discussions. The goal is to build self-confidence and have fun.

During the summer, Otis Continuing Education and Pre-College Programs offers a full day of courses, five days a week, for children ages 5-15. If desired, children and teens can attend both a morning and afternoon session. A supervised lunch break is available for a nominal \$50 fee, for those students who attend a full day (meals not included). This fee is paid upon check-in on the first day of each 2-week session. Weekend courses are also available throughout the summer. Please call (310) 665-6850 for further information.

---

**All courses take place at Otis College of Art and Design's Elaine & Bram Goldsmith Campus, unless otherwise noted.**

---

## SUMMER CAMP / SESSION 1: JUNE 8 – JUNE 19

---

### The Portrait in 2D and 3D: Ages 5-8 and 9-12\*

Learn how to draw and construct portraits in the style of the Renaissance, African art, cubism, and surrealism. This course allows you to explore the human face in a wide range of 2D techniques including drawing, painting, collage, and photography. Then, you'll work in 3D with clay to create a sculpture as well as wire to create a 3D portrait drawing in space. Learn to draw individual features of the face and become an expert at the hardest of them all, the nose and the ear.

**First class materials:** \$35 lab fee payable to the instructor for supplies.

#### Ages 5-8

*June 8 – June 19*

*M-F 9:00am–12:00pm / 10 sessions / 15 students*

**Reg# 25373:** \$275 Non-credit

*Instructor: Julianna Ostrovsky*

*XCHL8131*

#### Ages 9-12

*June 8 – June 19*

*M-F 1:00–4:00pm / 10 sessions / 15 students*

**Reg# 25374:** \$275 Non-credit

*Instructor: Julianna Ostrovsky*

*XCHL8132*

### Patterns and Painting: Ages 5-8 and 9-12\*

Patterns can be found everywhere, from the natural environment, like the rings of a tree, to items designed by people, such as the clothes we wear. In this course, explore different ways of making two dimensional works of art by utilizing patterns and repetition. Create abstract and representational works while learning the fundamental techniques of painting and drawing. Taking cues from contemporary artists, you'll have fun experimenting with Op art, Pop art, geometric abstraction, and more.

**First class materials:** \$35 lab fee payable to the instructor for supplies.

#### Ages 5-8

*June 8 – June 19*

*M-F 1:00–4:00pm / 10 session / 15 students*

**Reg# 25376:** \$275 Non-Credit

*Instructor: John Weston*

*XCHL8205*



## **Ages 9-12**

*June 8 – June 19*

*M-F 9:00am–12:00pm / 10 session / 15 students*

**Reg# 25375:** \$275 Non-Credit

*Instructor: John Weston*

*XCHL8200*

## **Painting Studio: Ages 13-15\***

In this course, students are introduced to the fundamentals of painting, from preparing the surface to a finished piece. Students focus on composition, shape, volume, and visual space while working from real life objects and images. Emphasis is on drawing and painting skills, and developing one's own unique personal style.

First class materials: \$35 lab fee payable to the instructor for supplies.

*June 8 – June 19*

*M-F 9:00am–12:00pm / 10 sessions / 15 students*

**Reg# 25377:** \$275 Non-credit

*Instructor: Ken Jones*

*XCHL8210*

## **Fundamentals of Drawing: Ages 13-15\***

In this course fundamentals of drawing are introduced. Students use graphite, charcoal and chalk pastel to learn basic elements of drawing such as line, shape, texture, color and value in relation to concepts in drawing. Instruction covers drawing techniques and design principles. Students develop their creative and aesthetic sensibilities, setting a foundation for all visual art pursuits.

**First class materials:** 11" x 14" drawing pad (or equivalent that can be used for charcoal and graphite), 11" x 14" newsprint pad (or similar size), basic set of graphite drawing pencils (at least 4 different pencils), compressed charcoal stick set, 1 kneaded eraser, 1 Mars white eraser, pencil sharpener with shavings receptacle/canister, vine/willow charcoal stick set, gray paper stumps, basic set of colored chalk pastels, glue stick, scissors, 12" ruler.

*June 8 – June 19*

*M-F 1:00–4:00pm / 10 sessions / 15 students*

**Reg# 25378:** \$275 Non-credit

*Instructor: May Jong*

*XCHL8019*

## **SUMMER CAMP / SESSION 2: JUNE 22 – JULY 2 (no mtg. 7/3)**

---

### **Cartooning for Kids: Ages 5-8 and 9-12\***

Do you find yourself doodling when watching cartoons? Are you a creative person? Do you want to advance your cartooning skills? In this course, students improve basic drawing skills while learning to create their own unique characters. Using classic and contemporary cartoons as inspiration, young artists work on drawing facial expressions, simplified figures, and action poses. Also covers plot development and story boarding. Whether you are interested in "Looney Tunes" or "Japanese Anime", this class helps boys and girls express themselves and have fun with cartooning.

**First class materials:** \$35 lab fee payable to instructor for supplies.

#### **Ages 9-12**

*June 22 - July 2 (no mtg. 7/3)*

*M-F 9:00am–12:00pm / 9 sessions / 15 students*

**Reg# 25381:** \$250 Non-credit

*Instructor: John Weston*

*XCHL8002*

#### **Ages 5-8**

*June 22 - July 2 (no mtg. 7/3)*

*M-F 1:00–4:00pm / 9 sessions / 15 students*

**Reg# 25382:** \$250 Non-credit

*Instructor: John Weston*

*XCHL8003*

### **Sculpture, Installation Art, and Sound: Ages 5-8 and 9-12\***

This summer Sculpt, Rattle, and Roll by creating sculptures inspired by the musical instrument. Build with cardboard, wire, clay and wood, while adding the element of sound to your creations. Course explores traditional instruments like the rain stick and the hand drum, the whistle and the rattle, for inspiration as you create interactive sculptural installations.

**First class materials:** \$35 lab fee payable to the instructor for supplies.

### **Ages 5-8**

*June 22 – July 2 (no mtg. 7/3)*

*M-F 9:00am–12:00pm / 9 sessions / 15 students*

**Reg# 25379:** \$250 Non-credit

*Instructor: Julianna Ostrovsky*

*XCHL8136*

### **Ages 9-12**

*June 22 – July 2 (no mtg. 7/3)*

*M-F 1:00–4:00pm / 9 sessions / 15 students*

**Reg# 25380:** \$250 Non-credit

*Instructor: Julianna Ostrovsky*

*XCHL8137*

## **Introduction to Character Design – Drawing Your Favorite Heroes, Heroines, and Fantasy Figures: Ages 13-15\***

Learn the steps to confidently draw your favorite super heroes, heroines, fantasy figures and characters. Using the magic blue pencil, expand your artistic vocabulary and discover the secret of bringing your characters to life. Course covers staging, silhouette, posture, structure, costume, color, and shapes, enabling students to create characters imbued with human traits. Discover how to create an imaginative world for your characters complete with background, middle ground, and foreground.

**First class materials:** \$35 lab fee payable to instructor for supplies

*June 22 – July 2 (no mtg. 7/3)*

*M-F 9:00am–12:00pm / 9 sessions / 15 students*

**Reg# 25384:** \$250 Non-credit

*Instructor: Mayuka Thais*

*XCHL8220*

## **Introduction to Sculpture: Ages 13-15\***

In this course, students create three-dimensional artworks while investigating the materials and methods of sculpture. Contemporary artists have moved away from traditional mediums such as stone, bronze casting, wood, and ceramics and have adopted an array of new mediums such as plaster, discarded items, industrial materials and manufacturing methods, and ephemeral media. This course explores some of these newer mediums and how young sculptors today can implement these materials.

**First class materials:** \$35 lab fee payable to instructor for supplies.

*June 22 – July 2 (no mtg. 7/3)*

*M-F 1:00–4:00pm / 9 sessions / 15 students*

**Reg# 25396:** \$250 Non-credit

*Instructor: Josh Callaghan*

*XCHL8010*

## **SUMMER CAMP / SESSION 3: JULY 6 – JULY 17**

---

### **3rd Dimensionality: Ages 5-8 and Ages 9-12\***

Want to take a break from drawing and build some cool stuff? This unique class enables young artists to explore a wide range of three-dimensional media. Projects include constructions in wood, clay, wire, paper, plaster, and re-cycled materials. Students explore three-dimensional art of various cultures such as American Folk Art and Japanese Origami. Works from famous artists such as Alexander Calder's "Circus" and Degas' "Dancers" will be shown to inspire young sculptors.

**First class materials:** \$35 lab fee payable to instructor for supplies.

### **Ages 5-8**

*July 6 – July 17*

*M-F 1:00–4:00pm / 10 sessions / 15 students*

**Reg# 25388:** \$275 Non-credit

*Instructor: John Weston*

*XCHL8033*

### **Ages 9-12**

*July 6 – July 17*

*M-F 9:00am–12:00pm / 10 sessions / 15 students*

**Reg# 25387:** \$275 Non-credit

*Instructor: John Weston*

*XCHL8033*

## Painting: Fantasy, Fairytales, and Science Fiction for Ages 5-8 and 9-12\*

In this introductory painting course students learn techniques of composition, color, and design while having fun. Bring your favorite fantasy book, favorite story, dream diary, or alien adventure to inspire a vision that is out of this world. Students ages 9-12 will be using student grade acrylic on canvas. Student ages 5-8 will work with quality tempera paint on watercolor paper.

**First class materials:** \$35 lab fee payable to instructor for supplies.

### Ages 5-8

*July 6 – July 17*

*M-F 9:00am–12:00pm / 10 sessions / 15 students*

**Reg# 25385:** \$275 Non-credit

*Instructor: Julianna Ostrovsky*

*XCHL8009*

### Ages 9-12

*July 6 – July 17*

*M-F 1:00–4:00pm / 10 sessions / 15 students*

**Reg# 25386:** \$275 Non-credit

*Instructor: Julianna Ostrovsky*

*XCHL8009*

## Inventive Environments: Ages 13-15\*

Draw imaginary environments using line, form, value (light and dark), positive/negative space, and perspective. Using your imagination, create unique “worlds” while exploring physical setting and mood. Emphasis is placed on use of materials as well as designing all environmental elements from characters, objects, vehicles, landscapes to architecture.

**First class materials:** 18" x 24" drawing pad, 24" x 26" drawing board, 11" x 14" sketchbook, General's charcoal pencils (4B, 6B), Carb-Othello or Faber-Castell 12-24 count pastel pencil set, Nupastel stick (sanguine), soft compressed charcoal sticks, kneaded rubber eraser, chamois, blending stumps and/or tortillons, ballpoint pens. (Brand names suggested.)

*July 6 – July 17*

*M-F 9:00–12:00pm / 10 sessions / 15 students*

**Reg# 25389:** \$275 Non-credit

*Instructor: Ken Jones*

*XCHL8230*

**NEW!**

## Illustrative Painting: Ages 13-15\*

Express and develop your personal point of view – your ideas, experience, feelings, and style – on canvas. Experiment with new techniques, sharpen your skills, and explore new ways to communicate through your art. In this course, students paint one or more canvases using acrylics and other media. Starting with your current skill level and building upon it through instruction, create works of art that incorporate the elements and principles of art and design including color, shape, texture, space, value, line, composition, and perspective.

**First class materials:** \$35 lab fee payable to the instructor for supplies.

*July 6 – July 17*

*M-F 1:00–4:00pm / 10 sessions / 15 students*

**Reg# 25438:** \$275 Non-credit

*Instructor: Lauren Volk*

*XCHL8191*

## SUMMER CAMP / SESSION 4: JULY 20 – JULY 31

---

## Painting with Watercolors and Acrylics: Ages 5-8 and 9-12\*

Students use photographs, still life, and their imaginations, while exploring techniques of painting with watercolors and acrylics. Experiment with a variety of application techniques while using basic concepts such as composition and color. From thick impasto globs to thin washes of color students discover the many ways to make a painting.

First class materials: \$35 lab fee payable to the instructor for supplies.

### Ages 5-8

*July 20 – July 31*

*M-F 1:00–4:00pm / 10 session / 15 students*

**Reg# 25394:** \$275 Non-Credit

*Instructor: John Weston*

*XCHL8305*

### Ages 9-12

*July 20 – July 31*

*M-F 9:00am–12:00pm / 10 session / 15 students*

**Reg# 25393:** \$275 Non-Credit

*Instructor: John Weston*

*XCHL8300*



## Fundamentals of Drawing: Ages 13-15\*

In this course the fundamentals of drawing are introduced through a variety of drawing media. Students explore basic visual elements such as line, shape, texture and value in relation to drawing techniques and design principles. Students work from observation and their imagination to develop creative and aesthetic sensibilities, creating a foundation for further artistic exploration.

**First class materials:** 18" x 24" drawing pad, 24" x 26" drawing board, 11" x 14" sketchbook, General's charcoal pencils (4B, 6B), Carb-Othello pastel pencils (Browns/White), Prismacolor/ Poly-Chromos pencils (Dark Red/Blue), Nupastel stick (sanguine), soft compressed charcoal sticks, kneaded rubber eraser, chamois, blending stumps and/or tortillons, ballpoint pens. (Brand names suggested.)

*July 20 – July 31*

*M-F 9:00am–12:00pm / 10 sessions / 15 students*

**Reg# 25378:** \$275 Non-credit

*Instructor: Ken Jones*

*XCHL8019*

## Printmaking and Collage: Ages 5-8 and 9-12\*

In this course, students use found materials, photographs, recycled materials, and found paper to create collographs, monoprints, stencils, and other relief methods of printmaking. Students also create artworks using collage and assemblage. Using their unlimited creativity, children create drawings on found materials, which become their inspiration for shape, form, color, and texture.

**First class materials:** \$35 lab fee payable to instructor for supplies.

### **Ages 5-8**

*July 20 – July 31*

*M-F 9:00am–12:00pm / 10 sessions / 15 students*

**Reg# 25391:** \$275 Non-credit

*Instructor: Julianna Ostrovsky*

*XCHL8090*

### **Ages 9-12**

*July 20 – July 31*

*M-F 1:00–4:00pm / 10 sessions / 15 students*

**Reg# 25392:** \$275 Non-credit

*Instructor: Julianna Ostrovsky*

*XCHL8090*

## Introduction to Digital Photography: Ages 13-15\*

Learn the basics of the digital SLR camera and Adobe Photoshop while working in traditional themes of still life, portraiture, and documentation. In this course, you'll develop work through digital means by manipulating your own photographs and found photographs. Course covers color management, color correction, composing, and collaging. Includes one fieldtrip. Prior photography experience is not required.

**First class materials:** Students must purchase a copy card through the Business Office for printing purposes. Copy cards are available in \$10 and \$20 amounts.

*July 20 – July 31*

*M-F 1:00– 4:00pm / 10 sessions / 15 students*

**Reg# 25383:** \$350 Non-credit

*Instructor: Joanne Kim*

*XCHL8021*

# Open House

## CONTINUING EDUCATION

Sunday, May 17, 2015 1pm-3pm

Goldsmith Campus in Westchester  
9045 Lincoln Boulevard, 2nd floor

For reservations and further information,  
please call 310-665-6850.

## WEEKLY COURSES FOR YOUNG ARTISTS:

### Leonardo's Apprentice: Ages 5-8\*

When Leonardo da Vinci was young, he apprenticed with an older more experienced artist to learn the art trade. This early art experience introduced Leonardo to various materials and techniques: grinding and mixing pigments, learning geometry, mixing of colors, preparing panels, working of clay, and the actual act of painting itself. Using the old and modern masters as inspiration, students learn the fundamental techniques and principles of art. In this course young apprentices are introduced to basic art concepts including use of color, line, shape, texture, and composition, while learning a range of technical methods used by the masters themselves. Students learn to use various drawing, painting, and sculpture materials in a nurturing atmosphere, which stresses experimentation and exploration. The course is designed to heighten sensory awareness and build self-confidence in fundamental art making skills.

**First class materials:** \$35 lab fee payable to the instructor for supplies.

*May 30 – July 25 (no mtg. 7/4)*

*Sat 10:30am–12:30pm / 8 sessions / 15 students*

**Reg# 25399:** \$175 Non-credit

*Instructor: Karl Jean Petion*

*XCHL8027*

### Artists, Inventors, Makers of the Future: Ages 9-12\*

Design the future, learn about new urban architecture in Los Angeles, and get inspired by this city's historical buildings. In this course, you'll invent a new mode of transportation, a park in the sky, or even a zero-carbon school house. Build your ideas out of basic materials such as cardboard, recyclables, and found objects. This course is an art inventor intensive, for the creative kids of today.

**First class materials:** \$35 lab fee payable to the instructor for supplies.

*May 30 – July 25 (no mtg. 7/4)*

*Sat 1:00–4:00pm / 8 sessions / 15 students*

**Reg# 25434:** \$175 Non-credit

*Instructor: Karl Jean Petion*

*XCHL8056*

### Drawing Studio: Exploring Large Format for Ages 13-15\*

Learn the fundamentals of drawing while discovering your own artistic style. In this course you'll study three-dimensional structures, such as objects and figures, and translate them into two-dimensional drawings and mixed-media works of art. During the course you'll have the opportunity to experiment with large-scale formats and be guided to find and develop your individual creative voice.

**First class materials:** \$35 lab fee payable to the instructor for supplies.

*May 31 – July 26 (no mtg. 7/5)*

*Sun 1:30–4:30pm / 8 sessions / 15 students*

**Reg# 25402:** \$175 Non-credit

*Instructor: Ken Jones*

*XCHL8141*

**All courses take place at Otis College of  
Art and Design's Goldsmith Campus,  
9045 Lincoln Blvd, unless otherwise noted.**

# PROFESSIONAL DEVELOPMENT



For further information, please call 310-665-6850.  
To register, visit [www.otis.edu/ce](http://www.otis.edu/ce)

# Professional Development

Courses offered in the Professional Development Series are intended for individuals interested in expanding their professional art and design experience with further knowledge and expertise.

**Note:** Certificate students may take full courses to fulfill elective requirements, with the permission of the Continuing Education counselor.

**All courses take place at Otis College of Art and Design's Elaine & Bram Goldsmith Campus, unless otherwise noted.**

## How to Get Hung: A Practical Guide for Emerging Artists\*

Whether your goal is to exhibit or to sell your work, your portfolio needs to be top notch and your personal presentation has to produce results. Join Gallery owner and radio personality Molly Barnes as she guides students through all aspects of building an art career, with tips on galleries and what sells. Course covers how to make slides, resumes, bios, as well as how to talk about your work. Class discussions and informal portfolio reviews enable students to develop effective marketing techniques. Course also explores selling through art galleries and consultants, starting your own art gallery, and selling to corporate collectors.

**Prerequisite:** None

**First class materials:** TBD

*May 30 & June 6*

*Sat 9:00am – 2:00pm / 2 sessions / 20 students*

**Reg# 25360:** \$99 Non-credit

*Instructor: Molly Barnes*

*XDEV1065*

## Alumni Project Workshop\*

In this workshop, artists and designers work independently on the formation and development of new ideas and art forms. The workshop is open to Otis alumni who have achieved intermediate experience in one of the following lab/shop areas: digital, letterpress, metal, 3D models, printmaking, and wood. Two spaces in each area are available to qualified alumni. Artists and designers work independently but are required to participate in goal setting/orientation and two critiques, as well as submit documentation of works created at program conclusion. Program concentrates on developing/translating concepts and ideas into completed works. Includes access to approved lab/equipment, advisor, and critique group. Participants must be approved and pass a process/safety interview with Continuing Education faculty advisor as necessary. \$35 lab fee payable upon registration.

**Prerequisite:** Open to Otis BFA/MFA alumni; Intermediate level knowledge of shop/lab usage

*May 30 – August 8 (no mtg. 7/4)*

*3 formal Saturday sessions / open access /*

*2 students per area*

**Reg#:** \$195 Non-credit (Digital Media)

**Reg#:** \$195 Non-credit (Lab Press)

**Reg#:** \$195 Non-credit (Metal Shop)

**Reg#:** \$195 Non-credit (Model Shop)

**Reg#:** \$195 Non-credit (Print Shop)

**Reg#:** \$195 Non-credit (Wood Shop)

(Registration number provided upon approval of faculty mentor)

*Faculty mentor: Andrew Armstrong*

*XDEV4000*



# WRITING



For further information, please call 310-665-6850.  
To register, please call 310-665-6950.

# Writing

All courses take place at Otis College of Art and Design's Elaine & Bram Goldsmith Campus.

## Compressed Forms: Slice of Memoir, Flash Fiction, or Poetry\*

At the Skirball Cultural Center

Learn to distill language and generate narrative urgency to create dynamic compressed forms of expression. Less is more! Formats options include: 6 word memoir, slice of memoir or vignette(s), stand-alone chapters, short fiction, brief fiction, flash fiction, postcard story, novella, prose poem, concrete/visual poetry, and more... Focus remains as always on voice and story, but with attention to word choice, syntax and rhythm. This course serves as a perfect introduction to Creative Writing or an ideal way for intermediate/advanced students to take their long form writing to a new level. Final project may be a collection of compressed form pieces or selected chapters for a book length memoir or novel in progress.

**Prerequisite:** None

**First class materials:** Notebook

*June 1 – June 29*

*Mon 7:00–10:00pm / 5 sessions / 16 students*

**Reg# 25367:** \$225 Non-credit

*Instructor: Martha Fuller*

*XWRT6409*

**NEW!**

## Visual Storytelling through Comics

Visual storytelling is a key component of comics, movies, TV, animation, and even graphic design. If you read or see images in sequence, concepts of visual storytelling apply. In this course, students use the medium of comics to learn skills to help them make a better graphic novel, film, cartoon, web page, or poster. What are the implications of the reader controlling how fast you digest a comic as opposed to the filmmaker who controls how fast you get information in a movie? How do the design of the page and the arrangement of the panels affect the read of the story? Course also covers creating good compositions and how the different elements create meaning. Focus is on creating comic strips, short illustrated books, and comics pages.

**Prerequisite:** None

**First class materials:** Note-taking materials; required books: *Comics and Sequential Art* by Will Eisner and one graphic novel to-be-decided. Anticipated cost is around \$25.

*June 4 – August 6*

*Thur 7:00–10:00pm / 10 sessions / 16 students*

**Reg# 25442:** \$395 Non-credit

**Reg# 25443:** \$430 Certificate Credit

**Reg# 25445:** \$1250 College Credit (1.0)

*Instructor: Jim Higgins*

*XILU6008*

# INSTRUCTOR BIOGRAPHIES

---

**Lisa Adams**, MFA, Claremont Graduate University; BA, Scripps College. Ms. Adams is a painter and public artist. She is the recipient of a Fulbright Professional Scholar Award, a Brody Arts Fund Fellowship, and a Durfee ARC Grant. Her work is in the collections of Eli Broad, The Edward Albee Foundation, The Frederick Weisman Museum, and the Laguna Museum of Art. She has taught throughout the Los Angeles area and abroad, including the University of Southern California and the Claremont Graduate University. Recently her work has been included in exhibitions at the Riverside Art Museum, the Torrance Art Museum, and at the Red Dot Art Fair (New York City). Her work is represented by Lawrence Asher Gallery (Los Angeles) and Michael Rosenthal Gallery (San Francisco).

**Eugene Ahn**, MA in Humanities, Pacifica Graduate Institute; BA in English, University of California, Los Angeles. Mr. Ahn is an artist, photographer, and web designer.

**Kim Alexander**, MFA in Studio Art, Claremont Graduate University; BA in Printmaking, The Evergreen State College. Mr. Alexander is a fine artist who has had solo exhibitions at Weekend Gallery (Los Angeles) and Peggy Phelps Gallery, Claremont Graduate University. He has also shown in group exhibitions at MCKA Zatoka Sztuki (Sopot, Poland), ACME Gallery, Claremont Graduate University, Soil Art Gallery (Seattle, WA), and The Helm Gallery (Tacoma, WA). Mr. Alexander also publishes fine art editions with Damaris Rivera under the name of Age of Art Multiples.

**ilIa Anossov** is considered a master of the art of fresco painting. His work includes large and small fresco paintings, conceptual fresco installations, fresco objects, sculptures, and fresco stacks. Mr. Anossov was born in Moscow, attended official art schools, and explored various media including cinematography, architecture, and visual arts. However, his true education came through classic-style apprenticeships to master artists; between 1983 and 1996; he served three 4-year long apprenticeships in Russian and The United States. His work has been widely exhibited in Russia, Europe, and the US, including seven museum exhibitions and over 50 international solo and group exhibitions. Commissions include large-scale frescoes and murals in private homes as well as public areas. His internationally featured Malibu Fresco project appeared on the covers of premier magazines, including Architectural Digest (AD) USA, AD Germany, AD Italy, House & Garden UK.

**Andrew Armstrong**, MFA in Fine Arts; BFA in Sculpture, Otis College of Art and Design. Mr. Armstrong is the Director of Technical Support Services at Otis. His work has been exhibited in many Southern California venues. He has also served as a consultant and fabricator for notable Los Angeles based artists, designers, and institutions.

**Jemi Armstrong**, MA in Consumer Science, California State University, Northridge; BA in Fashion Design, American College of the Applied Arts; AA in Fashion Design, Fashion Institute of Design and Merchandising. Ms. Armstrong is a professional fashion and costume illustrator with over 15 years of teaching experience. She is a published author and illustrator of six books, a founding member of The Fashion Council(UCLA), and a

member of the Costume Council and the International Textile and Apparel Association.

**Carol Arutian**, MFA, Rhode Island School of Design. Ms. Arutian is a designer of one-of-a-kind and limited edition jewelry and accessories whose designs have been exhibited locally and nationally.

**Pam Banks**, BA in Fashion Design, University of Cincinnati. Ms. Banks is a former Designer/Patternmaker for Miss Elliette, Inc., and Chez California, Inc.

**Molly Barnes** is a New York and Los Angeles art gallery owner and radio personality who discovered John Baldessari, Gronk, Mark Kostabi, Robert Cottingham, and many others.

**Jack Barnhill**, MA, is an exhibiting artist who studied drawing and painting at Otis College of Art and Design. Mr. Barnhill creates full-scale realistic paintings in both oil and acrylic on canvas and panel. His work has appeared in Art Collector Magazine (August, 2010). Mr. Barnhill is a member of the Portrait Society of America and the Pasadena Society of Artists.

**Caroline Blake**, BFA/MFA, Otis Art Institute; USC Multimedia Certificate; additional studies at Art Center and in Italy. Exhibiting fine artist and designer.

**Douglas Alan Blechner**, MFA in Ceramics, California State University, Los Angeles; BFA in Ceramics, CSULB. Mr. Blechner is an award-winning ceramic artist and educator whose work has been exhibited at American Museum of Ceramic Art (AMOCA), Pomona, CA; *Nineteenth San Angelo National Ceramic Competition*, Texas; and CRAFT USA, '11 National Craft Triennial, New Canaan, Connecticut. Selected awards include *Red Heat: Contemporary Work in Clay* – Best in Show; *Dining In II – An Artful Experience* – Best in Show; and *Craft Forms 2009* – Best in Show.

**Anne M. Bray**, BFA in Fashion Design, Otis College of Art and Design. Ms. Bray is a former award-winning Fashion Doll designer for Mattel Toys. She is a fine artist represented by The Artists' Gallery, Santa Monica.. [www.annembray.com](http://www.annembray.com)

**Kimberly Brooks**, BA, University of California, Berkeley; additional studies at Otis College of Art and Design and UCLA. Ms. Brooks is a contemporary American painter who blends figuration and abstraction to explore a variety of subjects dealing with memory, history, and identity. Brooks' work is collected nationally and abroad. Her work has also been showcased in juried exhibitions and included in curated exhibitions at the Whitney Museum of American Art, The Museum of Modern Art, California Institute of the Arts, and Los Angeles County Museum of Art. [www.kimberlybrooks.com](http://www.kimberlybrooks.com)

**Rude Calderon** is an exhibiting fine artist specializing in stone and mixed media sculpture. His work has been exhibited internationally in Hispanic Works on Paper, LACMA; IV International Festival of Snow and Ice Sculpture (Russia); a one-man exhibition at Occidental College; and Natural Forces in LA Sculpture, Barnsdall Art Park. Mr. Calderon is also a past member of the Streetscapers, an L.A. based mural group.

**David Calicchio**, BFA in Photography, Otis College of Art and Design. Mr. Calicchio is currently Photographer for BCBG Max Azria. Mr. Calicchio's work has been exhibited locally at Postartum, (Long Beach, CA), South La Brea Gallery (L.A.) and internationally at Sandberg 2 (Hooran, Netherlands).

**Joshua Callaghan**, MFA, New Genres, University of California Los Angeles; BA Cultural Anthropology, University of North Carolina at Asheville. Mr. Callaghan has had solo exhibitions at Royale Projects, Steve Turner Contemporary, Haas & Fischer, and Bank. His work has been exhibited in group shows at many venues including L&M Arts (Los Angeles), Gavin Brown's Enterprise (NYC), Frieze New York Art Fair 2012 Sculpture Park, Galleria Fortes Vilaça (Sao Paulo), and Night Gallery (Los Angeles). His public projects can be seen in New York City, Taipei, and several communities in Southern California. He is a Senior Lecturer at Otis College of Art and Design and a visual arts instructor at New Roads School.

**Susan Cambigue-Tracey**, BS in Physical Education/ Dance Major, University of California, Los Angeles; General Secondary California Teaching Credential; and Post-baccalaureate studies in Child Development, UCLA. Ms. Cambigue-Tracey has 49 years experience as a nationally recognized dance artist and educator, arts administrator, Hatha Yoga teacher, and Arts curriculum writer. She is a past Director of Curriculum and Teaching Artist Development for The Music Center: Performing Arts Center of Los Angeles County. During her 15 years at the Music Center her key role was to write integrated arts curriculum and train teaching artists to conduct both student workshops and professional development for classroom teachers. Additional experience includes Performing Tree (15 years) and Galef Institute (5 years). She was a part of the TCAP Leadership Academy (2 years) and a member of the dance team for The California Arts Project (TCAP) at California State University, Northridge (3 years). Additional teaching experience includes 15 years as dance faculty Loyola Marymount University. She is currently a facilitator for "Arts for All" and the Music Center and Co-Director for The I.D.E.A.Works!, which focuses on quality arts education professional development and facilitation.

**Michael Carroll**, BFA in Textile Surface Design, Otis College of Art and Design. Mr. Carroll is currently working as a Computer Production Artist for printed textiles for apparel and home furnishings.

**Cole Case**, BFA in Fine Art, Art Center College of Design. Mr. Case is a visual artist whose work has been exhibited at Western Project (Culver City), Howard House Contemporary Art (Seattle), and Luckman Gallery, California State University, Los Angeles.

**Rebecca Chamlee** is a book artist, graphic designer, printer, writer and bookbinder and has published innovatively designed, letterpress printed, hand-bound limited-edition fine press and artist's books under the imprint of Pie In The Sky Press since 1986. Her work is in prominent special and private collections throughout the U.S. and has been exhibited widely. Chamlee is affiliated with the Fine Press Book Association, The Book Club of California, The Guild of Bookworkers, Hand Bookbinders of California, Pacific Center for the Book Arts, Ladies of Letterpress and the American Printing History Association.

**Laddie John Dill**, BFA in Fine Arts, Chouinard Art Institute (California Institute of the Arts). Mr. Dill's exhibitions include galleries and museums from such venues

as Seoul, Paris, Nogoya, Helsinki, New York, Kansas City, Seattle, and throughout California. He is the recipient of two National Endowment for the Art grants and a Guggenheim Fellowship.

**Toxi Dixon**, BFA in Fine Art, California Institute of the Arts. Ms. Dixon has dedicated over 20 years of practice as a textile designer in Los Angeles and New York. Her design have been featured in a wide range of consumer markets including Victoria's Secret, Quicksilver, Target, Macy's, Talbots, and Juicy Couture.

**Roni Feldman**, MFA in Painting, Claremont Graduate University; BA in Creative Studies/Art History, University of California, Santa Barbara. Mr. Feldman is a visual artist whose work has been exhibited at L2 Kontemporary (Los Angeles), Wilson Street Gallery (Australia), and Toomey-Tourell Fine Art (San Francisco).

**Martha Fuller**, MFA, MA, is a fine artist, writer, and instructor of numerous courses in creative writing, literature, bookmaking, contemporary art history, visual art and photography. She is a creative consultant for visual and literary projects, a book "whisperer" and editor. She has exhibited her fine art photography and artist's books nationally. Her images, articles, and reviews appear in both art and literary publications. With dual degrees in Contemporary Fine Art and English she synthesizes word and image, fact and fiction, art and life. Students in her classes have published their writing and/or exhibited their work.

**Moshé L. Godwin**, BFA in Illustration, Art Center College of Design. Mr. Godwin is an illustrator and graphic designer who works in both traditional and digital media. He is an art director and multimedia producer for the Educational Technologies Network (ETN), a division of a Los Angeles based educational agency.

**Neal Geyer** is a footwear executive and designer/ builder with over 40 years of experience in the footwear business.

**Shelley Heffler**, MA in Fine Arts, California State University, Northridge; AA in Interior Design, Fashion Institute of Technology, New York. Ms. Heffler has been teaching various art mediums since 1986, including ceramics, digital art, and design. She has been a National Board Certified Teacher since 2000 and is a mentor to new teachers. Ms. Heffler is a professional fine artist whose work has been exhibited at the Los Angeles County Museum of Art and galleries throughout Los Angeles.

**Bonita Helmer**, BA in Painting, Antioch College; Graduate work at Otis College; Mentorship studies with Francoise Gilot. Ms. Helmer's work has been exhibited locally at Track 15 and George Billis Galleries. Other gallery exhibitions include Kathryn Markel New York), Gallery Q (Tokyo), ARC Gallery (Chicago). Museum and college exhibitions include CSUN, Downey Art Museum, Orange County Art Museum, UCLA Armand Hammer Museum, El Camino College, Espace Bateau Lavoir (Paris), and Hebrew Union College Museum (New York). She is a past recipient of two California Art Council grants for teaching. Ms. Helmer's current work can be seen at George Billis Gallery/LA.

**Jim Higgins**, BA, City University of New York, College of Staten Island. Mr. Higgins is a writer and editor at DC Comics, an editor for New Thing, a short comics anthology.

**Marjan Hormozi**, MFA University College (Slade School), London; BFA University of North London. Ms. Hormozi studied at Chelsea School of Art, London. A distinguished figurative draftsman and painter, her exhibitions include Factory Place Gallery, Los Angeles and Newcastle Polytechnic Gallery, Newcastle Up-On-Tyne, G.B. She is a recipient of the Artist in Residence Award, North East London Polytechnic and the Cheltenham Fellowship, Cheltenham College of Art. She currently teaches in the undergraduate Foundation department at Otis College of Art and Design.

**Morrison Jackson**, MFA in Costume Design, University of Southern California; BFA in Theatre, Stephens College; BA in Fashion Design, Stephens College. Ms. Jackson is a freelance costume designer, dressmaker, and patternmaker. She received the Drama-logue Award for Pygmalion at the Hillside Repertory Co. and was nominated for the Pride Theatre Award for First Couple at the Tiffany Theatre. She has also designed wedding gowns, daywear, and historical clothes and cocktail dresses worn at the Emmy Awards.

**Ken Jones**, MFA, California State University, Los Angeles, BA in Art, California State University, Northridge with additional studies in figure drawing under Karl Gnass and Glenn Vilppu. Mr. Jones has been teaching figure drawing at CSUN since 1996.

**May Jong**, MFA in Painting, Claremont Graduate University. Ms. Jong is an Artist-In-Residence at the Los Angeles County Museum of Art and Art Educator for the Museum of Contemporary Art and Pacific Asia Museum. She is the Co-Founder and Co-Director of Me & You Variety Candy Los Angeles, an artist-run space and has recently exhibited with the Armory Center for the Arts.

**Joanne Kim**, BA in Interdisciplinary Studies, Media Arts, The Evergreen State College. Ms. Kim is an artist, educator, and consultant. She has also worked at Venice Arts as its lead photographer and director of education.

**Michael Kollins**, BFA Industrial Design (Transportation Design) CCS, Detroit, MI. Mr. Kollins has 30 years professional design experience at Ford Motor Co., Mattel, Playmates Toys, Toy Quest, and currently leads Kollins Design, a consulting firm specializing in consumer product design. At Ford Motor Co. he worked in the Trim and Color Studio developing new color programs and processes for automotive application. Mr. Kollins teaches Product Design for Otis' Design program and is an IDSA representative.

**Marie Lafia**, MFA in Art and Visual Communications, Art Center College of Design; BFA in Art and Visual Communications, California Institute of the Arts. Ms. Lafia is the strategic creative, art director and award-winning designer for ML Design / Interactive.

**David Leitch**, BFA in Sculpture, San Francisco Art Institute, course work in Architecture, University of California, Berkeley. Mr. Leitch is a master of art installation, exhibition design, furniture design, restaurant and studio interiors, digital art, and making musical instruments.

**Sylvia Leung**, BFA in Digital Media, Otis College of Art and Design. Ms. Leung is a comic book artist and writer whose Manga, "Wish 3" was published by Ellen Million Graphics in 2004.

**Laura London**, MFA, California Institute of the Arts; BFA, University of Arizona. Ms. London's work has been exhibited in solo and group shows in Los Angeles, New York, Miami, Canada and Europe. She has produced commissioned work and editions for artist organizations. Her work is included in both individual and corporate collections. She is the recipient of two Los Angeles County Metropolitan Transportation Authority Grants, for which she created both a permanent and a temporary art installation. Press coverage of her work includes reviews and features in the LA Times, LA Weekly, Huffington Post, Time Out New York and Artillery Magazine. She presently teaches at Otis College of Art and Design and privately. She has been invited as a visiting artist and guest lecturer at Cal Arts, Cal State Los Angeles as well as other schools.

**Kathleen Marinaccio** has over 20 years of art direction, graphic design, copy-writing, printing and teaching experience. She is an expert in Adobe Photoshop, Illustrator, Acrobat, InDesign, Quark Xpress, and Microsoft PowerPoint. A graduate with honors from Pratt Institute with a BFA in Communication Design, she went from Intern to Creative Director in less than 5 years, working for amazing companies along the way - NBC Studios, HarperCollins Publishers, Marvel Comics, New World Entertainment, and Fishbrain (ABC, E!, DC Comics, Disney). Ms. Marinaccio is currently Director, Design Services at Warner Bros. Media Research & Insights.

**Delia Marsellos-Traister** is a jewelry artist and instructor, specializing in metal clay techniques. Ms. Marsellos-Traister is the owner of Phoenix Magyk, LLC. Her work has been exhibited at the Pasadena Bead and Design Show (2008-2010), Xiem Clay Center Art Fair (2009-2011), and Handmade 90041 (2010-2011). She is a member of the National Precious Metal Clay Guild, Precious Metal Clay Guild (LA Chapter), the Metal Arts Society of Southern California, and the Society of North American Goldsmiths.

**Evelyn McInerny**, AA, Fashion Institute of Technology. Ms. McInerny is a freelance designer and patternmaker. She has been a designer/patternmaker for Malibu West, Ruby Tuesday, Joni Blair and Jonathan Martin; designer for Surf and Turf of California; and a partner and designer for Rastafarian, Inc.

**Patrick Miller**, BFA in Photography, Otis College of Art and Design. Mr. Miller's work has been exhibited at Estation Tijuana (Tijuana, Mexico), Los Angeles Municipal Gallery, Ghetto Gloss (L.A.), and Class: C (various locations). Mr. Miller is also an accomplished performance artist whose work has been presented at Los Angeles Contemporary Exhibitions, Wignall Museum (Rancho Cucamonga), Orange County Museum of Art (Costa Mesa), Venice Graffiti Walls (Venice, CA), Lady Fest (L.A. and San Diego), Russell Space (La Jolla), The Smell (L.A.), and KSDT Radio (Online).

**Robert Miller**, MFA, University of California, Los Angeles; Ceramic Apprenticeship, So-To-En Ceramic Company, Shigaraki, Japan; and BFA, Otis Art Institute of Parsons School of Design. Mr. Miller is a ceramic artist whose work has been exhibited throughout the country including solo shows at Andrew Shire Gallery, Los Angeles and Project Space, Dining Hall, New York. Selected group exhibitions also include Honoring the past embracing the future, American Museum of Ceramic Art (AMOCA), Pomona, and the American Ceramics Society, Los Angeles.

**Julia Montgomery**, BFA in Fine Art, Otis College of Art & Design. Ms. Montgomery is a sculptor living and exhibiting in the Los Angeles area. She is co-owner of Ledge Studio in Los Angeles.

**Deborah Nourse Lattimore**, BA in Art History and Ancient Near Eastern and Pre-Columbian Studies, University of California, Los Angeles. Ms. Lattimore is the illustrator and author of over 35 children's and educational books. She is the recipient of the prestigious P.E.N. Award, ACLU Award in Art for Civil Liberties, and the Color Me Bright Foundation Award. Her books are in the California Collection, and her illustrations are in numerous museums and personal collections.

**Randy Osherow**, MA in Fine Arts with emphasis on painting and drawing. Ms. Osherow is an artist with 20 years of teaching experience.

**Julianna Ostrovsky**, MFA in Painting and Sculpture, Columbia University. Ms. Ostrovsky has been nationally and internationally exhibited. She taught Painting and Drawing at Drexel University, Philadelphia, and designed accessories for the GAP in NYC. As a teaching artist Ms. Ostrovsky has instructed a range of enrichment workshops for grades K-12 and in-depth Painting and Drawing studios for youth and adults. In addition, Ms. Ostrovsky has worked as an Artist-in-Residence at the Skirball Cultural Center.

**Lisa Oxley**, MFA in Fine Art, Otis College of Art and Design; BA, University of the State of New York. Ms. Oxley is an exhibiting artist and trained instructor of mindfulness awareness meditation with over 12 years of a personal daily practice. She has studied meditation in both the Soto Zen and Tibetan Vajrayana tradition, and is a student of Sakyong Mipham Rinpoche. Ms. Oxley's art work has been shown locally and internationally in Los Angeles, Barcelona, Madrid, and Vienna. She was a recipient of an artist-in-residency grant at the Tyrone Guthrie Centre in Ireland in 2004.

**Karl Jean Petion**, MFA in Film/Video and Fine Art, California Institute of the Arts. Mr. Petion has been an Artist in Residence at the LATE Academies and Renaissance Programs in New York. He has taught art and design in various locations in Los Angeles for several years, participated in "Debating Through the Arts" at the 18th Street Art Center in Los Angeles, and was recently exhibited at Lambert Fine Arts in New York.

**Ave Pildas**, Graduate degree in Graphic Design, Kunstgewerbeschule, Basel, Switzerland; BFA in Graphic Design, University of Cincinnati and Cincinnati Art Academy. Mr. Pildas' work has been exhibited in solo exhibitions at the Contemporary Art Center (Cincinnati), Photographer's Gallery (London), Janus Gallery (Los Angeles), Gallerie Diaframma (Milan), Cannon Gallery (Amsterdam), Gallerie 38 (Zurich) and in numerous group shows. His work has been featured in The New York Times Magazine, ZOOM, PHOTO, CAMERA, and Photographic. Mr. Pildas' photographs are included in the collections of the Museum of Modern Art (New York), Bibliotheca National (Paris), and University and Arizona. Mr. Pildas is a Professor Emeritus at Otis College of Art and Design.

**Linda Pollari**, Chair of Architecture/Landscape/Interiors, Otis College of Art and Design; University of Wisconsin, Architect. Principle, P XS. Awards include American Architecture Award; LABC Award of Excellence; Merit Award, AIA/LA; Merit Award, AIA-Sunset Western Home Awards; House of the Year Award. Project publications include Architecture and Design

(teNeues), Architectural Digest, ArchiDom, Sunset, Metropolitan Home, Los Angeles Times, Architecture, Los Angeles Magazine, Design Times, Assemblage, and Architecture and Urbanism.

**Joanne Poyourow** is the designer of two public gardens in Westchester, CA: the mixed-purpose Emerson Avenue Community Garden and the graceful and beautiful Community Garden at Holy Nativity. Ms. Poyourow has taught vegetable gardening classes for the general public since 2008. She co-teaches two classes under Otis' Sustainability minor and is known internationally for her work in the Transition Movement, a grassroots community-centric shift to more sustainable lifestyles. She writes extensively on diverse topics of sustainability; her work includes the book Environmental Change-Making, and booklets on The Secrets of Soil Building, Water Wisdom for High-Yield Gardens, Food from a Flowerpot, and Your Community Garden.

**Robert Roach**, BS, Butler University. Mr. Roach has created storyboards for movies, commercials, videos, and cartoons. His client list includes Universal, New Line Cinema, Fox, The Zubi Agency, Mutual of New York, and Mann Theatres.

**Julie Robey**, BFA in Environmental Arts, Otis College of Art and Design. Ms. Robey is a digital artist specializing in digital technology and creates architectural designs for residential and commercial remodels.

**Jessica Robins Thompson**, Art Director/Executive Producer of Lightray Productions, a successful web development firm in the Los Angeles area. The company's roster of high profile clients includes Warner Music Group, Disney, AOL, Apple, NASA, and the LAPD. ([www.lightray.com](http://www.lightray.com))

**Lenord Robinson**, studies include illustration at Georgia State University and Atlanta College of Art. Mr. Robinson is a story and animation artist who has worked for Dreamworks, Disney, and Warner Bros. Animation.

**Leslie Ross-Robertson** attended West Virginia University in Theatre and Fine Arts. Ms. Ross-Robertson is the owner of Modern Optic, a contemporary letterpress studio, which designs and manufactures fine art prints, greeting cards, and artist collaborations (through Wavelength Press.) Selected clients include Knoll, Herman Miller, Steven Ehrlich Architects, and Hammer Museum.

**Chris Rowland**, MFA in Fine Arts, Otis College of Art and Design. Mr. Rowland is an exhibiting fine artist and filmmaker.

**Luis Ruiz**, BFA, Computer Animation (3D), Savannah College of Art and Design. Mr. Ruiz has worked in the multimedia industry for over ten years. TV production work includes the History Channel, A&E, MTV, VH1, and Comedy Central. He has created background animations for Madonna, Christina Aguilera, Ricky Martin and others. A recent product designer for Mattel Toys, Mr. Ruiz has also done freelance work for Spinmaster, Yahoo, Nintendo of America, and Thomson Reuters.

**Linda Jo Russell**, MFA, California State University, Long Beach. Trained to teach perceptual drawing techniques by Betty Edwards, Ms. Russell now teaches workshops on drawing and creativity throughout the United States.

**Pamela Smith Hudson** is a painter, printmaker and teaching artist based in Los Angeles. Ms. Smith Hudson is a UCLA graduate who studied art, art history, museum

studies, and dance. She has 15 years of experience working in the art material industry as an art educator and consultant for some of the most innovative art material manufacturers across the globe. Ms. Smith Hudson is also currently part of the teaching staff at Los Angeles County Museum of Art.

**Karen Siltan**, BA, University of California, Los Angeles; Certificate in Art & Architecture, Santa Monica College of Design. Ms. Siltan is an artist who teaches mosaic workshops throughout Southern California. Selected commissions include Getty Artquest Mosaic Workshop and Commission (2014), Rainbow Bridge and Noah's Ark Peter Memorial Wall Mosaic, Kehillat Israel Synagogue (Pacific Palisades, 2013), and the Family Mosaic Tile Mural, Comunidad Cesar Chavez (Boyle Heights, 2010). Group exhibitions include Salon at the Society of American Mosaic Artist's Annual Conference (2014), Tesseræ: The Art of Mosaic, 2<sup>nd</sup> City Council Gallery, Long Beach (2010), and Contemporary Mosaic Art, Ciel Gallery, North Carolina (2009). She is also a member of the Society of American Mosaic Artists.

**Deborah Swan-McDonald**, BS in Art Education, Southern Illinois University, Edwardsville. Ms. McDonald is an accomplished Plein Air painter and is an exhibiting fine artist. She is also a juried member of Watercolor West. Additionally, she is an educator for the Los Angeles Unified School District.

**Mayuka Thais**, BFA, Otis College of Art and Design. A contemporary artist, Miss Mayuka is a bilingual multi-cultural artist, edutainer, and art educator who specializes in teaching International School and multi-national students. She has led songwriting classes for at-risk youths involved in San Fernando Valley's NPO Youth Speak Collective Program. At the age of nine, she won her first Art Award from the Tokyo Metropolitan Government. A published art educator, she is the recipient of Eco Arts Awards for her songs and music videos on animal conservation and ecology. Her most recent song was featured in an Independent Hollywood film, "Half Way to Hell."

**Lorna Turner**, MA in Communication Art & Design, Royal College of Art; BFA in Design and Art History, Ohio Wesleyan University. Ms. Turner is a graphic designer and fine artist whose work has been shown Loop Film Festival (Barcelona and Madrid).

**Debra Valencia**, BFA in Graphic Design, Philadelphia College of Art; President of DeVa Communications (aka DeVa Design, Inc.). Ms. Valencia is a surface/textile artist, graphic designer, product inventor, and business entrepreneur with a passion for multicultural traditions and travel. Specializing in mix and match patterns, her signature look is vibrant and colorful, reflecting her inspiration by crafts, textile arts, and architectural ornamentation from all over the world, as well as pop art, fashion and everything vintage. She has been the creative director for several award-winning firms working on multi-disciplinary projects worldwide. Ms. Valencia's surface art is licensed with 25 manufacturers; she has over 1,000 products currently on the market in stationery, textiles, home decor, gift, and fashion accessories.

**Raul Vega** is an award winning photographer. Mr. Vega's photographic portraits have appeared in Time Magazine, The New Yorker, Vanity Fair, Esquire, Vogue, InStyle, The Rolling Stone Glamour, Movieline, People, and Interview Magazine. He has photographed such luminaries as: Muhammad Ali, Barbara Walters, Tom Brokaw, Malcolm Forbes, T. Boone Pickens, Billy Wilder, Martin Scorsese,

George Lucas, Paula Zahn, Harrison Ford, Meryl Streep, Billy Crystal, Mary Tyler Moore, Jim Carrey, Kevin Costner, Lawrence Kasden, Sammy Davis, Jr., Elmore Leonard, and Walter Mosley. Mr. Vega is the recipient of The National Publications' Design Award for a portrait of Carl Sagan, in Time Magazine. Mr. Vega's portraits are included in the National Gallery Collection, Washington, D.C.

**Diana Vitale**, BFA, Chouinard Art Institute. Ms. Vitale's paintings and drawings have been exhibited at the Brand Library, Glendale, CA, and the King and Main Street Galleries in Santa Monica, CA. She has distinguished herself as a successful costume illustrator and designer for Ray Agakan, Twenty-Century Fox, Bob Mackie, Jennifer Warner, and *Women's Wear Daily*.

**Lauren Volk**, MFA, Otis College of Art and Design; BFA, Art Center College of Design; Certificate in Printmaking, The Slade School of Fine Art in London and the Designers Association of Great Britain. Her work has been exhibited at Otis College of Art and Design, Art Center College of Design, The University of Southern California, Palos Verdes Art Center, and various galleries. Ms. Volk owns and operates LV Design Studio in Marina del Rey.

**Chris Warner**, MFA, University of Colorado, Boulder. Mr. Warner was a recipient of a WESTAF/NEA Regional Fellowship, 1990. His work has been exhibited at the Koplin Gallery in Santa Monica, and included in numerous solo and group exhibitions throughout the Western U.S.

**John Weston**, MFA, Otis College of Art and Design; BFA Northern Illinois University. Mr. Weston is a fine artist who has exhibited in numerous shows in and around Los Angeles, most recently at CBI Gallery and Venice 6114. He has written for *Artillery Magazine*, and his art has been reviewed in the *Los Angeles Times*, the *LA Weekly* and the *Huffington Post*.

**Crossman Wilkins**, MFA in Fine Art, Otis College of Art and Design; BS in Electronic Media, Arts, and Communication, Rensselaer Polytechnic Institute, New York. Mr. Wilkins is a graphic designer and fine artist. He is the creator of Transmission available now in the iTunes store.

**Ty Wynn**, BA in Architecture and Design, California State College, Stanislaus. Mr. Wynn is a Project Manager for VW, Inc., a company that provides retail fixtures and visual merchandising services to the mall industry. He is the past Director of Architecture and Construction for Valenti Management, Inc., and a past Associate at Thomas Torvend Architects, A.I.A.

**Scott Zaragoza**, BFA Studies in Painting and Drawing, Otis College of Art and Design. Mr. Zaragoza has been in solo exhibitions at the Salon Gallery, London, U.K. and group shows in both the U.K and Los Angeles including George Billis Gallery. His work has been included in the prestigious Gilbert B. Silverman and was recently featured in *Flaunt Magazine* Nov, 2014 issue. Lecturer, Otis College of Art and Design.

**Shpetim Zero**, BA, Westmount College. Mr. Zero is an innovative fashion and costume designer who has worked for such prestigious fashion houses as Carolina Herrera, Dior and Etro. His creations have been included in *Vogue* and various national fashion magazines. Mr. Zero's designs have been worn by celebrities including Vanessa Williams, Lily Tomlin, Angela Bassett, and Smashing Pumpkins.



# GENERAL INFORMATION



For further information, please call 310-665-6850.  
To register, please call 310-665-6950.

# FACILITIES

## COMPUTER CENTER

### Academic Computing Services

310-665-6825

Room A401

Academic Computing Services supports the computing technology requirements of the Continuing Education program through labs designed around digital-based production methods including image manipulation, digital illustration, digital video and audio, 3D modeling and animation. The open-access labs and computer classrooms are equipped with the latest MacOS and Windows workstations including large format scanners, digital projectors and wide-format color printers. Here Otis' art and design courses merge studio and computer based techniques of illustration, typography, layout, 3D imaging, interactive design, video editing and motion graphics. Students have the opportunity to produce original work in various forms of output including large format color prints, DVD's and rapid prototypes.

### Hardware

- > MacOS Intel Workstations
- > Windows 7 64 bit Workstations
- > Large Format Color Scanners
- > Slide Scanners
- > Wacom Tablets
- > Wacom Cintiqs
- > Tabloid Laser Printers
- > Color Laser Printer
- > Wide-Format Color Inkjet
- > CDRW/DVDRW
- > Render Farm Access

### Software

- > Adobe Illustrator
- > Adobe Photoshop
- > Adobe InDesign
- > Adobe After Effects
- > Adobe Flash
- > Adobe Dreamweaver
- > Adobe Premiere
- > Apple Final Cut Pro
- > Apple Motion
- > Apple DVD Studio Pro
- > Apple Soundtrack Pro
- > Apple Aperture
- > Apple iLife

- > AutoCAD
- > Autodesk Inventor
- > Autodesk Maya
- > Autodesk Sketchbook Pro
- > Microsoft Office
- > Nuke
- > Painter
- > QuarkXpress
- > Rhino 3D
- > Unity 3D
- > VRAY
- > Zbrush
- > PF Track

### Fall Open-Access Hours

Monday-Thursday

8:00am-12:00am

Friday

8:00am-10:30pm

Saturday-Sunday

9:00am-7:00pm

Current lab hours and information is available on our website: [www.otis.edu/acs](http://www.otis.edu/acs)

## MILLARD SHEETS LIBRARY

310-665-6930

The library houses approximately 40,000 volumes, including books, exhibition catalogs, and DVDs and maintains over 150 current periodical subscriptions, mostly in areas of the Visual Arts. Currently-enrolled Otis Continuing Education students may use the library but are not eligible to check out materials.

The library is located on the 3rd floor of the building, 9045 Lincoln Blvd., at the Westchester Campus.

The Fashion Campus Library is not available to Continuing Education students.

<http://library.otis.edu>

## LIGHTING STUDIO

Room G105

In the 60' x 40' Lighting Studio students can find everything they need for fashion shoots, portraiture, and still life. Equipment includes Norman strobes, tungsten lights, soft boxes, umbrellas, diffusers, reflectors, and gels. A seamless shooting cove allows 90 degrees of infinite background. A 12' x 18' permanent green screen with fixed kinoflo lighting and green stage is available.

## LABORATORY PRESS/ LETTERPRESS STUDIO

Room B04

In the Laboratory Press students investigate the origins of typography and the notion of the book as a visual communications medium. Conceived as a laboratory for aesthetic exploration and practical production, Otis Laboratory Press is an integral part of the graphic design and illustration curriculum, linking time-honored tools to today's digital media. From metal type to digital plates, students experience the traditional disciplines of typography, letterpress printing, and bookbinding while learning to integrate type and image, structure and content, process and product. Student work produced in the Laboratory Press has been widely exhibited in many major book arts collections, including the UCLA Special Collections Library. The press boasts a large collection of wood and metal type and four Vandercook flatbed cylinder presses.

Visit the Otis Laboratory Press:  
[www.blogs.otis.edu/labpress/](http://www.blogs.otis.edu/labpress/)

## METAL SHOP

Room P01

In the Metal Shop students cut, weld, form, shape, grind, polish, and finish ferrous and nonferrous metals in sheet, tube, and plate. The shop is outfitted with 5 MIG welders, and 1 TIG welder, as well as plasma cutting equipment. The Metal Shop is also equipped with an automated pipe bender and tube roller. The Metal Shop is only available to students who have registered for a welding/metal class and paid the lab fee.

## PHOTOGRAPHY LAB

### Equipment

In the photography lab students learn to develop and process their own film, and make their own black & white silver gelatin, or RA-4 Type C prints in a traditional wet darkroom environment. The photography crib offers a wide variety of film and digital cameras, lighting equipment, and darkroom tools for student checkout.

Lab hours are posted in the darkroom area each semester. Lab hours provide the student with time to work independently. Lab hours for Continuing Education students are from 5:00pm-10:00pm, Monday through Thursday, Friday from 9:00am-7:00pm, and Saturday from 9:00am-5:00pm. Sunday the Lab is closed. Classroom activity in the darkroom has priority over lab use by individual students. Lab fees cover the use of equipment and basic chemistry. The Lab is only available to students who have registered for a photography course and paid the lab fee.

# Open House

## CONTINUING EDUCATION

Sunday, May 17, 2015 1pm-3pm

Goldsmith Campus in Westchester  
9045 Lincoln Boulevard, 2nd floor

For reservations and further information,  
please call 310-665-6850.

## FREDERICK MONHOFF PRINTING LAB

Room B07

The Frederick Monhoff Printing Lab offers a complete silk screening facility. Up to ten stations are provided including a darkroom for all lightfast conditions complete with a medium size exposure unit and pressurized wash out booth. The print lab facility also includes two large presses for a variety of print making techniques.

## VIDEO LAB

Room B06A

In the Video Lab, students can learn the language of video. A variety of capturing equipment is available for student use in the studio, including HD video cameras, steadicam camera support and audio recording equipment. Included in this facility is a computer lab with 20 workstations operating on the latest Apple supported video and sound editing software.

## WOOD SHOP

Room A701

The Wood Shop provides facilities for the milling, shaping, joining, and finishing of fine hardwoods, fiber-board, plywood, plastics, foam, and bent laminations. A large selection of hand and power tools is available for student use in the shop facilities.

The shop is outfitted with a 7hp automated sliding table saw, two 3hp cabinet style table saws fitted with the latest Saw Stop technology, a 20-inch industrial planer, and a 10-inch industrial jointer. The Wood Shop is only available to students who have registered for a wood class.

# ADDITIONAL INFORMATION

## CERTIFICATE PROGRAMS

Otis Continuing Education certificate programs are designed for individuals developing a new career, making career changes, or seeking to enhance existing art or design skills. Programs provide intensive, practical training in a variety of art and design disciplines, combining the study of aesthetic principles with the acquisition of practical skills. Courses are designed to help students develop professional-quality portfolios in their chosen design fields.

### Eligibility

Open to all adults, 18 and over, who fulfill prerequisites.

### Certificate Credit for Completed Continuing Education Courses

Students may apply credit from prior Continuing Education courses under the following conditions:

- 1) Otis Continuing Education courses were completed no more than three years prior to enrollment in the Certificate Program.
- 2) Courses were taken at Credit or Certificate status (non-credit is unacceptable).
- 3) Grades were "C" or better.
- 4) Courses were relevant to a specific curriculum requirement in the program.

Courses taken outside the Otis Continuing Education program are not accepted for credit toward certificate core courses.

### Professional Experience

Appropriate professional experience in the discipline may be substituted for a core course or courses; documentation supporting this experience or a portfolio of work should be submitted to the Continuing Education office prior to beginning the certificate program. The student must fulfill the required number of units to complete a certificate and select courses from the remaining core classes and electives to replace the substituted course.

### Enrollment Status

Two choices are available:

**Certificate Credit (XT):** non-transferable credit. Graded on a letter grade system. ("C" grade or better is required for certificate credit.) A permanent record is kept in the Office of Registration and Records.

**College Credit (XC):** transferable unit credit. Graded on a letter grade system. ("C" grade or better is required for certificate credit.)

Credit students are required to complete additional classwork in order to successfully complete a course.

### Counseling

Call 310-665-6850, Monday-Friday, 9:00am-5:00pm  
Please call in advance for an appointment.

Talk with an Otis Continuing Education representative to discuss courses.

### Certificate Program Application Fee

Students entering Otis Continuing Education Certificate Programs are required to pay a one-time \$175 application fee.

Students should pay the Certificate Application Fee prior to enrolling in their third course. Application fees are non-refundable and non-transferable.

Only those who have enrolled in a Certificate Program are eligible to receive a final certificate.

### Counseling/Portfolio Reviews

This application fee enables students to meet with a counselor two times during their course of study:

- > once they have completed an application to a Certificate Program and
- > the semester prior to completing their certificate

Students should call the Continuing Education office to set up an appointment.

For further information, please call 310-665-6850.

### Completion

All required core courses and electives must have been taken at Certificate (XT) status or Credit (XC) status and have received a grade of "C" or better.

The Certificate Program must be completed within four years of submitting your application and fee. Upon completion of all courses, the student must petition the Continuing Education Office in writing to receive their certificate; please include the certificate program name, your Student Identification number, and mailing address. The Continuing Education office verifies that all requirements have been met and then issues the certificate. Certificates are issued approximately twice per year.

## Other Career Preparation Opportunities at Otis College of Art and Design

### *Bachelor of Fine Arts Degree*

For information call the Admissions Office at 310-665-6820.

### *Master of Fine Arts Degree*

For information call the Graduate Studies Office at 310-665-6892.

## OTIS DOES NOT DISCRIMINATE

Otis College of Art and Design, in accordance with applicable Federal and State law and College policy, does not discriminate on the basis of race, color, national origin, religion, sex, gender identity, pregnancy/childbirth and medical conditions related thereto, disability, medical condition (cancer related or genetic characteristics), ancestry, marital status, age, sexual orientation, citizenship, veteran status, or other characteristics or classifications protected by the law. This nondiscrimination policy covers admission, access, and treatment in College programs and activities. The following person has been designated to handle inquiries regarding the non-discrimination policies: Amy Gantman, Dean of Continuing Education and Pre-College Programs, Otis College of Art and Design, 9045 Lincoln Boulevard, Los Angeles, CA 90045, 310-665-6850

Unless otherwise noted, Continuing Education courses are limited to adults, aged 18 or older. Younger students must receive written approval from both the instructor and Dean of Continuing Education prior to registration. Please see Young Artist Workshops for courses open to younger students.

## FACULTY

The faculty is drawn from the best of the city's working professionals – individuals who combine the theoretical approach of the classroom with the know-how that marks a successful career.

## ACCREDITATION

Otis College of Art and Design is fully accredited by the Western Association of Schools and Colleges (WASC) and the National Association of Schools of Art and Design (NASAD).

## AFFILIATIONS

Otis College of Art and Design is a member of the University Professional and Continuing Education Association (UPCEA) and the Council for the Advancement and Support of Education (CASE).

## PREREQUISITE COURSES

Prerequisites must be satisfied through previous course work, portfolio, or experience. Portfolios are requested for admission to some courses.

Portfolio reviews are available by appointment. Please call the Continuing Education Office at 310-665-6850 for further information.

Students preparing to enter a new career without previous art or design experience should complete the recommended prerequisite courses before (or concurrent with) enrollment in a particular sequence. Demonstration of equivalent experience is accepted as meeting prerequisite and beginning required courses.

## ENROLLMENT STATUS

### Non-Credit (XN)

No grades are given in the course, and no permanent academic records are kept by the College.

### Certificate Credit (XT)

Certificate students are graded on a letter grade system (A-F), and a permanent record is kept on file in the Office of Registration and Records. Certificate grades are not transferable to other institutions. No college credit is given. Any student may enroll at Certificate Status, whether or not he/she is pursuing a certificate program.

### College Credit (XC)

Credit students receive a letter grade (A-F), and a permanent record (transcript) is kept on file in the Office of Registration and Records. Official transcript fee is \$5.00 per transcript.

Credit students are required to complete additional classwork in order to successfully complete a course.

In accordance with the WASC and NASAD accreditation standards, courses meeting for 30-36 hours, receive 1.0 unit of course credit.

As an accredited institution, credits are offered in semester units; most studio courses are one undergraduate unit. In the Continuing Education Division, one semester hour of studio credit represents a minimum of three hours of work each week, on the average, for a semester of 10-12 weeks. Summer session may vary in course hours and duration of classes.

Credit and certificate students are required to adhere to academic regulations as outlined in the Student Handbook concerning class attendance and completion of work. Any student may enroll in Credit Status.

## FINANCIAL AID OFFICE

Private student loans are offered by Wells Fargo. These private student loans are only available to students who are enrolled in a certificate program and will only be certified to cover the cost of tuition and fees for each semester at a time. Please contact the Financial Aid office at 310-665-6882 if you have any questions regarding the private loan process.

## VETERANS AFFAIRS OFFICE

800-827-1000

Credit classes may be approved under the Veterans Educational Benefits Program. Veterans, their dependents, and others eligible for veterans' education programs should determine their benefits and obtain authorization from the Veterans Administration before enrolling in classes.

Veterans Administration Office,  
11000 Wilshire Blvd., Los Angeles, CA 90024  
[www.gibill.va.gov](http://www.gibill.va.gov)

## PHYSICALLY-CHALLENGED ACCESS

310-665-6850

Otis College of Art and Design facilities are accessible to, and special arrangements are made for, physically challenged students. Any student needing these services should contact the Continuing Education Office at 310-665-6850.

## STUDENTS WITH DISABILITIES SERVICES

If you are a student with a documented disability (physical, learning, or psychological) you should contact Students with Disabilities Services (located in the Student Resources Center, 310.846.2554) before you need any accommodations. Retroactive accommodations are not provided, so please be sure to make your request early in the semester. All discussions will remain confidential. For additional information please visit [http://my.otis.edu/life\\_otis/student\\_affairs/student\\_disabilities\\_services.html](http://my.otis.edu/life_otis/student_affairs/student_disabilities_services.html)

## PRIVACY ACT

The Family Education Rights and Privacy Act (FERPA) affords students certain rights with respect to their education records. They are:

1) The right to inspect and review the Student's education records within 45 days of the date the College receives a request for access.

Students should submit to the Registrar, Dean, Chair or other appropriate official, written requests that identify the record(s) they wish to inspect. The

College official will make arrangements for access and notify the Student of the time and place where the records may be inspected. If the records are not maintained by the College official to whom the request was submitted, that official shall advise the Student of the correct official to whom the request should be addressed.

2) The right to request the amendment of the Student's education records that the Student believes are inaccurate or misleading.

Students may ask the College to amend a record that they believe is inaccurate or misleading. They should write the College official responsible for the record, clearly identify the part of the record they want changed and specify why it is inaccurate or misleading.

If the College decides not to amend the record as requested by the Student, the College will notify the Student of the decision and advise the Student of his or her right to a hearing regarding the request for amendment. Additional information regarding the hearing procedures will be provided to the Student when notified of the right to a hearing.

3) The right to consent to disclosures of personally identifiable information contained in the Student's education records, except to the extent that FERPA authorizes disclosure without consent.

One exception which permits disclosure without consent is disclosure to College officials with legitimate educational interests. A College official is a person employed by the College in an administrative, supervisory, academic, or research, or support staff position (including law enforcement unit personnel and health staff); a person serving on the Board of Trustees; or a Student serving on an official committee, or assisting another school official in performing his or her tasks.

A College official has legitimate educational interest if the official needs to review an education record in order to fulfill his or her professional responsibility.

The College may disclose certain information, known as directory information, at its discretion without consent. Students may refuse to let the College release any or all of this information. If you do not want this information released, you must send written notice annually to the Registration Office. Forms are available from that office. The College has established the following Students information as public or directory information: Student name, address, telephone number, major field of study, dates of attendance, degrees and awards received, and the most recent previous educational agency or institution attended.

Upon request, the College discloses education

records without consent to officials of another school, in which a Student intends to enroll.

4) The right to file a complaint with the U.S. Department of Education concerning alleged failures by the College to comply with the requirements of FERPA.

The name and address of the Office that administers FERPA is:

Family Policy Compliance Office  
U.S. Department of Education  
400 Maryland Avenue, SW  
Washington, DC 20202-4605

## OTIS STUDENT ID

310-665-6850

Your instructor will distribute Otis Student ID cards during the first two weeks of the semester. If you do not receive your ID card, please inform the Continuing Education office.

## SECURITY

### Emergencies

To find out information in case of an emergency call 1-888-751-7523.

### Westchester Campus Security

310-665-6965

Westchester Campus security guards are available to greet and direct students during all evening and weekend hours.

### California Market Center Security

213-630-3700

Security is provided by the California Market Center for students enrolled in the Continuing Education Fashion Design Program.

### Skirball Cultural Center Security

310-440-4676

Skirball security is staffed 24/7 and Site Managers are available to greet and direct students during all evening and weekend hours.

## FULL-TIME STUDENTS

Otis College of Art and Design BFA students may enroll in Continuing Education courses with the approval of their Department Chair and the Continuing Education Department.

See the Office of Registration and Records for complete information.

### Junior and Senior Students

1) Continuing Education courses may be substituted for a degree requirement at the discretion of the

student's department chair, but only as an independent study.

2) The add/drop card must be approved by both the Department Chair and the Dean of Continuing Education.

## DISCOUNTS

Only one type of discount (alumni or senior citizen) may be applied per student, per course. Please note: Early Bird registration discount may be combined with any one of the tuition discounts listed below. All discounts must be done at time of registration.

### Early Bird Registration Discount

Early Registration Discount ends at the end of the Continuing Education Open House. To receive a discount at Open House students must enroll in person or by fax. No phone enrollments are accepted the day of the Open House.

Deduct \$50 from each course that meets for a minimum of 30 contact hours with tuition of \$395 or more. **Courses not eligible for Early Bird Discount are noted with an ✖ next to their title in the catalog.**

### Teacher Discounts

Otis College of Art and Design is committed to supporting the continuing education needs of our local school districts, namely Los Angeles Unified and Culver City School Districts. Full time Kindergarten through 12th grade teachers may be eligible to waive tuition on any course meeting for at least 30 contact hours.

Alternatively, qualified students may elect to enroll in a course for a reduced tuition (approximately equal to 50% discount) to be guaranteed a space in the class.

Please note that teachers are responsible for registration, insurance, lab, and materials fees.

To apply for tuition remission, teachers MUST provide the following:

- 1) A Letter of Confirmation with verification of current FULL-TIME employment status. All submissions must be on original school or district letterhead and MUST be signed by Supervising School or district Administrator.
- 2) A completed current registration form.
- 3) Include payment information totaling registration, insurance, and lab fees.

Once documentation has been provided to the Continuing Education Office teachers will be placed on a waitlist. Please call the Continuing Education



office at 310.665.6850 to verify waitlist status. This full tuition discount is only offered on a space available basis.

Due to funding regulations, no substitute documentation will be accepted.

Discounts are valid for certificate level only.

Courses not eligible for this discount are marked with an ★ in the catalog.

### ***The Arts in Education Series***

Teacher tuition for the Arts in Education Series, one-day workshops are free with a letter of confirmation on original school or district letterhead verifying teacher's current full-time employment status signed by Supervising School or District Administrator; Participant is responsible for \$14 Student Insurance Fee.

For further information, please call 310-665-6850.

Tuition remission for teachers is supported by Sony Pictures Entertainment.

### **KCRW Members**

Otis College of Art and Design is pleased to offer KCRW members a \$50 tuition discount on selected Continuing Education courses (excluding registration, insurance, and lab/material fees). KCRW's Fringe Benefits card must be shown as proof of membership at time of registration. Please fax a copy of your card with all phone or faxed registration forms. Courses not eligible for this discount are marked with an ★ in the catalog.

### **Otis Alumni**

Otis College of Art and Design is interested in supporting the continued creative and professional growth of its alumni. Those individuals who have graduated from Otis College of Art and Design's BFA or MFA programs, are eligible for a \$50 discount on tuition for Continuing Education courses (excluding registration, insurance, and lab/material fees). The Office of Registration and Records will verify eligibility. Courses not eligible for this discount are marked with an ★ in the catalog.

### **Senior Citizens**

Seniors (60 years and older) receive \$50 off the tuition of each course at time of registration (registration, insurance, and lab/materials fees cannot be discounted). Please provide proof of age when registering. Tuition and fees are payable in full at the time of registration. Courses not eligible for this discount are marked with an ★ in the catalog.

### **Skirball Cultural Center Members**

Skirball members are eligible for a 10% discount on most Otis courses taking place at the Skirball Cultural Center. Members must notify registration

staff of their discount at time of registration. Please fax a copy of your card with all phone or faxed registration forms.

## **FEES**

### **Registration Fee**

Each semester a \$25.00 (non-refundable) fee is charged to each student, for tuition totaling \$101 or more. A registration fee is not charged for Children's courses (ages 5-12).

### **Insurance Fee**

\$14.00 (non-refundable) per student per semester. This fee applies to all students enrolled in Continuing Education courses at Otis and cannot be waived. This insurance fee covers accidents and injuries occurring while on campus.

### **Lab Fees**

Lab fees are listed with each course where applicable. Students enrolled in these courses must pay associated lab fees at time of registration. Lab fees are non-refundable after the first class meeting.

### **Materials Fees**

Material fees are listed with each course where applicable, and are usually paid directly to the instructor. Material fees are non-refundable.

### **Late Fees**

An additional \$30.00 is charged if a student registers after the first business day following the first class meeting. All students must register in a course prior to the start of the second class meeting.

### **Parking**

#### ***Westchester Campus Only***

Parking is included in your tuition and available in the Parking Pavilion located adjacent to the Otis College of Art and Design Campus located at: 9045 Lincoln Boulevard, Westchester. Students may request a parking permit in the Office of Registration and Records 310.665.6950. Parking on the streets in residential neighborhoods bordering the college campus is prohibited.

#### ***California Market Center***

Students attending fashion courses at the California Market Center may park in an adjacent structure for an additional fee. Garage parking is paid on a daily basis.

California Market Center Main Garage hours are: 8:30am-10:00pm, Monday-Friday. Saturday hours are: 7:00am-6:00pm (For access to California Market Center on Saturdays, from street level, use 9th Street entrance.)



***Skirball Cultural Center***

Parking at the Skirball Cultural Center is free and located on-site at 2701 N. Sepulveda Blvd., Los Angeles, CA 90049.

***Mid-Wilshire Studio***

Students attending courses at the Mid-Wilshire Studio may park at metered street parking or in the adjacent pay lot located at 6130 Wilshire Blvd.

**Returned Check Fee**

- 1) If for any reason a check does not clear for payment, a penalty of \$50.00 is charged to the student's account. The College cannot assume that the student has withdrawn from classes because the check has not cleared or has been stopped; payment and penalty remain due.
- 2) If sufficient payment is not made within 48 hours of notification, students with bounced checks or unacceptable credit cards may no longer attend classes.
- 3) Students who bounce checks lose their check-writing privileges for twelve months after their penalty charge is paid.
- 4) It is Otis College of Art and Design's policy that all classes be prepaid (including Continuing Education).

If for any reason a students' account should accrue a balance due (payment due, returned check, and/or dishonored credit card, etc), and that balance remains unpaid for more than fifteen (15) days, that account will be assigned to a Collection Agency. All accounts assigned to a Collection Agency will be charged collection costs, including but not limited to collection agency fees, as well as legal fees, and/or court costs. This information will be disclosed to credit reporting organizations.

# HOW TO REGISTER

Registration applications must be accompanied by full payment of all tuition and fees and are processed in the order received. Early enrollment is advised.

Tuition and fees are listed with each course description. You must be registered in a course before the start of the second class session. Students not enrolled by the start of the second class session may not attend class.

Registration is completed ONLY through the Office of Registration and Records. Take care of all registration business (enroll, request a parking permit, add, drop, transfer or change credit status) at the Office of Registration and Records, or by calling 310.665.6950.

## DISCLAIMER

Otis College of Art & Design reserves the right, in its sole discretion, to deny any persons registration or enrollment in, or admittance to, any Continuing Education or Pre-College course.

## ONLINE REGISTRATION

You can now conveniently register and pay online with our secure system. Course enrollment is on a first come, first served basis. Online Registrations receive priority over walk-up, phone, or mail-in registrations (on a daily basis).

Please note that online payments are accepted via a third-party Payment Gateway, Sallie Mae Solutions Incorporated, which charges a 2.75% convenience fee on all transactions. The Convenience Fee is non-refundable in all cases, even if your course is cancelled by the College.

For more information regarding Online Registration, visit the website: [www.otis.edu/ce](http://www.otis.edu/ce)

## MAIL-IN REGISTRATION

Complete the registration form inserted in this catalog and mail to:

Office of Registration and Records  
Otis College of Art and Design  
9045 Lincoln Boulevard  
Los Angeles, CA 90045

Payment may be made by MasterCard, VISA, or personal check. Please do not send cash.

Registration forms that are NOT completely filled out will not be processed.

## TELEPHONE REGISTRATION

310-665-6950

Call the Office of Registration and Records between 9:00am and 4:00pm Monday-Friday. Please have your credit card number and expiration date ready. Telephone registration is for VISA and MasterCard payments only.

Please be prepared to provide all the information requested on the registration form on the back of this catalog at the time of your call.

## IN-PERSON REGISTRATION

Please come to the Office of Registration and Records, located on the 2nd floor, Ahmanson Building, Goldsmith Campus.

Pay by MasterCard, VISA, or personal check (no cash or money orders please) in Room 207, Ahmanson Building, Goldsmith Campus. Monday-Friday, 9:00am-5:00pm.

See following Extended Hours.

Please note that in-person registrations may be submitted, but are not processed the same day.

## FAX REGISTRATION

310-665-6956

Fax the entire registration form; please make sure to include your signature. For Visa and MasterCard payments only. Registration forms that are not completely filled out will not be processed.

## EXTENDED EVENING AND SATURDAY REGISTRATION HOURS

The Office of Registration and Records will extend registration hours only during the first week of the semester.

### Office of Registration & Records Extended Hours:

Saturday, 9:00am-3:00pm

Monday-Thursday, 8:30am-7:15pm

Friday, 9:00am-5:00pm

You may add/drop, transfer classes or, change credit status from time of registration, through the second class meeting of the semester. Registration personnel does not accept cash for registrations.

## Parking Permits

310-665-6950  
registration@otis.edu

Parking permits may be picked up in the Office of Registration and Records, 9045 Lincoln Blvd., Room 207, Goldsmith Campus, (Monday-Thursday 8:30am-7:15pm, Friday 9:00am-5:00pm and Saturdays 9:00am-3:00pm) during the first week of the semester. All questions regarding registration and parking should be directed to the Office of Registration and Records.

## ADDING A COURSE

Students may add additional courses to their existing course schedule any time after the first class meeting and before the start of the second class meeting with no late fee. All students must register in a course prior to the second class meeting.

## SCHEDULE/COURSE CHANGES AND CANCELLATIONS

310-665-6950  
registration@otis.edu

Otis reserves the right to cancel, reschedule or combine classes; to change instructors; to increase or decrease class size, and to alter curricula. It also reserves the right to deny any student permission to enter or continue a course of study.

Courses may cancel on or before the first scheduled class meeting if enrollment is insufficient. If a class is canceled or rescheduled, you may request a transfer to another class; otherwise, you will receive a full refund of tuition and fees for the class that was canceled. Please allow four to six weeks for processing. Please call the Registration Office to initiate your refund.

## CLASSROOM ASSIGNMENTS

Prior to going to their first class, students should refer to the classroom location lists posted at the building entrance or outside the Continuing Education office, located on the 2nd floor, Room 208.

## TRANSFERS/STATUS CHANGES

To transfer from one course or section to another, or from non-credit to certificate or credit -status, please contact the Office of Registration and Records at 310-665-6950. Any changes must be completed by the end of the second class meeting. Transfers from credit to non-credit status are subject to the deadlines outlined in the Academic Calendar and Refund Policy.

## GRADING POLICY

### Non-Credit Status

No grades are assigned for Non-Credit classes. No records are kept, other than the registration schedule.

### Certificate and Credit Status

Grades assigned upon completion or termination of a course taken for credit are:

- A Excellent
- B Good
- C Average
- D Poor
- F Failure

### UW

Unofficial Withdrawal: Indicates that a student has "unofficially" withdrawn. The "UW" grade is equivalent to an "F" in calculating the grade point average.

### W

Withdrawal: Indicates official withdrawal (done through the Office of Registration and Records). The "W" grade becomes part of the student's permanent record but is not included in the grade point average. Students must withdraw by deadline noted on Academic Calendar.

### I

Incomplete: Given only in extreme circumstances with the instructor's and the Dean of Continuing Education's approval. Work must be completed within 4 weeks from the end of the semester in which the grade of Incomplete was granted; otherwise, a final grade of "UW" will result.

(Certificate status is not eligible for college credit and is non-transferable.)

Please contact the Office of Registration and Records for further information at 310-665-6950, or email registration@otis.edu

## APPEAL OF GRADE

Grades are subject to revision by the instructor with the approval of the Dean of Continuing Education. Grade changes may be made only during the semester immediately following the semester in which the initial grade was given. After one semester has elapsed, all grades recorded in the Office of Registration and Records become a permanent part of the student's academic record, and no changes are allowed.

## ATTENDANCE

The Otis College of Art and Design attendance policy is as follows: Instructors keep attendance records. All students, no matter what their enrollment status, are expected to attend class regularly and on time. Missing 20% of class meetings results in a failing grade. Three tardies are equal to one absence. Each student has an obligation to contribute to the academic performance of all through full participation in the work of each class. If special difficulties arise, the student should first consult his/her instructor. Contact the Continuing Education Office if there is no resolution.

## REFUND POLICY

### Office of Registration and Records

310-665-6950

registration@otis.edu

Full refunds of tuition and fees are granted if:

- 1) A course is canceled by the Continuing Education Division.
- 2) Course day or time is changed and the individual student cannot attend.
- 3) A course is filled before receipt of your registration form. Refunds are not given to students who notify the College of their withdrawal after the second class meeting.

Withdrawals and drops can be done by phone.

After you have registered for a course, and you do not attend the first or second meeting, ***it is your responsibility to notify the Registration Office at 310.665.6950 to request a partial refund.***

If a student's withdrawal or drop causes the course to be subsequently canceled, the Withdrawal Refund Policy and not the Cancellation Refund Policy applies to that student. Registration and Student Insurance Fees are non-refundable. Tuition refunds are granted for official drop and withdrawal procedures based on the following:

### No Refund

Registration, insurance, and lab fees are not refundable in the case of withdrawal or drop. Refunds are not available to students who do not attend class and who do not officially drop or withdraw from their course. Refer to Drop and Withdrawal sections, below. Absolutely no refunds are given after the start of the second class meeting.

### Full Tuition Refund (fees non-refundable)

100% refund of tuition and lab fees are given to students who notify the Registrar of their drop or withdrawal prior to the first class session.

Insurance and registration fees are non-refundable.

### Partial Tuition Refunds (lab fees non-refundable)

Partial refunds are only given to students who drop or withdraw ***before*** the start of the second class meeting and are pro-rated as follows:

Classes that are scheduled to meet 11 or more sessions have a **10%** tuition charge when dropped after the first class.

Classes that are scheduled to meet 6-10 sessions have a **15%** tuition charge when dropped after the first class.

Classes that are scheduled to meet 3-5 sessions have **30%** tuition charge when dropped after the first class.

No refunds are issued to students who drop after the first class meeting for classes that are held for one or two sessions. Please refer to the catalog course listing sections for meeting times and number of class sessions.

### Appeals

To appeal for a refund, which falls outside the policy outlined above, students must submit a written appeal to the Refund Committee. The appeal must outline specific reasons for the refund request. Appeals are addressed on a case-by-case basis. You will receive a written response. Refund Committee response time varies due to circumstances. Please mail your appeal to Refund Committee, Continuing Education, Otis College of Art and Design, 9045 Lincoln Blvd., Los Angeles, CA 90045 or email [ce@otis.edu](mailto:ce@otis.edu)

### Refund Processing

Once the information is received by the Office of Registration and Records, tuition refunds require a minimum of four weeks to process.

### Payment Problems

A \$50.00 service charge will be added to a student's account for returned checks (see Fees section), including registration payments for canceled or dropped classes.

Students are responsible for any finance charges incurred on their credit card, including registration payments for canceled or dropped classes.

If sufficient payment is not made within 48 hours of notification, students with returned checks or unacceptable credit cards may no longer attend class.



## DROP POLICY

### Office of Registration and Records

310-665-6950

[registration@otis.edu](mailto:registration@otis.edu)

Students must officially drop a class through the Office of Registration and Records. Students who for any reason find it impossible to complete the course in which they are enrolled should inform the Office of Registration and Records in person or by telephone immediately. Students who drop a course before the start of the second class meeting are eligible for a partial tuition refund based on the refund policy outlined above.

## WITHDRAWAL POLICY

### Office of Registration and Records

310-665-6950

[registration@otis.edu](mailto:registration@otis.edu)

Students taking courses at certificate and credit level:

After the drop deadline, a student may officially withdraw from a class by contacting the Office of Registration and Records in writing. A grade of "W" is assigned. The grade of "W" has no effect upon the grade point average. Failure to complete a course does not constitute official withdrawal nor does notifying the instructor. Students who do not meet the withdrawal requirements receive a failing grade. Please see Academic Calendar on page 3 for deadline.

## ENROLLMENT VERIFICATION

### Office of Registration and Records

310-665-6950

[registration@otis.edu](mailto:registration@otis.edu)

Non-Credit Students: No permanent records are kept for non-credit students. Students requiring proof of their enrollment should request a verification in writing from the Office of Registration and Records before the end of the semester in which they are enrolled.

No permanent records are kept for Non-Credit students. Students requiring proof of their enrollment must complete an Enrollment Verification request form before the end of the semester in which they are enrolled. The Enrollment Verification form is available at the Registration Office and at [www.otis.edu](http://www.otis.edu) at the Registration and Records site, under forms. Please note that the Registration Office can only verify enrollment for Non-Credit courses. Since no academic records are kept, successful completion of the course cannot be verified.

## TRANSCRIPTS

### Office of Registration and Records

310-665-6950

[registration@otis.edu](mailto:registration@otis.edu)

Official and unofficial transcripts are available to students taking classes for credit or certificate. In order for a student to obtain an official or unofficial transcript, they must complete the Transcript Request form available at the Registration Office or at [www.otis.edu](http://www.otis.edu) under Registration and Records. Transcript processing times and fees are listed on the Transcript Request form.

# continuing education courses at the SKIRBALL CULTURAL CENTER

*Otis College of Art and Design partners with a fellow arts organization to provide its outstanding Continuing Education courses throughout the community.*



Bill Graham, circa 1972. Courtesy of Photofest.

## Los Angeles

### At the Skirball Cultural Center

The Skirball Cultural Center presents an array of visual, literary, and performing arts; enriching educational opportunities; an interactive family destination, Noah's Ark at the Skirball™; plus dining and shopping—all in an architecturally stunning setting.

From May 7 through October 11, the Skirball presents *Bill Graham and the Rock & Roll Revolution*, the first comprehensive retrospective about the life and career of legendary music industry impresario Bill Graham (1931–1991). Working with artists like the Grateful Dead, Janis Joplin, and Jimi Hendrix, Graham not only launched the careers of countless rock & roll legends in the 1960s, but was also instrumental in the production of milestone benefit concerts like Live Aid (1985) and Human Rights Now! (1988). Featuring memorabilia, photographs, and ephemera as well as iconic Fillmore concert posters and other forms of psychedelic art, the exhibition celebrates the man who helped revolutionize rock into the global industry it is today.

Displayed in tandem with *Bill Graham and the Rock & Roll Revolution*, *The Singing Posters* – on view from May 7 through August 23 – also explores mid-twentieth-century counterculture. For this installation, conceptual artist Allen Ruppersberg transcribed the text of Allen Ginsberg's famous Beat poem *Howl* into phonetic spellings, printed on approximately 200 vibrantly colored commercial advertising posters displayed from floor to ceiling.

For more information about these and other offerings at the Skirball, visit [skirball.org](http://skirball.org).

*Compressed Forms: Slice of Memoir, Flash Fiction, and Poetry*, page 88

*Introduction to Fine Silver Metal Clay*, page 68

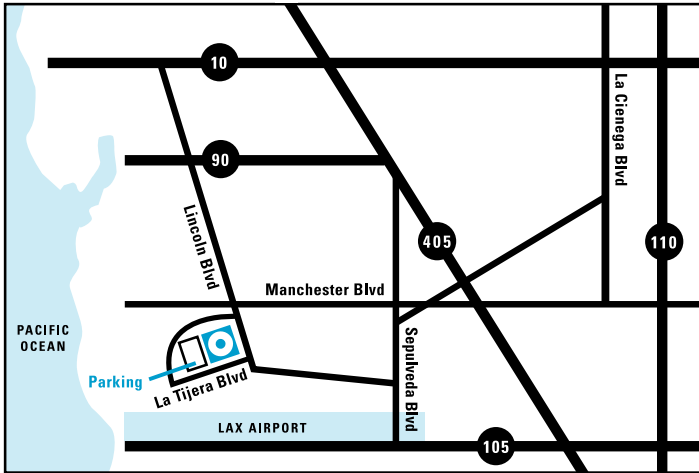
*Introduction to Glass Fusing*, page 69

For further information: [www.otis.edu/ce](http://www.otis.edu/ce)  
or call 310-665-6850.



# HOW TO GET TO OTIS

## ELAINE & BRAM GOLDSMITH CAMPUS



The Goldsmith Campus is located across from Westchester Park at:  
**9045 Lincoln Blvd.,  
Los Angeles, CA  
90045**

For course information  
please call 310-665-6850.

For security please call  
310-665-6956.

### OPEN HOUSE

Art & Design Programs  
Sunday, May 17, 2015 1pm-3pm

#### Orange County

San Diego Fwy 405 North,  
to Century Fwy 105 West (to Airport).  
Exit at Sepulveda North  
(to Airport through tunnel, under LAX runway).  
Turn left on Lincoln Blvd. (North) to  
9045 Lincoln Blvd.  
(on left, across from Westchester Park).

#### Santa Monica

Lincoln Blvd. South to 9045 Lincoln Blvd.  
(on right, across from Westchester Park).

#### Glendale/Pasadena

Glendale Fwy 2 South,  
to Golden State Fwy 5 South,  
to Harbor Fwy 110 South,  
to Century Fwy 105 West (to Airport).  
Exit at Sepulveda North  
(to Airport through tunnel, under LAX runway).  
Turn left on Lincoln Blvd. (North) to  
9045 Lincoln Blvd.  
(on left, across from Westchester Park).

#### Canoga Park/Woodland Hills

San Diego Fwy 405 South,  
to Century Fwy 105 West (to airport).  
Exit at Sepulveda North (to Airport through tunnel,  
under LAX runway).  
Turn left on Lincoln Blvd. (North) to  
9045 Lincoln Blvd.  
(on left, across from Westchester Park).

#### San Pedro/Long Beach

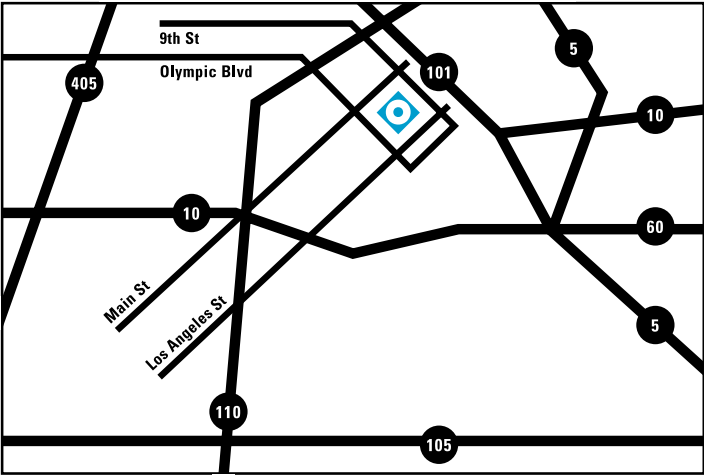
San Diego Fwy 405 North,  
to Century Fwy 105 West (to Airport).  
Exit at Sepulveda North (to Airport through tunnel,  
under LAX runway).  
Turn left on Lincoln Blvd. (North) to  
9045 Lincoln Blvd.  
(on left, across from Westchester Park).

#### Pomona/Ontario

San Bernardino Fwy 10 West,  
to Harbor Fwy 110 South,  
to Century Fwy 105 West (to Airport).  
Exit at Sepulveda North (to Airport through tunnel,  
under LAX runway).  
Turn left on Lincoln Blvd. (North) to  
9045 Lincoln Blvd.  
(on left, across from Westchester Park).

# HOW TO GET TO

## OTIS CALIFORNIA MARKET CENTER



California Market Center is bounded by Main St., Los Angeles St., 9th St. and Olympic Blvd.  
**110 East 9th St.,  
Los Angeles, CA  
90079**

For course information please call 310-665-6850.  
For security please call 213-630-3700.  
*Otis is located on the second floor of the California Market Center.*

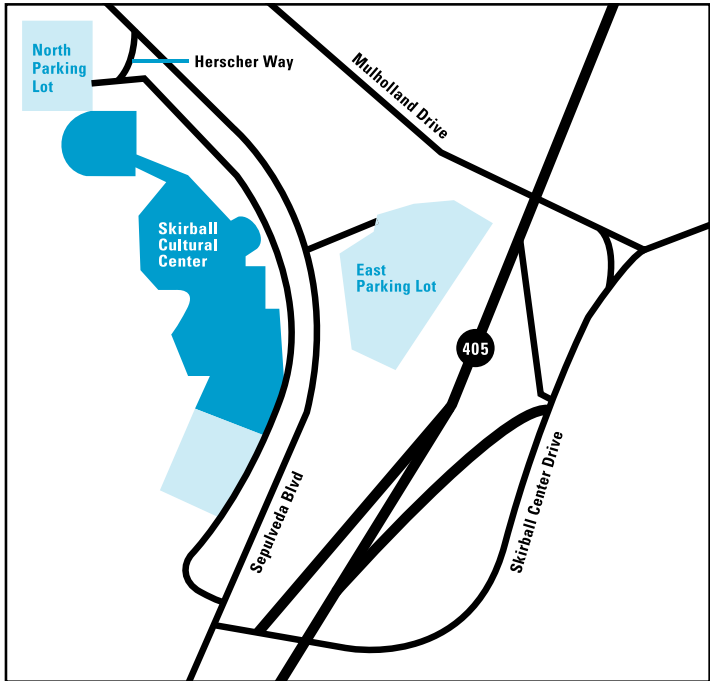
# HOW TO GET TO

## OTIS MID-WILSHIRE STUDIO

Located just west of Fairfax, at:  
**6124 Wilshire Boulevard, Los Angeles  
90048**, adjacent to Los Angeles museums, galleries, and attractions.

For directions, please call 310-665-6850  
or email [otisce@otis.edu](mailto:otisce@otis.edu)

# HOW TO GET TO SKIRBALL CULTURAL CENTER



Located just west  
of the 405 fwy at:  
**2701 N. Sepulveda  
Blvd., Los Angeles  
90049**

For directions please  
call 310-440-4500.

For course information  
please call 310-665-6850.

For security please call  
310-440-4676.

[www.skirball.org](http://www.skirball.org)

## CONTACTS

Otis College of Art and Design  
Elaine & Bram Goldsmith Campus  
9045 Lincoln Boulevard  
Los Angeles, CA 90045

Continuing Education Office, Room A208  
Office hours: M-F, 8:30am – 5:00pm  
310-665-6850  
email: [otisce@otis.edu](mailto:otisce@otis.edu)  
web: [www.otis.edu](http://www.otis.edu)

Registration Office, Room A207  
Office hours: M-F, 8:30am – 5:00pm  
310-665-6950  
fax: 310-665-6956  
email: [registration@otis.edu](mailto:registration@otis.edu)

Campus Security  
Foyer, Ahmanson Building  
310-665-6965

Computer Lab, Room A401  
310-665-6810

Photography Lab, Room A601  
310-665-6971

Woodshop, Room A701  
310-665-6970

Student Affairs, Room A103  
310-665-6960

Ben Maltz Gallery  
Bronya and Andy Galef Fine Arts Building, 1st Floor  
310-665-6905

Millard Sheets Library, Room A306  
310-665-6930

Otis College of Art and Design  
California Market Center Campus  
110 East 9th Street, Suite C 201  
Los Angeles, CA 90079  
310-665-6875

California Market Center Security  
213-630-3700

Skirball Cultural Center  
2701 N. Sepulveda Boulevard  
Los Angeles, CA 9009  
310-665-6875

Skirball Cultural Center Security  
310-440-4676

# GENERAL INDEX

Academic Calendar	3	Holidays	3
Accreditations/Affiliations	98	Instructor Biographies	89
Adding Courses	104	Insurance Fees	101
Art Gallery	4	Lab Fees	101
Attendance Policy	105	Late Registration Fees	101
Canceled Courses	104	Library Privileges	95
Certificate Programs	97	Mail-In Registration	103
Change of Status	104	Online Registration	103
Classroom Assignments	104	Open House	Inside Front Cover
Computer Lab Hours/Privileges	95	Parking Permits	104
Contacts	110	Prerequisite Courses	98
Course Index	111	Privacy Act	99
Credit/Non-Credit Policies	98	Refund Policy	105
Darkroom Privileges	96	Registration Procedures	103
Degrees Offered	98	Returned Checks	102
Directions to Otis – Maps	108	Security	100
Discounts	100	Students with Disabilities	99
Drop Policies	106	Transcripts	106
Extended Registration Hours	103	Transfer/Status Changes	104
Financial Aid	99	Tuition Discounts	100
Grading Policies	104	Withdrawal Policy	106

# COURSE INDEX

<b>A-B</b>		Furniture	68	Final Portfolio	20
Alumni Project Workshop	86	Graphic	28	Illustrator	17
Animation	18, 19	Illustration	33	Introduction to	
Art Education	7	Interior	35	Digital Design	16
Art History	10	Lighting	41	Introduction to Web Design	17
Art Tours	10	Product	43	Photoshop	17
		Textile	48	Sound Editing	19
		Web	18	Web Design I, II	18
<b>C</b>		Digital Imaging	17, 18	Dill, Laddie John	59
Ceramics	67	Digital Media Arts	13	Draping	25
Children's Workshops	79	Animation, 2D/3D	18, 19	Drawing	56
College Preparation	76	Apps Development	19	Drawing and Composition	56
Color Theory	29	Certificate Program	13	Drawing and	
		Character Design	21	Meditative Mind Flow	58
<b>D</b>		Digital Drawing &		Drawing on the Right Side	
Design	12	Illustration I	17	of the Brain	56
Digital	13	Digital Imaging I	17	Life Drawing	57
Fashion	22	Digital Imaging II	18	New Materials Workshop	58
		Digital Photography	21	Portrait Drawing	58

<b>E-F</b>		Illustrator (Adobe)	33	Portrait Drawing	58
Edible Landscape	40	Interior Design	35	Precious Metal Clay	68
Fashion Design	22	AutoCAD	39	Pre-College Courses	75
Certificate Program	22	Certificate Program	35	Printmaking	63
Digital Design for Fashion	27	Design Studio I, II, III	39, 40	Digital Silkscreen	63
Draping I	25	Drafting I, II	38, 39	Digital Letterpress	64
Fashion of the Western World	27	Fundamentals of 3-D Design	37	Letterpress	63
Figure Drawing for Fashion	26	Introduction to		Silkscreen	63
Introduction to		Interior Design	38	Product Design	43
Apparel Construction	25	Perspective Drawing	38	Professional Development	85
Introduction to		Space Planning	40		
Fashion Design	24	Jewelry Design	68	<b>R-S</b>	
Patternmaking I	26	Laddie John Dill	59	Right Brain Drawing	56
Sewing I, II	25, 27	Landscape	40	Sculpture	65
Shoe Design	27	Letterpress	32	Sewing	25, 27
Figure Drawing	57	Life Drawing	57	Shoe Design	27
Fine Arts	52	Lighting Design	41	Silkscreen	63
Certificate	53	Certificate Program	41	<b>T</b>	
Drawing	56	Drafting I, II	41, 42	Teachers	
Painting	59	Internship	42	Arts Education	7
Printmaking	63	Master Painting with		Textile/Surface Design	48
Sculpture	65	Laddie John Dill	59	Tours	10
Fresco	62	Metal	70	Typography	31
Furniture & Woodworking	68	Mosaic	67		
Machine Woodworking	68			<b>U-Z</b>	
<b>G-H</b>		<b>P-Q</b>		Watercolor	61
Glass Fusing	69	Painting	59	Web Design	18
Graphic Design	28	Abstraction	61	Welding	65
Certificate Program	28	Acrylic	59	Writing	87
Color Theory & Design	29	Advanced Watercolor	61	Young Artist Workshops	79
Final Portfolio	32	Encaustic	60		
Fundamentals of		Fresco Painting	62		
2-D Design	30	Intermediate Oil Painting	61		
Introduction to		Introduction to Painting	59		
Graphic Design	28	Master Painting with			
Letterpress	32	Laddie John Dill	59		
Typography I, II	31	Trompe L'oeil	60		
Handcrafted Arts and Design	66	Watercolor	61		
Ceramics	67	Patternmaking	26		
Furniture and Woodworking	68	Photography	71		
Glass Fusing	69	Certificate Program	72		
Jewelry	68	Digital Photography	73		
Metal	70	Fashion Photography	74		
<b>I-O</b>		Introduction to			
Illustration	33	Black & White Darkroom	73		
Character Design	33	Introduction to Photography	72		
Digital Drawing		Lighting Techniques	73		
& Illustration	33	Street Photography	74		
Illustrating Children's Books	34	Photoshop (Adobe)	17		
Visual Storyboarding		Portfolio Preparation	76		
Through Comics	34				

Otis ID# / SSN (required for CT or CR)										M/F		Birthdate (mm/dd/yy)				Year (Semester)				2015		MI			
Legal Last Name														Legal First Name										MI	
Home Address (Required)																				Apartment					
City														State				Zip							
Mailing Address (If different from Home Address)														Apartment											
City														State				Zip							
Cell										Work															
Email Address																									

\*All above information is required to register. Incomplete forms will not be processed.

**Enter your courses below**

Reg# (ex: 12345; not "X" number)	Course Title		Tuition
		<input type="checkbox"/> non-credit <input type="checkbox"/> certificate <input type="checkbox"/> credit	
		<input type="checkbox"/> non-credit <input type="checkbox"/> certificate <input type="checkbox"/> credit	

Check#:	Amount:	\$50 Early Bird Discount (Where Applicable)	
MC / Visa #:		Other Discounts	
Exp. Date:	Billing Zip:	<b>Subtotal</b>	
Cardholder's Name:		Non-refundable Registration Fee if semester tuition totals \$101 or more (no fee for children ages 5-12)	\$25.00
Do you need Otis Goldsmith campus parking?	<input type="checkbox"/> yes <input type="checkbox"/> no	Non-refundable Student Insurance Fee	\$14.00
Parking sticker #			

**(For Office Use Only)**

Initial Date Initial Date

Process by Student Accounts

**1) Enter all information requested. Incomplete applications will not be processed. Signature is required.**

**2) Social Security number is mandatory for Certificate and Credit classes.**

**3) Be certain that check/charge is for the correct amount including registration fee, lab, certificate, and other fees where applicable.**

**4) Make checks payable to OTIS. DO NOT SEND CASH, MONEY ORDERS OR CASHIERS CHECKS.** To charge your fees to MasterCard or Visa, enter the credit card number and expiration date on the registration form. Please refer to catalog for correct cost of class.

**5) No refunds after the second class meeting.**  
Please refer to catalog for further information.

**6)** All accounts assigned to a Collection Agency will be charged collection costs, including but not limited to collection agency fees, as well as legal fees, and/or court costs.

**Early Bird Registration where applicable valid through end of day at Open House.**

Students are responsible for all policies and academic regulations published in the Continuing Education Catalog.

Signature \_\_\_\_\_ Date \_\_\_\_\_

\*By signing, you certify that all information provided on this form is true and correct.

tear-off and return

## TO ENROLL FOR CLASSES

- 1) Complete all information on above application form.
- 2) Enclose check or payment information.

3) Sign and mail form to:

Office of Registration and Records  
Otis College of Art and Design  
9045 Lincoln Blvd., Los Angeles, CA 90045  
310-665-6950 8:30am-5pm M-F  
or Fax to 310-665-6956 (credit cards only)

# OTIS

Otis College of Art and Design  
**Continuing Education**  
9045 Lincoln Boulevard, Los Angeles, CA 90045

PERIODICALS

USPS 503-650  
Mail To:

## NEW

Designing an Edible Landscape  
Introduction to Glass Fusing  
Introduction to Shoe Design  
Mosaics: Introduction to Pique-Assiette  
Young Artist Workshops



## Summer 2015

Open House  
**Sunday, May 17, 2015**  
**1:00pm – 3:00pm**

Courses Begin  
**May 30, 2015**