

OTIS

CONTINUING EDUCATION
& PRE-COLLEGE PROGRAMS

Otis College of Art and Design

Spring 2015



Create

SPRING 2015

Open House

Continuing Education

Sunday, January 11, 2015 1-3pm

Elaine & Bram Goldsmith Campus
9045 Lincoln Boulevard, 2nd Floor
Los Angeles, CA 90045
310-665-6850

Attend free information sessions on:

Digital Media Arts and Graphic Design

- › **Get information on Certificate Programs**
- › **Meet with instructors and program representatives**
- › **See student work and tour the facilities**
- › **Participate in a drawing for a free Continuing Education course (\$469 or less)**
- › **Register for most courses at \$50 Early Bird discount**

(Please note: Although all instructors are invited to attend the Open House, their participation is not guaranteed; please call ahead if you are hoping to meet a particular instructor at the Open House.)

For further information, please call 310-665-6850, ext. 53.

OTIS Otis College of Art and Design
Continuing Education | Spring 2015
9045 Lincoln Blvd, Los Angeles, CA 90045

Volume XXXVI, Issue I
Spring 2015

Otis College of Art and Design
(USPS 503-650) is published four times per year
(Spring, July, Summer, Fall) by
Otis College of Art and Design
9045 Lincoln Boulevard, Los Angeles, CA 90045.

Periodicals Postage PAID
at Los Angeles, CA


POSTMASTER:
Send address changes to:
Otis College of Art and Design
9045 Lincoln Blvd., Los Angeles, CA 90045

Cover design: Mark Caneso

CONTENTS

Sections are listed alphabetically by title. Course descriptions and schedules are located on the pages indicated.

ART EDUCATION	6	PROFESSIONAL DEVELOPMENT	77
ART HISTORY AND TOURS	11	WRITING	87
DESIGN	14	CERTIFICATE PROGRAMS	
Digital Media Arts	15	Art Education	7
Fashion Design	27	Digital Media Arts	15
Graphic Design	33	Fashion Design	27
Illustration	40	Fine Arts	58
Interior & Home Design	42	General Information on Certificate Programs	97
Lighting Design	47	Graphic Design	33
Product Design	49	Interior & Home Design	42
Textile/Surface Design	53	Lighting Design	47
FINE ARTS	57	Photography	74
Drawing	62	Product Design	49
Painting	64	Textile/Surface Design	53
Printmaking	67	INSTRUCTOR BIOGRAPHIES	89
Sculpture	69	GENERAL INFORMATION	94
HANDCRAFTED ART AND DESIGN	70	Additional Information	97
Ceramics	71	Computer Center	95
Furniture and Woodworking	71	Contacts	110
Jewelry	72	General Index	111
Metal	72	Instructor Biographies	89
PHOTOGRAPHY	74	Maps of Locations	108
PRE-COLLEGE AND K-12 PROGRAMS	79	Photography Lab	96
Portfolio Preparation	80	Refund Policy	105
Young Artist Workshops	84	Registration Information	103



Create Your Future Now...

Otis College of Art and Design prepares diverse students of art and design to enrich our world through their creativity, their skill, and their vision. Continuing Education and Pre-College Programs offers a wide range of night and weekend courses taught by practicing professionals in art and design. Our distinctive programs provide real opportunities for learning new skills, trying new challenges and exercising your creativity. Students of all ages, including children, find and define their personal niches. Students deepen their knowledge in particular aspects of the visual arts and explore new media and techniques; many are working towards new careers in the variety of certificate programs offered. Like you, they are passionate about art and design.



If you have interest in transitioning to a new creative career, Otis Continuing Education offers ten Certificate Programs in areas of art education, digital media arts, fashion design, fine arts, graphic design, interior design, lighting design, photography, product design, and textile/surface design. These programs are intended to prepare students for a broad range of opportunities in art and design practices and the creative industry. Otis Continuing Education and Pre-College Programs continues to augment its Certificate Programs for those interested in making career changes and will continue to offer courses for artists, designers, and educators interested in furthering their professional goals.

This spring, Otis Continuing Education has developed an exciting line-up of courses and programs in all areas of art and design. Additional courses, designed to assist K-12 teachers in meeting their professional development goals, include: Raising the Bar: The Power of Big Ideas in Art Education. Other special offerings this semester include Licensing Your Art and Earning Royalties, Introduction to Shoe Design, and Urban Noir: Night Photography at the Santa Monica Pier.

We look forward to serving you this spring and hope that you will find your chosen courses to be challenging, inspiring, and fun.

Amy Gantman

DEAN, CONTINUING EDUCATION & PRE-COLLEGE PROGRAMS

SPRING 2015 ACADEMIC CALENDAR

MONDAY, NOVEMBER 24, 2014

Registration begins

Early Bird Registration Discount period begins.
See General Information section, page 100.
Phone registration is Monday – Friday,
9:00am – 4:00pm.

SATURDAY, JANUARY 31, 2015

Classes Begin

Classes start Saturday through Thursday
January 31 – February 5

ADD/DROP DEADLINE

Before The Second Class Meeting

You may add, drop, and/or change status
before the start of the second class meeting.
No refunds are issued after the second class
meeting. See refund policy, page 105.

TUESDAY, MARCH 24, 2015

Withdrawal deadline

(for certificate and credit students only)
No refunds available

THURSDAY, MAY 4, 2015

Classes end

SUNDAY, JANUARY 11, 2015

Continuing Education Open House

All Art and Design Programs
Goldsmith Campus in Westchester
1:00pm – 3:00pm
Early Bird Discount ends at end of Open House.
(NOTE: No phone registration)

MONDAY, FEBRUARY 16, 2015

President's Day

No Classes
Administrative Offices closed

MONDAY, MARCH 16 – SUNDAY, MARCH 22, 2015

Spring Break

No Classes
Administrative Offices open

SUNDAY, APRIL 5, 2015

Easter

No Classes
Administrative Offices closed

BEN MALTZ GALLERY

AT OTIS COLLEGE OF ART AND DESIGN

The Ben Maltz Gallery serves Los Angeles' vigorous art community and the city's diverse public at large. It is an important resource for the students at Otis, exposing them to a wide range of contemporary art and ideas through its exhibitions, catalogs, and events. Highlighting work that pushes the frontiers of traditional form and subject matter, the Gallery typically exhibits emerging and established Los Angeles artists and designers, placing them in the context of national and international programming. The Gallery both originates and participates in national touring exhibitions.

Ben Maltz Gallery is located on the ground floor of the Galef Center for Fine Arts on the Goldsmith Campus. Gallery hours: Tue-Fri 10am-5pm | Thu 10am-9pm | Sat-Sun 12-4pm | Closed Monday and major holidays. Free admission and parking. For more information or to join the gallery e-list for announcements of events: galleryinfo@otis.edu | 310-665-6909 | www.otis.edu/benmaltzgallery

EXHIBITION SCHEDULE

Angie Bray: Shhh
January 17 – March 22, 2015
Opening Reception: Saturday, January 24, 4-6pm

Solo exhibition of photographs, drawings, sculpture, and video of Los Angeles-based artist Angie Bray. Focusing on quieting the mind and the eye in order to observe and explore the subtleties of ourselves, Shhhh offers an illuminating overview of Angie Bray's work with the presentation of four major installations and a series of autonomous works from the last 30 years.

Dusk to Dusk: Unsettled, Unraveled, Unreal
April 11 – July 26, 2015
Opening Reception: TBA

Drawn from a single private European collection, Dusk to Dusk presents thirty-two powerful and haunting works by renowned contemporary artists who examine issues of individual isolation, political repression, and collective ennui in the decline of the industrial age.

For more information, event listings, and full lists of artists in conjunction with exhibitions visit
www.otis.edu/benmaltzgallery



Angie Bray, *Looking Out.....going fast*, 2010. Piezo pigment print, 20 x 73.5 inches

CONCURRENT ENROLLMENT

Otis Courses are Now Available to the General Public

Attend Otis College of Art and Design's outstanding Liberal Arts and Sciences courses for college credit through Continuing Education Concurrent Enrollment Program.

Please note that these courses are immediately transferable for Otis undergraduate credit. Enrollment is on a space available basis and must be approved by the instructor of record. Please contact otisce@otis.edu or 310-665-6850 for further information.*

*Current Otis undergraduate students wishing to enroll in these courses should contact the Registration office at otisreg@otis.edu; or 310-665-6951 regarding Fall Session enrollment information.

OTIS COLLEGE OF ART AND DESIGN

SPECIAL ONE-YEAR PROGRAM

If you want to develop new skills, hone your body of work to apply for graduate school, or do a professional refresher, the Special One-Year Program is an opportunity to study full-time at one of the country's top colleges of art and design. This year-long program is primarily taken at the undergraduate senior level, although some flexibility in course selection allows a program that suits individual backgrounds and needs. All undergraduate programs, with the exception of Fashion Design, offer this special opportunity.

Candidates must hold a bachelor's degree, hold US citizenship or permanent residency, have considerable professional art or design experience, and meet the same admissions requirements as BFA applicants.

For further information, please visit www.otis.edu/admissions or call 800-527-OTIS (6847).

ART EDUCATION



For further information, please call 310-665-6850.
To register, visit www.otis.edu/ce

Art Education

ART EDUCATION CERTIFICATE PROGRAM is a sequence of 10 courses, providing intensive study in art education for individuals who already hold a BA, BFA, MA, or MFA in Fine Art / Design / Media Art. Offered in collaboration with Otis' Artist, Community and Teaching (ACT) Program, the certificate program offers two tracks to choose from. The **Teacher Credential Preparation Track** is designed to prepare individuals who wish to obtain the *California Single Subject in Art Teaching Credential* needed to teach in California grades K-12 public schools, by fulfilling the CA Commission on Teacher Credentialing Subject Matter in Art requirements. The **Teaching Artist Track** is designed to prepare students for positions that do not require a credential such as teaching artist in K-12 public or private schools, artists in residence programs, correctional facilities, museum education departments, non-profit arts organizations, etc. (SOC-25-3099*)

THE 10 COURSE SEQUENCE

Students may enroll in one of two tracks:

1) Teacher Credential Preparation Track:

Successful completion of this Certificate at the college credit level would allow students to qualify for a CSET waiver.

Program Prerequisite:

Students must already hold a BA, BFA, MA, or MFA in fine art/design/media art. Subject Matter Competency evaluation (Portfolio and Transcript review) by the ACT Director is required for enrollment in the Teacher Credential Preparation track only. For more information about this evaluation please refer to the ACT website. (<http://www.otis.edu/artists-community-teaching>)

Elective Courses:

Teacher Credential Preparation Track electives are chosen through advisement with the ACT Director, 310-846-2632.

2) Teaching Artist Track:

This Certificate prepares artists to teach in programs that do not require a CA Teaching Credential (private schools, artists in residence programs, correctional facilities, museum education departments, non-profit arts organizations.)

Program Prerequisite:

Students must already hold a BA, BFA, MA, or MFA in fine art/design/media art.

ESTIMATED TOTAL PROGRAM COST

The estimated program costs listed are based on students completing two courses per term (five terms) over a two-year period. Please refer to our website for detailed program costs. (<http://www.otis.edu/ce>) A completed Certificate Application and \$175 fee are required for official enrollment in the Certificate program.

Note: Certificate program courses are open to all students. Students interested in taking certificate program courses for professional growth, or personal development, are welcome to attend.

For further information, or to speak with a counselor, please call 310-665-6850.

All courses take place at Otis College of Art and Design's Elaine & Bram Goldsmith Campus, unless otherwise noted.

* Department of Labor Standard Occupational Code

** Estimated costs include application, tuition, registration, insurance, supplies and books

SPECIALIZATION TRACKS:
(choose a track and take courses indicated)

Teacher Credential Preparation Track

The following required courses must be taken for college credit in order to qualify for a CSET waiver. Courses are offered concurrently with the Otis BFA program and are typically scheduled during the day at the discretion of BFA administration:

XAED212	Teaching for Learning I †	3.0
XAED312	History of Aesthetics ††	3.0
XAED336	Teaching Internship ††	2.0
XAED412	Teaching for Learning II †	3.0

Required courses taken through Continuing Education:

Studio Electives	6.0
<i>Chosen through advisement with ACT Director based on CA Commission on Teacher Credentialing Subject Matter in Art Competency Requirements.</i>	

Total Credits:	17.0
Estimated total cost: \$23,220**	

Teaching Artist Track

The following required courses are offered concurrently with the Otis BFA program and are typically scheduled during the day at the discretion of BFA administration:

XAED212	Teaching for Learning I †	3.0
XAED245	Community Arts in LA ††	2.0
XAED335	Community Arts Internship †	2.0
XAED412	Teaching for Learning II †	3.0

Required courses taken through Continuing Education:

Studio Electives	6.0
<i>Can be taken in the BFA program (with instructor's approval) or Continuing Education. ACT Special Topics courses and CE Media Arts for Educators Certificate courses are highly recommended studio electives.</i>	

Total Credits:	16.0
Estimated total cost: \$7,110**	

† Typically offered in spring semester

†† Typically offered in fall semester

**ART EDUCATION CERTIFICATE
CORE COURSES:**

Teaching for Learning I

Early Start Date: January 13, 2015

This course provides a historical overview of education and art development theories and philosophies as well as social and liberation theories. Students are introduced to models of art education such as student-centered, discipline-based, and curriculum-based teaching through the arts. Topics include student populations, popular youth culture, diversity, inclusion, and learning styles. Contemporary artists who teach as part of their practices are discussed.

Prerequisite: None

First class materials: Note-taking materials

*January 13 – April 28 (no mtg. 3/17)
Tues 8:15–11:00am / 15 sessions /
limited enrollment*

Reg# 15101: \$595 Non-credit

Reg# 15102: \$640 Certificate Credit

Reg# 15103: \$3750 College Credit (3.0)

Instructor: Rory Sloan

XAED212

Teaching for Learning II

Early Start Date: January 14, 2015

In this course, emphasis is on the stages of human and aesthetic development in the youth and adult. Students synthesize study of cultural backgrounds, learning styles, and proficiency levels as they relate to the role of the visual arts in human development. Topics include art museum and community-based audiences, public artists working with city planning boards, classroom management, ESOL, Special Education, health and safety, engaging teaching styles, and best practices.

Prerequisite: XAED212 Teaching for Learning I

First class materials: Note-taking materials

*January 14 – April 29 (no mtg. 3/18)
Wed 8:15–11:00am / 15 sessions /
limited enrollment*

Reg# 15104: \$595 Non-credit

Reg# 15105: \$640 Certificate Credit

Reg# 15106: \$3750 College Credit (3.0)

Instructor: Susan Josepher

XAED412



TEACHING ARTIST TRACK REQUIRED COURSES:

Community Arts Internship

Early Start Date: January 12, 2014

Students intern at K-12 schools, museums, galleries, cultural organizations, or with socially engaged artists and designers to expand and reflect on their understanding of education theory and community engagement. Required for students in the Teaching Artist Track of the Art Education Certificate Program.

Prerequisite: XAED212 Teaching for Learning I and XAED245 Community Arts in LA

First class materials: Note-taking materials, draft of resume/cv, USB drive

January 12 – May 4

(no mtg. 1/19, 2/16, & 3/16; make-up mtg. Tues 5/5)

Mon 8:00–11:00am / 15 sessions /

limited enrollment

Reg# 15107: \$595 Non-credit

Reg# 15108: \$640 Certificate Credit

Reg# 15109: \$2500 College Credit (2.0)

Instructor: Patricia Kovic

XAED335

ELECTIVES:

Special Topics: Socially Engaged Art – Interventionist and Public Practices

Early Start Date: January 12, 2014

A course for those who define their practice as socially engaged or want to refocus their practice in the interest of social justice. In addition to in-depth critiques and work-shopping projects, students will examine the shift “from studio to situation.”

Prerequisite: XAED245 Community Arts in LA or instructor’s permission

First class materials: Note-taking materials

January 12 – May 4

(no mtg. 1/19, 2/16, & 3/16; make-up mtg. Tues 5/5)

Mon 7:00–10:00pm / 15 sessions /

limited enrollment

Reg# 15110: \$595 Non-credit

Reg# 15111: \$640 Certificate Credit

Reg# 15112: \$2500 College Credit (2.0)

Instructor: Christina Sanchez Juarez

XAED300

PROFESSIONAL DEVELOPMENT FOR TEACHERS:

THE ARTS IN EDUCATION SERIES

NEW!

Raising the Bar: The Power of Big Ideas in Arts Education*

What's the "big idea"? In education, a "big idea" provides a way of looking at seemingly isolated facts, concepts, or confusing experiences to help connect the dots and make sense of them. For example, "the life cycle" is a big idea for connecting events that may appear as discrete or one-way events, "the hero's journey" helps us understand literature from many places, cultures, and times, and Newton's Law, "for every action there is an equal reaction" illustrates a powerful idea about change. In this one-day art education workshop, explore new strategies to enrich your classroom instruction, transform art experiences, and make learning come alive by identifying and incorporating big ideas into art lessons. Through hands-on art activities and your own teacher-tested lessons (or lesson samples provided by the instructor), educators work in small groups to uncover the big ideas, reshape learning activities, and take them to new heights. At day's end, participants connect the art lessons to other subjects, allowing both disciplines to support and strengthen each other through parallel concepts and big ideas. Workshop includes discussion about how the new National Core Arts Standards utilize strategies including big ideas, enduring understandings (overarching concepts), and essential questions (broad and topical conceptual questions) as a foundation for innovative learning.

Prerequisite: None

First class materials: Bring at least one time-tested art lesson – digital on a flash drive, plus two hard copies (if you don't have a lesson, you can choose one from several provided by the instructor); a Selfie (either on a device or printed); drawing tool (black felt-tip pen); note-taking materials; USB flash drive 2GB (minimum).

March 7

Sat 9:30am–4:30pm / 1 session / 16 students

Reg# 15113: \$99* .5 CEU**

Instructor: Lee Hanson

XAED455

TEACHER DISCOUNTS

apply to most Otis Continuing
Education courses.

For information, see page 100.



Tuition remission for teachers is supported by
Sony Pictures Entertainment

Open House

CONTINUING EDUCATION

Sunday, January 11, 2015 1pm-3pm

Goldsmith Campus in Westchester
9045 Lincoln Boulevard, 2nd floor

For reservations and further information,
please call 310-665-6850.

ART HISTORY AND TOURS



For further information, please call 310-665-6850.
To register, visit www.otis.edu/ce

Art History and Tours

All courses take place at Otis College of Art and Design's Elaine & Bram Goldsmith Campus, unless otherwise noted.

NEW!

Art Making through the Ages: A Hands-on Approach to Art History

In this course, students deepen their creative abilities while exploring significant artistic achievements from pre-history through contemporary times. Throughout human existence, art making has been one of the most tangible expressions of our highest aspirations and deepest emotions. The arts are an essential aspect of all societies and cultures – people the world over have mirrored, decorated, critiqued, and even changed society through their creative works. Course explores major achievements throughout the ages including pre-history, Middle Ages, the Renaissance, Impressionism, Expressionism, Fauvism, Surrealism, and contemporary art. This unique approach provides an opportunity for students to enhance their own work through hands-on art exercises, while expanding their knowledge of art history.

Prerequisite: None

First class materials: TBD

February 2 – April 20 (no mtg. 2/16 & 3/16)

Mon 7:00–10:00pm / 10 sessions / 12 students

Reg# 15120: \$395 Non-credit

Reg# 15121: \$430 Certificate Credit

Reg# 15122: \$1250 College Credit (1.0)

Instructor: Linda Jacobson

XARH300

OTIS ART AND DESIGN TOURS:

Otis Art and Design Tours offers exceptional travel study experiences for the general public and campus communities. These special programs enable unique access to world-class artists, museums, and cultural treasures.

These special programs enable participants to explore multicultural relations, gain experiential knowledge of real-world problems, and be provided with the tools to promote civic engagement.

March 2015: Los Angeles

NEW!

Los Angeles: L.A. Past Lives

This one-week intensive program explores Los Angeles as a creative community and a cultural center with historians, writers, artists, and designers. From modern to postmodern architectural landmarks including Lloyd Wright, Schindler, Neutra, Eames, and Gehry buildings and/or projects, examines L.A. as a laboratory of design and art. Course visits historical and ecological sites of L.A. such as the Watts Towers, L.A. River, recreational parks (Hahn's Park), Olvera Street, Bunker Hill, and other neighborhoods in relation to cinema and its image production (specifically, tracing the whereabouts, actual and virtual, of L.A. cityscape through the film *Blade Runner*). Includes daily bus transportation, guest speakers, and admission to Schindler House, Eames House, and Getty Villa. Wear comfortable shoes. Application deadline: December 8, 2014

March 16 – March 21

Mon–Sat 9:00am–3:00pm (Orientation mtg.

2/4, 12:30–3:15pm) / 6 sessions / 25 students

Please go to: www.otis.edu/travel-study-programs

Lead instructor: Adam Berg

XOAT555



Upcoming International tours include:

May 2015: Brazil

Lead instructor: Linda Pollari

May 2015: Spain

Lead instructor: Todd Erlandson

May 2015: Ecuador

Lead instructor: JoAnn Staten

August 2015: Mexico

Lead instructor: Ann Suma

For additional information:

<http://www.otis.edu/otis-art-tours>

otisce@otis.edu

310.665.6850

Open House

CONTINUING EDUCATION

Sunday, January 11, 2015 1pm-3pm

Goldsmith Campus in Westchester
9045 Lincoln Boulevard, 2nd floor

For reservations and further information,
please call 310-665-6850.

DESIGN



For further information, please call 310-665-6850.
To register, visit www.otis.edu/ce

- › Digital Media Arts
- › Fashion Design
- › Graphic Design
- › Illustration
- › Interior and Home Design
- › Lighting Design
- › Product Design
- › Textile Surface Design

Digital Media Arts

DIGITAL MEDIA ARTS CERTIFICATE PROGRAM is a sequence of 18 courses, providing intensive study in media arts for those beginning a new career, making a career change, or seeking to enhance their existing art, design, or teaching skills. The program combines the theoretical study of digital media with the acquisition of technical knowledge. The sequence was designed to prepare students for positions as digital artists in the below areas or to augment their current design practices and experience in: **Animation | Digital Imaging and Illustration | Digital Media Arts Education | Motion Graphics | Video Editing | Web Design**

Students use software applications most commonly used by design professionals. Practical training leads to the development of a professional portfolio. All digital courses are hands-on, taught in the computer lab, and include additional lab time on a sign-up basis at no additional cost.

THE 18 COURSE SEQUENCE

Foundation Courses [4]:

- XDWG1001** Drawing & Composition
- XGRD1101** Color Theory & Design
- XGRD5012** Fundamentals of 2-Dimensional Design
- XDMA9011** Introduction to Digital Design

Core Courses [3]:

- XDMA9009** Digital Imaging I: Photoshop
- XDMA9121** Digital Drawing & Illustration I: Illustrator
- XDMA9122** Media Literacy (online course)

Electives [2]:

To be selected from tracks other than student's primary specialization or from the Graphic Design or Illustration disciplines.

Specialization Tracks [9]:

Students specialize in one area and take courses as listed.

ESTIMATED TOTAL PROGRAM COST

The estimated program costs listed below are based on students completing two courses per term (nine terms) over a three-year period. Please refer to our website for detailed program costs. (<http://www.otis.edu/ce>) A completed Certificate Application and \$175.00 fee are required for official enrollment.

Note: Certificate program courses are open to all students. Students, interested in taking certificate program courses for professional growth or personal development, are welcome to attend.

For further information, or to speak with a counselor, please call 310-665-6850.

All courses take place at Otis College of Art and Design's Elaine & Bram Goldsmith Campus, unless otherwise noted.

Open House

CONTINUING EDUCATION

Sunday, January 11, 2015 1pm-3pm

Goldsmith Campus in Westchester
9045 Lincoln Boulevard, 2nd floor

For reservations and further information,
please call 310-665-6850.

SPECIALIZATION TRACKS:

9 courses per track

(choose a track and take courses indicated)

Animation (SOC 27-1014*)

- XDWG1014** Life Drawing
- XILU6300** Character Design for Animation and Cartooning
- XILU5019** Storyboarding for Film and Animation
- XDMA9145** Digital Storytelling
- XDMA9146** 2D Animation I
- XDMA9147** 2D Animation: II
- XDMA9148** 3D Animation Principles
- XDMA9149** 3D Animation: Maya
- XDMA9223** Final Portfolio: Professional Practices

Estimated total cost: \$13,195**

Digital Imaging and Illustration (SOC 27-1014*)

- XGRD5014** Introduction to Graphic Design
- XDWG1014** Life Drawing
- XILU5019** Storyboarding for Film and Animation
- XILU5020** Quick Sketch Techniques
- XDMA9136** Digital Imaging II: Photoshop
- XDMA9137** Digital Imaging III: Photoshop
- XDMA9221** Digital Drawing & Illustration II: Illustrator
- XDMA9222** Digital Media Arts: Advanced Projects
- XDMA9223** Final Portfolio: Professional Practices

Estimated total cost: \$12,915**

Digital Media Arts Education (SOC 25-3099*)

- XDMA9157** Media Arts Tools
- XDMA9145** Digital Storytelling
- XPHO2600** Digital Photography
- XDMA9159** Time-Based Media
- XDMA9160** Design Based Learning
- XDMA9161** Managing the Media Arts Studio
- XDMA9162** Assessment Strategies
- XDMA9163** Curriculum Development
- XDMA9164** Creating the Digital Portfolio

Estimated total cost: \$13,475**

Motion Graphics (SOC 27-1014*)

- XGRD5014** Introduction to Graphic Design
- XGRD5029** Typography I
- XGRD5030** Typography II
- XILU5019** Storyboarding for Film and Animation
- XDMA9136** Digital Imaging II: Photoshop
- XDMA9142** Motion Graphics I
- XDMA9143** Motion Graphics II
- XDMA9144** Editing I
- XDMA9223** Final Portfolio: Professional Practices

Estimated total cost: \$12,915**

Video Editing (SOC 27-4032*)

- XILU5019** Storyboarding for Film and Animation
- XDMA9145** Digital Storytelling
- XDMA9151** Production: Camera, Lighting, & Sound
- XDMA9152** Editing I
- XDMA9153** Editing II
- XDMA9154** Sound Editing
- XDMA9155** Motion Graphics I
- XDMA9156** Editing III
- XDMA9223** Final Portfolio: Professional Practices

Estimated total cost: \$13,755**

Web Design (SOC 15-1134*)

- XGRD5014** Introduction to Graphic Design
- XGRD5029** Typography I
- XDMA9135** Introduction to Web Design
- XDMA9136** Digital Imaging II: Photoshop
- XDMA9138** Flash I
- XDMA9139** Web Design I
- XDMA9140** Web Design II
- XDMA9141** Web Design III
- XDMA9223** Final Portfolio: Professional Practices

Estimated total cost: \$13,475**

*Department of Labor Standard Occupational Code

**Estimated costs include application, tuition, registration, insurance, supplies, and books

FOUNDATION COURSES:

Drawing & Composition

This beginning course develops skills in the elements of drawing and composition. Through demonstration, class exercises, and critiques, students explore concepts including contour line, cross contour, modeling, uses of marks to show form and space, perspective, scale and measurement, and positive/negative space.

Prerequisite: None

First class materials for Adams: One box of Staedler Mars graphite pencils 9H or 9B; one roll of drafting tape or artists tape (low tack tape), 1/2" thick; one Staedler Mars white plastic eraser; one pencil sharpener; one Masonite drawing board with two clips and pink rubber band (large enough to hold an 18" x 24" sketch pad; one 18" x 24" Strathmore recycled drawing tablet (dark green cover) or Strathmore drawing tablet (brown cover)

First class materials for Jones: Drawing board; 18" x 24" sketchpad (Strathmore, Canson, Aqua-bee); 11"x14" sketchbook; Charcoal pencils: hard (HB or B), medium (2B or 4B), soft (6B or 8B); Pastel pencils: Faber-Castell "PITT" or Stabilo "CarbOthello" pencils, NO Conte' pastel pencils; Pastel colors: dark sephia in PITT and one or two other dark earth-tones, blues, reds; Colored pencils: Faber-Castell "Polychromos" and Berol "Prismacolor" Colors: two or three in dark colors (black, reds, blues, etc.; Do not get watercolor versions of these pencils) Kneaded rubber eraser; Eraser shield; Razor blades; Small piece #100 sandpaper (3" x 4"); Chamois; 18" x 2" "See-Thru Ruler" (plastic)

At Otis' New Mid-Wilshire Studio

February 1 – May 3 (no mtg. 3/22 & 4/5)

Sun 1:30–4:30pm / 12 sessions / 20 students

Location: 6124 Wilshire Blvd., Los Angeles 90048

Reg# 15347: \$395 Non-credit

Reg# 15348: \$430 Certificate Credit

Reg# 15349: \$1250 College Credit (1.0)

Instructor: Lisa Adams

XDWG1001

Elaine and Bram Goldsmith Campus

February 1 – May 3 (no mtg. 3/22 & 4/5)

Sun 9:30am–12:30pm / 12 sessions / 20 students

Reg# 15341: \$395 Non-credit

Reg# 15342: \$430 Certificate Credit

Reg# 15343: \$1250 College Credit (1.0)

Instructor: Beverly Bledsoe

XDWG1001

February 3 – April 28 (no mtg. 3/17)

Tues 7:00–10:00pm / 12 sessions / 20 students

Reg# 15344: \$395 Non-credit

Reg# 15345: \$430 Certificate Credit

Reg# 15346: \$1250 College Credit (1.0)

Instructor: Ken Jones

XDWG1001

Color Theory & Design

An essential course for anyone pursuing or currently working in any art or design field who must communicate effectively with color. Confidence and skill are developed through weekly color-mixing exercises and homework projects using gouache. Through lecture, demonstration, critique, and practical experience, students investigate color theory, historical color comparison, color in nature, and analyze masterpiece color. Lectures include the phenomena of color and light and the use of color as a marketing tool.

Prerequisite: None (may be taken concurrently with XGRD5012 Fundamentals of 2-Dimensional Design)

First class materials for Blake: Notebook, 2" x 18" clear plastic grid ruler, 19" x 23" layout bond, 2H pencil, eraser, illustration board (15" x 20" Crescent cold press medium weight), 2 tapes: 1/2" low-tack drafting or graphics tape, 3/4 high-tack masking tape, one large size tube of permanent white gouache (Windsor Newton,) #6 Windsor Newton Sceptre gold round brush, 2 plastic water containers, large palette, compass (opens to 5" radius,) eyedropper

First class materials for Case: Note-taking materials

January 31 – April 25 (no mtg. 3/21)

Sat 2:00–5:00pm / 12 sessions / 16 students

Reg# 15218: \$395 Non-credit

Reg# 15219: \$430 Certificate Credit

Reg# 15220: \$1250 College Credit (1.0)

Instructor: Caroline Blake

XGRD1101

February 2 – May 4 (no mtg. 2/16 & 3/16)
Mon 7:00–10:00pm / 12 sessions / 16 students
Reg# 15221: \$395 Non-credit
Reg# 15222: \$430 Certificate Credit
Reg# 15223: \$1250 College Credit (1.0)
Instructor: Cole Case
XGRD1101

Fundamentals of 2-Dimensional Design

This foundation-level course introduces design for the beginner through the application and understanding of 2-dimensional elements and principles. Course offers preparation for beginners and professionals in several design areas. Weekly achromatic (non-color) projects deal with fundamentals of line, space, directional movement, balance, value, texture, pattern, and monochromes. Confidence in hand skills is developed and a final project in the student's area of interest is required. Students gain exposure to a range of current and historical design forms. Class includes studio time, slide lectures, and critique.

Prerequisite: None (may be taken concurrently with XGRD1101 Color Theory & Design)

First class materials for Blake: 8 1/2" x 11" paper, 2H pencil, 2" x 18" clear plastic grid ruler, black chisel-point marker, micro fine-line black pen, pencil sharpener, eraser, Pentel brand fine-point white correction pen, 3M correction tape (1/4" or smaller)

First class materials for Osherow: Sketchbook, pencil, ruler, medium and broad point black felt markers

January 31 – April 25 (no mtg. 3/21)
Sat 10:00am–1:00pm / 12 sessions / 16 students
Reg# 15224: \$395 Non-credit
Reg# 15225: \$430 Certificate Credit
Reg# 15226: \$1250 College Credit (1.0)
Instructor: Caroline Blake
XGRD5012

February 5 – April 30 (no mtg. 3/19)
Thur 7:00–10:00pm / 12 sessions / 16 students
Reg# 15227: \$395 Non-credit
Reg# 15228: \$430 Certificate Credit
Reg# 15229: \$1250 College Credit (1.0)
Instructor: Randy Osherow
XGRD5012

Introduction to Digital Design

Learn the basics of computer operation for graphics applications. Instruction focuses on the Mac platform and introduces students to hierarchical structure, graphic interface, and various applications. Students are exposed to a wide array of digital graphics software applications including: Adobe Illustrator, Adobe Photoshop, QuarkXpress, Adobe InDesign, Adobe Flash, and Adobe Dreamweaver. (Please note: software varies depending on course emphasis.) This hands-on course is taught in the Otis computer lab, and includes additional lab time on a sign-up basis at no additional cost.

Prerequisite: XCMP9200 Basic Computer Operations or equivalent knowledge

First class materials for Godwin: USB Flash Drive; Please test functionality of disk before use.

First class materials for Marinaccio: USB Flash Drive; note-taking materials

(Emphasis: Web Design/Multimedia)

January 31 – April 11 (no mtg. 3/21)
Sat 1:00–4:00pm / 10 sessions / 16 students
Reg# 15123: \$675 Non-credit
Reg# 15124: \$710 Certificate Credit
Reg# 15125: \$1550 College Credit (1.0)
Instructor: Moshé L. Godwin
XDMA9011

(Emphasis: Graphic Design/Print)

February 4 – April 15 (no mtg. 3/18)
Wed 7:00–10:00pm / 10 sessions / 16 students
Reg# 15126: \$675 Non-credit
Reg# 15127: \$710 Certificate Credit
Reg# 15128: \$1550 College Credit (1.0)
Instructor: Kathleen Marinaccio
XDMA9011

CORE COURSES:

Digital Imaging I: Photoshop

Students are introduced to digital imaging on the Mac using Adobe Photoshop. Instruction focuses on the basic functions of the program for image manipulation, which include tools and palettes, image resolution, file formats, and input/output options. Course offers real-world solutions for professionals and artists. This hands-on course is taught in the Otis computer lab, and includes additional lab time on a sign-up basis at no additional cost.

Prerequisite: XDMA9011 Introduction to Digital Design

First class materials: USB Flash Drive

February 3 – April 14 (no mtg. 3/17)

Tues 7:00–10:00pm / 10 sessions / 16 students

Reg# 15135: \$675 Non-credit

Reg# 15136: \$710 Certificate Credit

Reg# 15137: \$1550 College Credit (1.0)

Instructor: Julie Robey

XDMA9009

Digital Drawing & Illustration I: Illustrator

Students are introduced to illustration and drawing on the Mac using Adobe Illustrator. Instruction focuses on the basic functions of the program including the use of the tool palette, menus, layers, color palette, and tracing tools for use in the design of logos, packaging, publications, signage, and illustrations. Course offers real-world solutions for professionals and artists. This hands-on course is taught in the Otis computer lab, and includes additional lab time on a sign-up basis at no additional cost.

Prerequisite: XDMA9011 Introduction to Digital Design, XDWG1001 Drawing & Composition

First class materials: USB Flash Drive

February 3 – April 14 (no mtg. 3/17)

Tues 7:00–10:00pm / 10 sessions / 16 students

Reg# 15129: \$675 Non-credit

Reg# 15130: \$710 Certificate Credit

Reg# 15131: \$1550 College Credit (1.0)

Instructor: Moshé L. Godwin

XDMA9121

Early Bird Discount

Otis Continuing Education offers a \$50 discount on most courses, for students enrolling on or before the Open House on January 11, 2015.

For more information, see page 100.

Media Literacy

Online Course

This course focuses on the importance of accessing, deconstructing, analyzing and evaluating the media. Students look at the media through an historical lens in order to better understand cultural values presented. Course explores the impact of the media on daily lives and questions what is in the frame, how it is constructed, as well as what may have intentionally or unintentionally left out of view. Through lectures, group discussions, assignments and media presentations, students develop an understanding of visual language and the ability to decode the symbols transmitted via the media. Please note: Course takes place completely online in an asynchronous environment. Material will be uploaded weekly on Monday evenings, 7:00pm (Pacific Time). Login information will be forwarded following student registration. Enrollment deadline: Mon, 2/3.

Prerequisites: None

First class materials: Operating system requirements: Mac users – OS X Snow Leopard or higher; PC users – Windows XP or higher

February 2 – April 20 (no mtg. 2/16 & 3/16)

Varied / 10 weeks / 16 students

Reg# 15170: \$395 Non-credit

Reg# 15171: \$430 Certificate Credit

Reg# 15172: \$1250 College Credit (1.0)

Instructor: Ruth Ann Anderson

XDMA9122

SPECIALIZATION TRACK COURSES:

(listed by course #)

Introduction to Web Design

Students learn by real-world example, in-class projects, and lecture how to successfully approach any design and technology project for the Internet, whether an international music company or a small single person site. Course covers the creative, strategic, and technological aspects of the medium. Students learn how to execute a project from start to finish combining the essential elements of creating a launch strategy, stealth design, and best practices in technology, communication, and integration. Course is geared toward arming students with real-world skills, and includes design critiques and studio time with the instructors, as well as “Golden Rules” business practices that will make any project undertaken a smashing success.

Prerequisite: Basic knowledge of Photoshop and PowerPoint. Note: HTML is not necessary but a like skill will be necessary for real implementation.

First class materials: USB Flash Drive

February 4 – April 15 (no mtg. 3/18)

Wed 7:00–10:00pm / 10 sessions / 16 students

Reg# 15144: \$675 Non-credit

Reg# 15145: \$710 Certificate Credit

Reg# 15146: \$1550 College Credit (1.0)

Instructors: Kimberly Brooks /

Jessica Robins-Thompson

XDMA9135

Digital Imaging III

This course is designed for students who have experience in image manipulation on the Mac. Students have the opportunity to create original art using various programs. Instruction focuses on creating and editing images from input devices such as digital cameras, color scanners, and film scanners. Students learn publishing and layout techniques for various output options including color laser and wide format. Course offers real-world solutions for professionals and artists. This hands-on course is taught in the Otis computer lab, and includes additional lab time on a sign-up basis at no additional cost.

Prerequisite: XDMA9136 Digital Imaging II

First class materials: USB Flash Drive

February 4 – April 15 (no mtg. 3/18)

Wed 7:00–10:00pm / 10 sessions / 16 students

Reg# 15165: \$675 Non-credit

Reg# 15166: \$710 Certificate Credit

Reg# 15167: \$1550 College Credit (1.0)

Instructor: Eugene Ahn

XDMA9137

Flash I

This foundation course in Flash explores how to draw, paint, and create vector objects, and techniques for animating. Course also covers motion tweening, shape tweening, creating buttons for interactivity, incorporating sound, and preparing a project for optimal Web playback. Each class session includes lecture, step-by-step demonstration, and hand-outs. Students create a final project that demonstrates their skills.

Prerequisite: XDMA9009 Digital Imaging II: Photoshop; knowledge of Illustrator is helpful.

First class materials: USB Flash Drive

February 3 – April 14 (no mtg. 3/17)

Tues 7:00–10:00pm / 10 sessions / 16 students

Reg# 15153: \$675 Non-credit

Reg# 15154: \$710 Certificate Credit

Reg# 15155: \$1550 College Credit (1.0)

Instructor: Kate Johnson

XDMA9138

Web Design I

In this course, students learn the fundamentals of web site authoring. Course covers basic HTML, preparing images for the web, site planning, and web page construction. Additional topics include flow chart and storyboard design, content development, search engines, an introduction to HTML5, Adobe Dreamweaver, the Box Model, complex navigation, responsive Design and current issues and events involving the Internet. Software includes most current Adobe Creative Suite as well as Plain Text Format. Students build a web site composed of the final project made during the semester. E-mail, an important component of the class experience, is required.

Prerequisite: Introduction to Photoshop or equivalent knowledge

First class materials: Operating system requirements: Mac users – OS X Snow Leopard or higher; PC users – Window XP or higher; students will receive access to Creative Cloud (or similar) to ensure consistent software.

February 3 – April 14 (no mtg. 3/17)

Tues 7:00–10:00pm / 10 weeks / 16 students

Reg# 15147: \$675 Non-credit

Reg# 15148: \$710 Certificate Credit

Reg# 15149: \$1550 College Credit (1.0)

Instructor: Eugene Ahn

XDMA9139

Web Design III

In this course students design web sites with the latest advanced web technologies, including animation, sound, Flash, JavaScripts, Style Sheets and HTML5. Students learn advanced WYSIWYG software applications used to create state-of-the-art web design, effects, and navigation. Additional topics include flow chart and storyboard design, content development, search engines, web scripting, uploading web pages, and current issues and events involving the Internet. In this course, students create their own website, research hosts and obtain a domain name culminating in uploading their site. Software includes Adobe Creative Suite and HTML5. E-mail, an important component of the class experience, is required. This hands-on course is taught in the Otis computer lab, and includes additional lab time on a sign-up basis at no additional cost.

Prerequisite: XDMA9140 Web Design II

First class materials: USB Flash Drive

February 1 – April 19 (no mtg. 3/22 & 4/5)

Sun 1:30–4:30pm / 10 sessions / 16 students

Reg# 15150: \$675 Non-credit

Reg# 15151: \$710 Certificate Credit

Reg# 15152: \$1550 College Credit (1.0)

Instructor: Eugene Ahn

XDMA9141

Motion Graphics II

This course explores advanced concepts of motion design as they relate to the use of Adobe After Effects on the Mac. Course reinforces many of the best practices and techniques learned in Motion Graphics I along with introducing new ones. Guided tutorials are used to help students learn helpful production methods and effects. Each class session involves lectures, technical demonstrations, and professional examples of motion graphics used in broadcast media. Assignments cover the advanced use of After Effects tools, composition and design, storyboarding, project planning, and adding both music and sound synchronization. Course offers real-world solutions for professionals and artists. This hands-on course is taught in the Otis computer lab, and includes additional lab time on a sign-up basis at no additional cost.

Prerequisite: XDMA9136 Digital Imaging II; XDMA9142 Motion Graphics I

First class materials: USB Flash Drive

January 31 – April 11 (no mtg. 3/21)

Sat 1:30–4:30pm / 10 sessions / 16 students

Reg# 15138: \$675 Non-credit

Reg# 15139: \$710 Certificate Credit

Reg# 15140: \$1550 College Credit (1.0)

Instructor: Jeff Kaisershot

XDMA9143

2D Animation I

A study of 2D Animation for feature film, television, and the web using Adobe Flash CS4 as the primary tool. Students study the basics of timing, weight, and anticipation and apply these skills through storyboarding and character design.

Prerequisite: XDMA9011 Introduction to Digital Design; XDMA9009 Digital Imaging I

First class materials: USB Flash Drive

February 5 – April 16 (no mtg. 3/19)

Thur 7:00–10:00pm / 10 sessions / 16 students

Reg# 15141: \$675 Non-credit

Reg# 15142: \$710 Certificate Credit

Reg# 15143: \$1550 College Credit (1.0)

Instructor: Luis Ruiz

XDMA9146

3D Modeling

This course covers the principles of computer graphics and visual effects through the production of three-dimensional, computer-generated animation utilizing Maya. Focuses on establishing a working knowledge of Maya's suite of tools, as well as building a foundation within 3D media. Through the creation of projects, students gain an understanding of modeling, lighting, animation, and rendering.

Prerequisite: XDMA9011 Introduction to Digital Design; XDMA9009 Digital Imaging I; XDMA9146 2D Animation I

First class materials: USB Flash Drive

February 1 – April 19 (no mtg. 3/22 & 4/5)

Sun 1:00–4:00pm / 10 sessions / 16 students

Reg# 15156: \$675 Non-credit

Reg# 15157: \$710 Certificate Credit

Reg# 15158: \$1550 College Credit (1.0)

Instructor: Luis Ruiz

XDMA9148

Video Editing I

This hands-on course provides a strong introduction and foundation in nonlinear video editing skills and techniques. Editing software such as Final Cut Pro is used to create projects that focus on continuity, screen direction, and narrative clarity. Technical topics covered include: capturing and logging, organizing workflow, building rough cuts by working with timelines and clips, refining rough cuts through the use of trimming, refining edit points, and applying transitions. Working in small teams, the class's primary project is a short narrative silent video, which is then used as the basis to explore editing approaches and techniques. Using the same footage, each student creates their own edit of the narrative, refining and focusing it over the course of the term. Hands-on tutorials reinforce technical editing concepts introduced in lecture and demonstrations. Films and videos that demonstrate key concepts from lecture material are screened and discussed. Students also learn basic terminology and receive an overview of career options in the editing field.

Prerequisite: XILU5019 Storyboarding for Animation & Film; XDMA9145 Digital Storytelling; XDMA9151 Video Production: Camera, Lighting, & Sound

First class materials: USB Flash Drive

February 4 – April 15 (no mtg. 3/18)

Wed 7:00–10:00pm / 10 sessions / 16 students

Reg# 15162: \$675 Non-credit

Reg# 15163: \$710 Certificate Credit

Reg# 15164: \$1550 College Credit (1.0)

Instructor: Chris Rowland

XDMA9152

Developing Apps for Mobile Devices

Online Course

Applications or apps for mobile devices represent an expansive field that mixes interactivity with creativity and blends the lines between the digital and physical environments. In this course, students learn how to create applications for the iOS (iPhone, iPad) and Android operating systems using the Corona Software Development Kit. Students will learn how to write code and create graphics for these mobile platforms. Course examines best practices when writing code, with an emphasis on making programming as accessible as possible for all students and emphasizes an understanding of the internal logic that can be applied to all programming languages. Also covers historical and contemporary examples of successful and unique applications (particularly games). This course will not use XCode, Java or Objective C. Please note: Course takes place completely online in an asynchronous environment. Material will be uploaded weekly on Monday evenings, 7:00pm (Pacific Time). Login information will be forwarded following student registration. Enrollment deadline: Mon, 2/10.

Prerequisites: None

First class materials: Operating system requirements: Mac users – OS X Snow Leopard or higher; PC users – Windows XP or higher

February 2 – April 20 (no mtg. 2/16 & 3/16)

Varied / 10 weeks / 16 students

Reg# 15173: \$395 Non-credit

Reg# 15174: \$430 Certificate Credit

Reg# 15175: \$1250 College Credit (1.0)

Instructor: Crossman Wilkins

XDMA9165

Digital Drawing & Illustration II: Adobe Illustrator

This course focuses on the exploration of advanced digital drawing techniques with Adobe Illustrator using the Macintosh. Various approaches to utilizing Adobe Illustrator's tools are explored via lecture, guided hands-on tutorials, and homework projects. Course also offers instruction on effectively combining both vector and raster-based images into large-scale print projects. Students are challenged to combine their imagination with Adobe Illustrator to create real-world, professional, visually engaging, artistic solutions.

Prerequisite: Digital Drawing & Illustration: Adobe Illustrator or equivalent knowledge

First class materials: 128 MB USB Flash Drive or Jump Drive

February 4 – April 15 (no class mtg. 3/18)

Wed 7:00–10:00pm / 10 sessions / 16 students

Reg# 15132: \$675 Non-credit

Reg# 15133: \$710 Certificate Credit

Reg# 15134: \$1550 College Credit (1.0)

Instructor: Moshé Godwin

XDMA9221

Final Portfolio

For advanced students enrolled in the Digital Media Arts certificate program. In this course students create a portfolio from work produced throughout their course of study. The instructor provides individualized critique regarding technical and conceptual development and offers guidance for developing an effective portfolio. Also covers presentation skills. Students work independently and meet with the instructor weekly.

Prerequisite: Students in all areas of specialization (except the Arts Education track) must enroll during their last semester, prior to graduation.

Dates to be arranged

Day and time to be arranged with instructor

6 sessions / limited enrollment

Reg# 15168: \$710 Certificate Credit

Reg# 15169: \$1550 College Credit (1.0)

Instructor: Students request instructor

XDMA9223

Visit our web site:

www.otis.edu

Life Drawing

This beginning/intermediate course emphasizes the structure and proportion of the human form. While drawing from the live model, studio instruction includes quick sketch, long, and short poses. Students work in a variety of drawing media. Course may be repeated.

Prerequisite: XDWG1001 Drawing & Composition

First class materials: Drawing pencils, kneaded eraser, compressed charcoal, 18" x 24" newsprint pad, drawing board.

February 3 – April 28 (no mtg. 3/17)

Tues 7:00–10:00pm / 12 sessions / 18 students

Reg# 15350: \$395 Non-credit

Reg# 15351: \$430 Certificate Credit

Reg# 15352: \$1250 College Credit (1.0)

Instructor: Chris Warner

XDWG1014

Introduction to Graphic Design

This foundation course familiarizes students with the basic principles of composition, design methodologies, and career options in professional visual communication design. Through weekly hands-on assignments and in-depth slide lectures on layout, typography, symbol design, photography, digital imaging and illustration, students become acquainted with a wide variety of topics in contemporary graphic design. This is an excellent course in which to start building a professional design portfolio. Students can complete their assignments using their own computer or by traditional techniques that are discussed by the instructor in conjunction with each assignment.

Prerequisite: None

First class materials: Note-taking materials

January 31 – April 11 (no mtg. 3/21)

Sat 1:00–4:00pm / 10 sessions / 16 students

Reg# 15215: \$395 Non-credit

Reg# 15216: \$430 Certificate Credit

Reg# 15217: \$1250 College Credit (1.0)

Instructor: Debra Valencia

XGRD5014

Typography I

This studio course considers type selection and type production. Special emphasis is on the mechanics of type including measurements, type spacing, and composition. Analysis of basic letterforms, drawing and inking techniques, and letter indication are stressed. Students produce a small booklet or a poster.

Prerequisite: None

First class materials: Thin and thick black markers, 8 1/2" x 11" white bond, 12" Schaedler Precision Ruler

February 5 – April 16 (no mtg. 3/19)

Thur 7:00–10:00pm / 10 sessions / 16 students

Reg# 15230: \$395 Non-credit

Reg# 15231: \$430 Certificate Credit

Reg# 15232: \$1250 College Credit (1.0)

Instructor: Lorna Turner

XGRD5029

Typography II

This intermediate design course allows students to further explore the use of typography as a powerful and effective means of communication. Through in-class exercises, slide lectures and outside projects, students learn to create typographic solutions to various design problems---applying such principles as hierarchy, contrast, scale, rhythm, and spatial relationships. Students focus on refining their skills through typographic expression.

Prerequisite: XGRD5026 Digital Print Production, XGRD5029 Typography I

First class materials: TBD

February 4 – April 15 (no mtg. 3/18)

Wed 7:00–10:00pm / 10 sessions / 16 students

Reg# 15233: \$395 Non-credit

Reg# 15234: \$430 Certificate Credit

Reg# 15235: \$1250 College Credit (1.0)

Instructor: Staff

XGRD5030

NEW!

InDesign

In this course students learn how to manipulate visual elements in page design using the page composition software, Adobe In-Design. Course focuses on systematically developing strong and creative layout solutions by means of a cumulative, conceptual design process. Projects emphasize effective integration of photographs, illustrations, and display and text type. Course covers creating single and multi-page documents; applying typographic principles to documents produced in an electronic environment; creating professionally acceptable layouts for subsequent electronic application; importing and manipulating data from other graphics software as part of the final graphics assembly; developing and using grids to organize type, images, and graphic elements; and collecting and saving documents using appropriate specialized file formats for successful proofing and/or final output at a service bureau.

Prerequisite: XDMA9011 Introduction to Digital Design

First class materials: USB Flash Drive

February 4 – April 15 (no mtg. 3/18)

Wed 7:00–10:00pm / 10 sessions / 16 students

Reg# 15250: \$675 Non-credit

Reg# 15251: \$710 Certificate Credit

Reg# 15252: \$1250 College Credit (1.0)

Instructor: Staff

XGRD6700

Open House

CONTINUING EDUCATION

Sunday, January 11, 2015 1pm-3pm

Goldsmith Campus in Westchester
9045 Lincoln Boulevard, 2nd floor

For reservations and further information,
please call 310-665-6850.



Storyboarding for Film and Animation

Storyboards help the designer, art director, producer, director, and client visualize a finished work. This course concentrates on translating a concept, idea, image or story into a sequenced visual format. Course explores how to create storyboards for advertising, feature films, television, animation, and game design. Includes step-by-step instruction from developing characters and backgrounds, to producing a final storyboard. Emphasis is on concept development and storytelling.

Prerequisite: XDWG1001 Drawing and Composition, or equivalent knowledge.

First class materials: 14" x 17" layout bond paper pad, 2H, HB, 2B pencil, black fine point, medium point and broad-tip markers. List of additional materials to be provided at first class meeting.

January 31 – April 11 (no mtg. 3/21)

Sat 1:30–4:30pm / 10 sessions / 16 students

Reg# 15258: \$395 Non-credit

Reg# 15259: \$430 Certificate Credit

Reg# 15260: \$1250 College Credit (1.0)

Instructor: Robert Roach

XILU5019

Quick Sketch Techniques

This beginning/intermediate course focuses on quick sketch methods used by artists and animators for the purpose of conceptual design, capturing motion, visual documentation, and creative expression. Students use a variety of techniques and drawing media including line drawing, pen/ink, scribble lines, minimalism, and gesture drawing to communicate the physical descriptions of both animate and inanimate objects. Also covers perspective, line quality, and tone. Students engage in artistic exercises aimed at enhancing eye-hand coordination such as ambidextrous drawing and blind drawing.

Prerequisite: XDWG1001 Drawing & Composition; XDWG1014 Life Drawing

First class materials: TBD

January 31 – April 11 (no mtg. 3/21)

Sat 10:00am–1:00pm / 10 sessions / 16 students

Reg# 15264: \$395 Non-credit

Reg# 15265: \$430 Certificate Credit

Reg# 15266: \$1250 College Credit (1.0)

Instructor: Robert Roach

XILU5020

Visit our web site:

www.otis.edu

Character Design for Animation and Cartooning

In this course, students learn to create believable and interesting characters for cartoons and animation. Course covers staging, silhouette, posture, structure, costume, color, and shapes, enabling students to create original entertaining characters by imbuing them with human traits. Explores the art of popular cartoonists, animation characters, and design types. Also includes where to apply your skills including internet, advertising, animation, video games, and illustration markets.

Prerequisite: None

First class materials: *Cartoon Animation* by Preston Blair, paper size, color pens or pencils, black construction paper

February 3 – April 14 (no mtg. 3/17)

Tues 7:00–10:00pm / 10 sessions / 16 students

Reg# 15261: \$395 Non-credit

Reg# 15262: \$430 Certificate Credit

Reg# 15263: \$1250 College Credit (1.0)

Instructor: Lenord Robinson

XILU6300

Digital Photography

This course is designed for the intermediate or advanced photography student. Using new technology, students work in traditional themes of still life, portraiture, and documentation. The course covers how to use your digital camera and develop a full in-depth understanding of Adobe Photoshop. Students use the computer to edit, manipulate and enhance their images. The course focuses on working with RAW image files, color space, advance exposure settings, white balance and camera capture. Through assignments in Photoshop, students explore color management, workflow, color correction, creating actions, re-touching, and compositing. This course is a must for those who want to explore the exciting world of Digital Photography.

Prerequisite: Basic computer knowledge; XPHO2010 Introduction to Photography; XDMA9009 Digital Imaging I: Photoshop

First class materials: Students may bring their camera and note-taking materials.

February 1 – April 19 (no mtg. 3/22 & 4/5)

Sun 9:30am–12:30pm / 10 sessions / 14 students

Reg# 15441: \$675 Non-credit

Reg# 15442: \$710 Certificate Credit

Reg# 15443: \$1550 College Credit (1.0)

Instructors: Eugene Ahn / Joanne Kim

XPHO2600

NEW!

Oscar's Foreign Films: Storytelling through Film

'A good story well told can truly make a difference in how one sees the world' – Participant Media

And, in the hands of a great director, a good story takes us on a mighty voyage through time and place. Fellini, Costa-Gavras, Truffaut, Ang Lee, Yimou, Wertmuller, Almodovar, and Salles are just a handful of the masters whose films are screened in this course. Each of these filmmakers has directed at least one cinematic tour de force that has won or been nominated for Best Foreign Film by the Academy of Motion Pictures Arts and Sciences. Why foreign film? We live in a time of international video streaming where American films receive worldwide distribution, yet most other countries do not enjoy the same international cinematic exposure for their productions. This 10-week course investigates cultural diversity by presenting social, political, economic, gender, racial and humanitarian issues through a global cinematic lens. Through dialogue and exchange, course examines the stories and international films whose unique perspectives help us better understand the world in which we live.

Prerequisite: None

First class materials: TBD

February 4 – April 15 (no mtg. 3/18)

Wed 7:00–10:00pm / 10 sessions / 16 students

Reg# 15179: \$395 Non-credit

Reg# 15180: \$430 Certificate Credit

Reg# 15181: \$1250 College Credit (1.0)

Instructor: Perri Chasin

XDMA8500

Fashion Design

FASHION DESIGN CERTIFICATE PROGRAM is a sequence of 18 courses for those beginning a new career, augmenting an existing career, or seeking to enhance their existing art and design skills. The program is geared for the adult learner and is designed to prepare students for an entry level position in the fashion industry as a fashion designer (SOC 27-1022*), designer's assistant (SOC 27-1022*), or patternmaker (SOC 51-6092*).

The program meets the professional industry standards outlined by Otis School of Fashion Design, the leading educational program nationwide. Study begins with the development of an understanding of design in dress, and leads to a translation of that knowledge into practical manufacturing requirements. Courses provide intensive, practical training leading to the development of a professional portfolio.

THE 18 COURSE SEQUENCE

Foundation Courses [4]:

- XDWG1001** Drawing & Composition
- XGRD1101** Color Theory & Design
- XGRD5012** Fundamentals of 2-Dimensional Design
- XDWG1014** Life Drawing

Core Courses [12]:

- XFSH3000** Introduction to Fashion Design
- XFSH3201** History of Costume
- XFSH3001** Introduction to Apparel Construction
- XFSH3028** Figure Drawing for Fashion
- XFSH3056** Fashion Illustration
- XFSH3019** Sewing I
- XFSH3014** Draping I
- XFSH3015** Patternmaking I
- XFSH3126** Textiles for Fashion
- XFSH4031** Digital Design for Fashion
- XFSH3132** Design Studio
- XFSH5500** Final Project: Designing and Marketing a Fashion Line

Electives [2]:

Students may select full-unit courses from the Fashion program to receive elective credit.

Certificate Curriculum

Students who are currently enrolled in the Fashion Certificate Program should contact the Continuing Education department to review their certificate requirements. For further information on this certificate program or to speak with a counselor, please call 310-665-6850.

ESTIMATED TOTAL PROGRAM COST

The estimated program costs listed below are based on students completing two courses per term (nine terms) over a three-year period.

Certificate Application:	\$175
Tuition:	\$8,020
Fees:	\$351
Supplies & Books:	\$2,400
Total:	\$10,946

LOCATION

Most Foundation courses take place at Otis' Elaine & Bram Goldsmith Campus in Westchester.

Most Core courses take place at the Otis School of Fashion Design at the California Market Center, 110 East 9th Street, Suite C201, in Downtown Los Angeles. Located in the Los Angeles Fashion District, the California Market Center is the largest apparel mart in the country. In addition to serving as the home for Otis' School of Fashion Design, it houses over 10,000 fashion collections in 1,500 showrooms. Unless otherwise indicated, classes in the School of Fashion Design will meet at this location. Room assignments for Continuing Education courses will be posted outside the Fashion Office, Room C201.

Note: Certificate program courses are open to all students. Students, interested in taking certificate program courses for professional growth or personal development, are welcome to attend.

For further information, or to speak with a counselor, please call 310-665-6850.

FOUNDATION COURSES:

All Foundation courses take place at the Elaine & Bram Goldsmith Campus, unless otherwise noted.

Drawing & Composition

This beginning course develops skills in the elements of drawing and composition. Through demonstration, class exercises, and critiques, students explore concepts including contour line, cross contour, modeling, uses of marks to show form and space, perspective, scale and measurement, and positive/negative space.

Prerequisite: None

First class materials for Adams: One box of Staedler Mars graphite pencils 9H or 9B; one roll of drafting tape or artists tape (low tack tape), 1/2" thick; one Staedler Mars white plastic eraser; one pencil sharpener; one Masonite drawing board with two clips and pink rubber band (large enough to hold an 18" x 24" sketch pad; one 18" x 24" Strathmore recycled drawing tablet (dark green cover) or Strathmore drawing tablet (brown cover)

First class materials for Jones: Drawing board; 18" x 24" sketchpad (Strathmore, Canson, Aquabee); 11"x14" sketchbook; Charcoal pencils: hard (HB or B), medium (2B or 4B), soft (6B or 8B); Pastel pencils: Faber-Castell "PITT" or Stabilo "CarbOthello" pencils, NO Conte' pastel pencils; Pastel colors: dark sepia in PITT and one or two other dark earth-tones, blues, reds; Colored pencils: Faber-Castell "Polychromos" and Berol "Prismacolor" Colors: two or three in dark colors (black, reds, blues, etc.; Do not get watercolor versions of these pencils) Kneaded rubber eraser; Eraser shield; Razor blades; Small piece #100 sandpaper (3" x 4"); Chamois; 18" x 2" "See-Thru Ruler" (plastic)

At Otis' New Mid-Wilshire Studio

February 1 – May 3 (no mtg. 3/22 & 4/5)

Sun 1:30–4:30pm / 12 sessions / 20 students

Location: 6124 Wilshire Blvd., Los Angeles 90048

Reg# 15347: \$395 Non-credit

Reg# 15348: \$430 Certificate Credit

Reg# 15349: \$1250 College Credit (1.0)

Instructor: Lisa Adams

XDWG1001

Elaine and Bram Goldsmith Campus

February 1 – May 3 (no mtg. 3/22 & 4/5)

Sun 9:30am–12:30pm / 12 sessions / 20 students

Reg# 15341: \$395 Non-credit

Reg# 15342: \$430 Certificate Credit

Reg# 15343: \$1250 College Credit (1.0)

Instructor: Beverly Bledsoe

XDWG1001

February 3 – April 28 (no mtg. 3/17)

Tues 7:00–10:00pm / 12 sessions / 20 students

Reg# 15344: \$395 Non-credit

Reg# 15345: \$430 Certificate Credit

Reg# 15346: \$1250 College Credit (1.0)

Instructor: Ken Jones

XDWG1001

Color Theory & Design

An essential course for anyone pursuing or currently working in any art or design field who must communicate effectively with color. Confidence and skill are developed through weekly color-mixing exercises and homework projects using gouache. Through lecture, demonstration, critique, and practical experience, students investigate color theory, historical color comparison, color in nature, and analyze masterpiece color. Lectures include the phenomena of color and light and the use of color as a marketing tool.

Prerequisite: None (may be taken concurrently with XGRD5012 Fundamentals of 2-Dimensional Design)

First class materials for Blake: Notebook, 2" x 18" clear plastic grid ruler, 19" x 23" layout bond, 2H pencil, eraser, illustration board (15" x 20" Crescent cold press medium weight), 2 tapes: 1/2" low-tack drafting or graphics tape, 3/4 high-tack masking tape, one large size tube of permanent white gouache (Winsor Newton,) #6 Winsor Newton Sceptre gold round brush, 2 plastic water containers, large palette, compass (opens to 5" radius), eyedropper

First class materials for Case: Note-taking materials

January 31 – April 25 (no mtg. 3/21)

Sat 2:00–5:00pm / 12 sessions / 16 students

Reg# 15218: \$395 Non-credit

Reg# 15219: \$430 Certificate Credit

Reg# 15220: \$1250 College Credit (1.0)

Instructor: Caroline Blake

XGRD1101

February 2 – May 4 (no mtg. 2/16 & 3/16)
Mon 7:00–10:00pm / 12 sessions / 16 students
Reg# 15221: \$395 Non-credit
Reg# 15222: \$430 Certificate Credit
Reg# 15223: \$1250 College Credit (1.0)
Instructor: Cole Case
XGRD1101

Fundamentals of 2-Dimensional Design

This foundation-level course introduces design for the beginner through the application and understanding of 2-dimensional elements and principles. Course offers preparation for beginners and professionals in several design areas. Weekly achromatic (non-color) projects deal with fundamentals of line, space, directional movement, balance, value, texture, pattern, and monochromes. Confidence in hand skills is developed and a final project in the student's area of interest is required. Students gain exposure to a range of current and historical design forms. Class includes studio time, slide lectures, and critique.

Prerequisite: None (may be taken concurrently with XGRD1101 Color Theory & Design)

First class materials for Blake: 8 1/2" x 11" paper, 2H pencil, 2" x 18" clear plastic grid ruler, black chisel-point marker, micro fine-line black pen, pencil sharpener, eraser, Pentel brand fine-point white correction pen, 3M correction tape (1/4" or smaller)

First class materials for Osherow: Sketchbook, pencil, ruler, medium and broad point black felt markers

January 31 – April 25 (no mtg. 3/21)
Sat 10:00am–1:00pm / 12 sessions / 16 students
Reg# 15224: \$395 Non-credit
Reg# 15225: \$430 Certificate Credit
Reg# 15226: \$1250 College Credit (1.0)
Instructor: Caroline Blake
XGRD5012

February 5 – April 30 (no mtg. 3/19)
Thur 7:00–10:00pm / 12 sessions / 16 students
Reg# 15227: \$395 Non-credit
Reg# 15228: \$430 Certificate Credit
Reg# 15229: \$1250 College Credit (1.0)
Instructor: Randy Osherow
XGRD5012



Life Drawing

This beginning/intermediate course emphasizes the structure and proportion of the human form. While drawing from the live model, studio instruction includes quick sketch, long, and short poses. Students work in a variety of drawing media. Course may be repeated.

Prerequisite: XDWG1001 Drawing & Composition

First class materials: Drawing pencils, kneaded eraser, compressed charcoal, 18" x 24" newsprint pad, drawing board.

February 3 – April 28 (no mtg. 3/17)
Tues 7:00–10:00pm / 12 sessions / 18 students
Reg# 15350: \$395 Non-credit
Reg# 15351: \$430 Certificate Credit
Reg# 15352: \$1250 College Credit (1.0)
Instructor: Chris Warner
XDWG1014



CORE COURSES:

Introduction to Fashion Design

California Market Center Campus

Focusing on the world of fashion and the fashion business, this course covers how fashion apparel is designed, manufactured, marketed, and distributed. It is designed to capture the dynamics of the fashion industry, with its many components and possible career opportunities. Global suppliers to apparel manufacturers and the technological changes within the world of fashion are explored. Students are encouraged to investigate this ever-changing industry and the retail market it serves. Is it working? How does a designer meet consumer demand?

Prerequisite: None

First class materials: TBD

January 31 – April 25 (no mtg. 3/21)

Sat 11:00am–2:00pm / 12 sessions / 18 students

Reg# 15182: \$395 Non-credit

Reg# 15183: \$430 Certificate Credit

Reg# 15184: \$1250 College Credit (1.0)

Instructor: Shpetim Zero

XFSH3000

Introduction to Apparel Construction

California Market Center Campus

This course introduces students to three major aspects of apparel production: patternmaking methods, draping techniques, and use of the industrial sewing machine. Course includes apparel production terminology and garment construction techniques. Covers dart manipulation, drafting a skirt block, and creating a complete pattern.

Prerequisite: None

First class materials: TBD

February 1 – May 3 (no mtg. 3/22 & 4/5)

Sun 9:30am–12:30pm / 12 sessions / 12 students

Reg# 15185: \$395 Non-credit

Reg# 15186: \$430 Certificate Credit

Reg# 15187: \$1250 College Credit (1.0)

(\$35 lab fee payable upon registration)

Instructor: Morrison Jackson

XFSH3001

February 1 – May 3 (no mtg. 3/22 & 4/5)

Sun 1:30–4:30pm / 12 sessions / 12 students

Reg# 15188: \$395 Non-credit

Reg# 15189: \$430 Certificate Credit

Reg# 15190: \$1250 College Credit (1.0)

(\$35 lab fee payable upon registration)

Instructor: Morrison Jackson

XFSH3001

Sewing I

California Market Center Campus

This course introduces both general sewing techniques and the operation of industrial power machines. Students learn the theory of accurately sewing various parts of a garment together according to industrial standards. Students are assigned specific clothing projects.

Prerequisite: XFSH3001 Introduction to Apparel Construction

First class materials: 5 yards muslin, 2" x 18" clear ruler, fabric scissors, tape measure, industrial single-needle foot, bobbin and case, hand sewing needles, industrial sewing machine needles, white and colored spool or cone of thread, straight pins, seam ripper, flathead (standard) screwdriver, Sharpie black ink marker, #2 pencil, note-taking materials. Optional texts – 1st choice text: *A Guide to Fashion Sewing* (3rd or 4th Edition, Amaden-Crawford); 2nd choice text: *A Complete Guide to Sewing* (Reader's Digest)

January 31 – April 25 (no mtg. 3/21)

Sat 11:30am–2:30pm / 12 sessions / 14 students

Reg# 15197: \$395 Non-credit

Reg# 15198: \$430 Certificate Credit

Reg# 15199: \$1250 College Credit (1.0)

(\$35 lab fee payable upon registration)

Instructor: Pam Banks

XFSH3019

Draping I

California Market Center Campus

Students learn the basic principles of draping on the dress form including style lines, fit, and balance. Studio instruction includes preparing muslin, marking, and truing finished bodices and skirts.

Prerequisite: XFSH3019 Sewing I

First class materials: 1 yard muslin, fabric scissors, #17 plain straight pins, pin cushion, tape measure, #2 pencil, 2" x 18" clear ruler, notebook; Required text – *The Art of Fashion Draping*, (3rd or 4th Edition, Amaden-Crawford)

January 31 – April 25 (no mtg. 3/21)

Sat 2:45–5:45pm / 12 sessions / 14 students

Reg# 15191: \$395 Non-credit

Reg# 15192: \$430 Certificate Credit

Reg# 15193: \$1250 College Credit (1.0)

(\$35 lab fee payable upon registration)

Instructor: Pam Banks

XFSH3014

Patternmaking I

California Market Center Campus

Students learn to flat patterndraft from sketches, using approved slopers. In today's industry, this is the fastest and most commonly used method. Students begin with seamless blocks, draft the pattern on dotted paper, add seams, and then transfer to manilla for a final hard paper pattern, including an appropriate patterncard. Assignments include sewing the finished pattern in muslin, checking the fit on the dress form and making corrections to the pattern. Mirroring industry techniques, students develop skills expected of a designer and/or a first-pattern patternmaker.

Prerequisite: XFSH3019 Sewing I, XFSH3014 Draping I

First class materials: TBD; Text: *Patternmaking for Fashion Design*, 5th edition preferred, by Helen Joseph Armstrong.

February 4 – April 29 (no mtg. 3/18)

Wed 7:00–10:00pm / 12 sessions / 14 students

Reg# 15194: \$395 Non-credit

Reg# 15195: \$430 Certificate Credit

Reg# 15196: \$1250 College Credit (1.0)

(\$35 lab fee payable upon registration)

Instructor: Morrison Jackson

XFSH3015

Fashion Illustration

Elaine and Bram Goldsmith Campus

Students learn to make design sketches without a model, establishing properly proportioned figures in a variety of poses. Design ideas are communicated through quick sketches called croquis, using Magic Marker techniques. Croquis are then developed into presentation drawings.

Prerequisite: XDWG1014 Life Drawing; XFSH3028 Figure Drawing for Fashion

First class materials: 1 package 8 1/2" x 11" typing paper, 14" x 17" Tracing Paper pad, 14" x 17" Graphite Paper pad, 14" x 17" Bristol Paper pad, Gouache Designer Set (10 colors), Luna No-Bleed White paint, 4 watercolor brushes (small, medium, large), Prismacolor Marker set (small), Prismacolor Pencils (small set), Mechanical Pencil, 0.05 HB leads, Black Stylist pen, Black Prismacolor pencil, Black Charcoal pencil, Black Graphite pencil

February 5 – April 30 (no mtg. 3/19)
Thur 7:00–10:00pm / 12 sessions / 14 students
Reg# 15200: \$395 Non-credit
Reg# 15201: \$430 Certificate Credit
Reg# 15202: \$1250 College Credit (1.0)
Instructor: Diana Vitale
XFSH3056

ELECTIVES:

NEW!

Introduction to Shoe Design

Elaine and Bram Goldsmith Campus

In this course, students learn to design footwear from conceptualization to market. Join Neal B. Geyer, footwear executive and designer/builder with over 40 years of experience as he guides you through the basics of the industry. In this ground up approach students incorporate functionality into their designs to create footwear that functions as beautifully as it looks. Course includes design and line building, sourcing materials and factories, product samplings, and merchandising. Students construct a finished shoe or sandal using leather, textiles, foam, cork, and any other interesting materials that the students sees as viable footwear materials. Also covers presentation and sales techniques to help ensure that ultimate designs are timely, functional, and sellable. Students are also required to keep a shoe journal and participate in a weekly shoe and tell. Please note students must attend the first class meeting.

Prerequisite: Familiarity with basic art / design materials / tools helpful

First class materials: TBD

January 31 – April 11 (no mtg. 3/21)
Sat 9:30am–12:30pm / 10 sessions / 16 students
Reg# 15206: \$395 Non-credit
Reg# 15207: \$430 Certificate Credit
Reg# 15208: \$1250 College Credit (1.0)
Instructor: Neal B. Geyer
XFSH3009

Haute Couture Finishing and Construction

Elaine and Bram Goldsmith Campus

This course is an introduction to haute couture sewing methods, including the practice of essential hand fastenings, stitching techniques, and ornamental work including basting, seam variation, plaits and folds, and handmade button holes. Students are assigned tailoring projects. Note: Course requires substantial handwork, concentration, and attention to detail. When necessary, students use their own portable sewing machines.

Prerequisite: XFSH3019 Sewing I

First class materials: Note-taking materials

February 5 – April 16 (no mtg. 3/19)
Thur 7:00–10:00pm / 10 sessions / 14 students
Reg# 15203: \$395 Non-credit
Reg# 15204: \$430 Certificate Credit
Reg# 15205: \$1250 College Credit (1.0)
Instructor: Shpetim Zero
XFSH3005

Draping II

California Market Center Campus

Building upon techniques learned in Draping I, students acquire professional skills handling the fabrics most successfully turned into garments using the drape method. Students design their own styles (within given guidelines), drape the garment, transfer the drape into a pattern, then sew the resulting garment to prove the drape. Emphasis is given to developing correct fit, design proportion, and an in depth understanding of fabric grain and its uses.

Prerequisite: XFSH3014 Draping I, XFSH3015 Patternmaking I

First class materials: TBD

January 31 – April 25 (no mtg. 3/21)
Sat 8:00–11:00am / 12 sessions / 14 students
Reg# 15209: \$395 Non-credit
Reg# 15210: \$430 Certificate Credit
Reg# 15211: \$1250 College Credit (1.0)
Instructor: Pam Banks
XFSH3114

Graphic Design

GRAPHIC DESIGN CERTIFICATE PROGRAM is a sequence of 16 courses for those interested in developing a new career, augmenting a current career, or seeking to enhance their existing art or design skills. The program is geared for the adult learner, and is designed to meet the needs of the graphic design industry. Courses stress creative problem-solving, provide intensive practical training, and are taught by professional designers and fine artists. The program is intended to prepare students for an entry-level position as a graphic designer or production artist (SOC 27-1024*).

THE 16 COURSE SEQUENCE

Core Courses [12]:

- XGRD5014** Introduction to Graphic Design
- XDWG1001** Drawing & Composition
- XGRD1101** Color Theory & Design
- XGRD5012** Fundamentals of 2-Dimensional Design
- XDMA9011** Introduction to Digital Design
- XGRD5026** Digital Print Production
- XGRD5029** Typography I
- XGRD5030** Typography II
- XILU5020** Quick Sketch Techniques
- XILU5019** Storyboarding for Entertainment and Design
- XGRD5016** Logos, Letterforms, and Symbols
- XGRD5500** Final Portfolio

Electives [4]:

Students may select full-unit courses from the Digital Media Arts or Illustration programs to receive elective credit.

ESTIMATED TOTAL PROGRAM COST

The estimated program costs listed below are based on students completing two courses per term (eight terms) over a three-year period.

Certificate Application:	\$175
Tuition:	\$8,560
Fees:	\$312
Supplies & Books:	\$2,000
Total:	\$11,047

Note: Certificate program courses are open to all students. Students, interested in taking certificate program courses for professional growth or personal development, are welcome to attend.

For further information, or to speak with a counselor, please call 310-665-6850.

All courses take place at Otis College of Art and Design's Elaine & Bram Goldsmith Campus, unless otherwise noted.

CORE COURSES:

Introduction to Graphic Design

This foundation course familiarizes students with the basic principles of composition, design methodologies, and career options in professional visual communication design. Through weekly hands-on assignments and in-depth slide lectures on layout, typography, symbol design, photography, digital imaging and illustration, students become acquainted with a wide variety of topics in contemporary graphic design. This is an excellent course in which to start building a professional design portfolio. Students can complete their assignments using their own computer or by traditional techniques that are discussed by the instructor in conjunction with each assignment.

Prerequisite: None

First class materials: Note-taking materials

January 31 – April 11 (no mtg. 3/21)

Sat 1:00–4:00pm / 10 sessions / 16 students

Reg# 15215: \$395 Non-credit

Reg# 15216: \$430 Certificate Credit

Reg# 15217: \$1250 College Credit (1.0)

Instructor: Debra Valencia

XGRD5014

Drawing & Composition

This beginning course develops skills in the elements of drawing and composition. Through demonstration, class exercises, and critiques, students explore concepts including contour line, cross contour, modeling, uses of marks to show form and space, perspective, scale and measurement, and positive/negative space.

Prerequisite: None

First class materials for Adams: One box of Staedler Mars graphite pencils 9H or 9B; one roll of drafting tape or artists tape (low tack tape), 1/2" thick; one Staedler Mars white plastic eraser; one pencil sharpener; one Masonite drawing board with two clips and pink rubber band (large enough to hold an 18" x 24" sketch pad; one 18" x 24" Strathmore recycled drawing tablet (dark green cover) or Strathmore drawing tablet (brown cover)

First class materials for Jones: Drawing board; 18" x 24" sketchpad (Strathmore, Canson, Aqua-bee); 11"x14" sketchbook; Charcoal pencils: hard (HB or B), medium (2B or 4B), soft (6B or 8B); Pastel pencils: Faber-Castell "PITT" or Stabilo "CarbOthello" pencils, NO Conte' pastel pencils; Pastel colors: dark sephia in PITT and one or two other dark earth-tones, blues, reds; Colored pencils: Faber-Castell "Polychromos" and Berol "Prismacolor" Colors: two or three in dark colors (black, reds, blues, etc.; Do not get watercolor versions of these pencils) Kneaded rubber eraser; Eraser shield; Razor blades; Small piece #100 sandpaper (3" x 4"); Chamois; 18" x 2" "See-Thru Ruler" (plastic)

At Otis' New Mid-Wilshire Studio

February 1 – May 3 (no mtg. 3/22 & 4/5)

Sun 1:30–4:30pm / 12 sessions / 20 students

Location: 6124 Wilshire Blvd., Los Angeles 90048

Reg# 15347: \$395 Non-credit

Reg# 15348: \$430 Certificate Credit

Reg# 15349: \$1250 College Credit (1.0)

Instructor: Lisa Adams

XDWG1001

Elaine and Bram Goldsmith Campus

February 1 – May 3 (no mtg. 3/22 & 4/5)

Sun 9:30am–12:30pm / 12 sessions / 20 students

Reg# 15341: \$395 Non-credit

Reg# 15342: \$430 Certificate Credit

Reg# 15343: \$1250 College Credit (1.0)

Instructor: Beverly Bledsoe

XDWG1001

February 3 – April 28 (no mtg. 3/17)

Tues 7:00–10:00pm / 12 sessions / 20 students

Reg# 15344: \$395 Non-credit

Reg# 15345: \$430 Certificate Credit

Reg# 15346: \$1250 College Credit (1.0)

Instructor: Ken Jones

XDWG1001

Color Theory & Design

An essential course for anyone pursuing or currently working in any art or design field who must communicate effectively with color. Confidence and skill are developed through weekly color-mixing exercises and homework projects using gouache. Through lecture, demonstration, critique, and practical experience, students investigate color theory, historical color comparison, color in nature, and analyze masterpiece color. Lectures include the phenomena of color and light and the use of color as a marketing tool.

Prerequisite: None (may be taken concurrently with XGRD5012 Fundamentals of 2-Dimensional Design)

First class materials for Blake: Notebook, 2" x 18" clear plastic grid ruler, 19" x 23" layout bond, 2H pencil, eraser, illustration board (15" x 20" Crescent cold press medium weight), 2 tapes: 1/2" low-tack drafting or graphics tape, 3/4 high-tack masking tape, one large size tube of permanent white gouache (Windsor Newton,) #6 Windsor Newton Sceptre gold round brush, 2 plastic water containers, large palette, compass (opens to 5" radius,) eyedropper

First class materials for Case: Note-taking materials

January 31 – April 25 (no mtg. 3/21)

Sat 2:00–5:00pm / 12 sessions / 16 students

Reg# 15218: \$395 Non-credit

Reg# 15219: \$430 Certificate Credit

Reg# 15220: \$1250 College Credit (1.0)

Instructor: Caroline Blake

XGRD1101

February 2 – May 4 (no mtg. 2/16 & 3/16)

Mon 7:00–10:00pm / 12 sessions / 16 students

Reg# 15221: \$395 Non-credit

Reg# 15222: \$430 Certificate Credit

Reg# 15223: \$1250 College Credit (1.0)

Instructor: Cole Case

XGRD1101



Fundamentals of 2-Dimensional Design

This foundation-level course introduces design for the beginner through the application and understanding of 2-dimensional elements and principles. Course offers preparation for beginners and professionals in several design areas. Weekly achromatic (non-color) projects deal with fundamentals of line, space, directional movement, balance, value, texture, pattern, and monochromes. Confidence in hand skills is developed and a final project in the student's area of interest is required. Students gain exposure to a range of current and historical design forms. Class includes studio time, slide lectures, and critique.

Prerequisite: None (may be taken concurrently with XGRD1101 Color Theory & Design)

First class materials for Blake: 8 1/2" x 11" paper, 2H pencil, 2" x 18" clear plastic grid ruler, black chisel-point marker, micro fine-line black pen, pencil sharpener, eraser, Pentel brand fine-point white correction pen, 3M correction tape (1/4" or smaller)

First class materials for Osherow: Sketchbook, pencil, ruler, medium and broad point black felt markers

January 31 – April 25 (no mtg. 3/21)

Sat 10:00am–1:00pm / 12 sessions / 16 students

Reg# 15224: \$395 Non-credit

Reg# 15225: \$430 Certificate Credit

Reg# 15226: \$1250 College Credit (1.0)

Instructor: Caroline Blake

XGRD5012

February 5 – April 30 (no mtg. 3/19)

Thur 7:00–10:00pm / 12 sessions / 16 students

Reg# 15227: \$395 Non-credit

Reg# 15228: \$430 Certificate Credit

Reg# 15229: \$1250 College Credit (1.0)

Instructor: Randy Osherow

XGRD5012

Early Bird Discount

Otis Continuing Education offers a \$50 discount on most courses, for students enrolling on or before the Open House on January 11, 2015.

For more information, see page 100.

Visit our web site:

www.otis.edu

Introduction to Digital Design

Learn the basics of computer operation for graphics applications. Instruction focuses on the Mac platform and introduces students to hierarchical structure, graphic interface, and various applications. Students are exposed to a wide array of digital graphics software applications including: Adobe Illustrator, Adobe Photoshop, QuarkXpress, Adobe InDesign, Adobe Flash, and Adobe Dreamweaver. (Please note: software varies depending on course emphasis.) This hands-on course is taught in the Otis computer lab, and includes additional lab time on a sign-up basis at no additional cost.

Prerequisite: XCMP9200 Basic Computer Operations or equivalent knowledge

First class materials for Godwin: USB Flash Drive; Please test functionality of disk before use.

First class materials for Marinaccio: USB Flash Drive; note-taking materials

(Emphasis: Web Design/Multimedia)

January 31 – April 11 (no mtg. 3/21)

Sat 1:00–4:00pm / 10 sessions / 16 students

Reg# 15123: \$675 Non-credit

Reg# 15124: \$710 Certificate Credit

Reg# 15125: \$1550 College Credit (1.0)

Instructor: Moshé L. Godwin

XDMA9011

(Emphasis: Graphic Design/Print)

February 4 – April 15 (no mtg. 3/18)

Wed 7:00–10:00pm / 10 sessions / 16 students

Reg# 15126: \$675 Non-credit

Reg# 15127: \$710 Certificate Credit

Reg# 15128: \$1550 College Credit (1.0)

Instructor: Kathleen Marinaccio

XDMA9011

Typography I

This studio course considers type selection and type production. Special emphasis is on the mechanics of type including measurements, type spacing, and composition. Analysis of basic letterforms, drawing and inking techniques, and letter indication are stressed. Students produce a small booklet or a poster.

Prerequisite: None

First class materials: Thin and thick black markers, 8 1/2" x 11" white bond, 12" Schaedler Precision Ruler

February 5 – April 16 (no mtg. 3/19)

Thurs 7:00–10:00pm / 10 sessions / 16 students

Reg# 15230: \$395 Non-credit

Reg# 15231: \$430 Certificate Credit

Reg# 15232: \$1250 College Credit (1.0)

Instructor: Lorna Turner

XGRD5029

Typography II

This intermediate design course allows students to further explore the use of typography as a powerful and effective means of communication. Through in-class exercises, slide lectures and outside projects, students learn to create typographic solutions to various design problems – applying such principles as hierarchy, contrast, scale, rhythm, and spatial relationships. Students focus on refining their skills through typographic expression.

Prerequisite: XGRD5026 Digital Print Production, XGRD5029 Typography I

First class materials: TBD

February 4 – April 15 (no mtg. 3/18)

Wed 7:00–10:00pm / 10 sessions / 16 students

Reg# 15233: \$395 Non-credit

Reg# 15234: \$430 Certificate Credit

Reg# 15235: \$1250 College Credit (1.0)

Instructor: Staff

XGRD5030

Logos, Symbols, and Letterforms

This professionally oriented course focuses on what might be considered the essence of visual communications – the symbol. Through weekly slide lectures and assignments, students explore a wide variety of considerations involved in developing effective iconography, from reductive corporate logos to more complex logotypes. This course covers such areas as elements of a successful logo, design stationery systems, selecting identity colors, creating customized letterforms and fonts for logotype or title use. Students can produce their assignments using their own computer or by traditional methods discussed in class.

Prerequisite: XGRD5029 Typography I

First class materials: note-taking materials

February 4 – April 15 (no mtg. 3/18)

Wed 7:00–10:00pm / 10 sessions / 16 students

Reg# 15247: \$395 Non-credit

Reg# 15248: \$430 Certificate Credit

Reg# 15249: \$1250 College Credit (1.0)

Instructor: Lorna Turner

XGRD5016

Final Portfolio

For advanced students enrolled in the Computer Graphics or Graphic Design certificate programs. In this course students create a portfolio from work produced throughout their course of study. The instructor provides individualized critique regarding technical and conceptual development and offers guidance for developing an effective portfolio. Also covers presentation skills. Students work independently and meet with the instructor weekly.

Prerequisite: Students must enroll during their last semester, prior to graduation.

First class materials: TBD

Dates to be arranged

Day and time to be arranged

6 sessions / limited enrollment

Reg# 15236: \$430 Certificate Credit

Reg# 15237: \$1250 College Credit (1.0)

Instructor: Students request instructor

XGRD5500

ELECTIVES:

Package Design

This course explores the package design basics necessary for translating two-dimensional graphic design concepts across three-dimensional structures and surfaces. The course examines the use of packaging components such as glass, metal, cardboard, paper, and unusual materials, offering a broad spectrum of creative choices for design solutions. Course provides an overview of production methods, product/package market positioning, and environmental concerns of packaging materials. Topics include the history and environmental impact of packaging, food packaging, multi-packs, line extensions, packaging of intangible products, packaging for branding, and design for reducing waste. Each student would create three different packaging concepts and designs, varying in scope, length, and depth.

Prerequisite: None

First class materials: Note-taking materials

February 2 – April 20 (no mtg. 2/16 & 3/16)

Mon 7:00–10:00pm / 10 sessions / 20 students

Reg# 15255: \$395 Non-credit

Reg# 15256: \$430 Certificate Credit

Reg# 15257: \$1250 College Credit (1.0)

Instructor: Jonathan Fidler

XGRD5210

Licensing Your Art and Earning Royalties: A Course for Designers and Artists

Explore the opportunities to license and earn royalties with your artwork. Course provides an overview of manufacturing categories, portfolio requirements, royalties vs. flat fees, contracts, negotiation, branding, marketing and publicity, ethics and professional conduct, trademarks and copyrights, tradeshow, working with agents, and most importantly, how to develop a strategic plan to license your work.

Prerequisite: None

First class materials: Note-taking materials

January 31 – April 11 (no mtg. 3/21)

Sat 9:30am–12:30pm / 10 sessions / 16 students

Reg# 15426: \$395 Non-credit

Reg# 15427: \$430 Certificate Credit

Reg# 15428: \$1250 College Credit (1.0)

Instructor: Debra Valencia

XDEV1070

Open House

CONTINUING EDUCATION

Sunday, January 11, 2015 1pm-3pm

Goldsmith Campus in Westchester
9045 Lincoln Boulevard, 2nd floor

For reservations and further information,
please call 310-665-6850.

NEW!

InDesign

In this course students learn how to manipulate visual elements in page design using the page composition software, Adobe In-Design. Course focuses on systematically developing strong and creative layout solutions by means of a cumulative, conceptual design process. Projects emphasize effective integration of photographs, illustrations, and display and text type. Course covers creating single and multi-page documents; applying typographic principles to documents produced in an electronic environment; creating professionally acceptable layouts for subsequent electronic application; importing and manipulating data from other graphics software as part of the final graphics assembly; developing and using grids to organize type, images, and graphic elements; and collecting and saving documents using appropriate specialized file formats for successful proofing and/or final output at a service bureau.

Prerequisite: XDMA9011 Introduction to Digital Design

First class materials: USB Flash Drive

February 4 – April 15 (no mtg. 3/18)

Wed 7:00–10:00pm / 10 sessions / 16 students

Reg# 15250: \$675 Non-credit

Reg# 15251: \$710 Certificate Credit

Reg# 15252: \$1250 College Credit (1.0)

Instructor: Staff

XGRD6700

Introduction to Letterpress

In this course students are introduced to the basics of letterpress printing for the Vandercook proof press including hand typesetting, typography, composition, locking up, printing, and distribution. Students also create a multi-color reduction linoleum block project, which covers registration, printing, and color separation techniques. The Otis Lab Press is a fully functioning studio with four Vandercook proof presses and over 200 typefaces. Established in 1984 by Sheila de Brettville as part of the Communication Arts Department, the Lab Press has a rich history of small edition book publishing. Students actively participate and produce award-winning books that have become a permanent part of the university rare book collections throughout Southern California.

Prerequisite: None

First class materials: \$35 lab fee payable to instructor; supply list of additional materials provided at 1st class mtg.

February 4 – April 15 (no mtg. 3/18)

Wed 7:00–10:00pm / 10 sessions / 10 students

Reg# 15238: \$395 Non-credit

Reg# 15239: \$430 Certificate Credit

Reg# 15240: \$1250 College Credit (1.0)

(\$35 lab fee payable upon registration)

Instructor: Rebecca Chamlee

XGRD5005

Digital Letterpress

A studio course in letterpress printing with photopolymer plates, held at the Otis Laboratory Press. This course covers all aspects of this revolutionary new process for the relief printing of digital imaging (digital-to-analog) – from digital prepress and plate processing to letterpress printing. Demonstrations include digital imaging requirements and font-editing, processing with the plate making machine, and presswork on the Vandercook flatbed cylinder press. Also covers related investigative and exploratory printing and typographic techniques. Previous experience with image-editing and page-layout software is required. Prior letterpress experience suggested.

Prerequisite: XGRD5105 Introduction to Letterpress or equivalent experience

First class materials: \$35 materials fee payable to instructor at 1st class mtg.

January 31 – April 11 (no mtg. 3/21)

Sat 11:00am–2:00pm / 10 sessions / 10 students

Reg# 15244: \$395 Non-credit

Reg# 15245: \$430 Certificate Credit

Reg# 15246: \$1250 College Credit (1.0)

(\$35 lab fee payable upon registration)

Instructor: Leslie Ross-Robertson

XGRD5105

NEW!

Advanced Bookbinding

This advanced course focuses on the physical structure of the book and explores the book as an ideal delivery system for text, image, and sequence. Building on the skills learned in Beginning Book Binding, this hands-on course covers more complex, traditional, contemporary, and experimental structures, and examines how to develop them into larger projects. Also covers different approaches to unique books and edition binding, as well as concepts of content development in relation to structure. Students are guided through techniques of developing content and structure for personal projects and incorporating them into their ongoing artistic practice.

Prerequisite: XGRD5109 Introduction to Book Binding

First class materials: TBD

February 3 – April 14 (no mtg. 3/17)

Tues 7:00–10:00pm / 10 sessions / 10 students

Reg# 15241: \$395 Non-credit

Reg# 15242: \$430 Certificate Credit

Reg# 15243: \$1250 College Credit (1.0)

Instructor: Rebecca Chamlee

XGRD5007

OTHER COURSES OF INTEREST:

Italic Lettering*

Italic is the style that most people think of when they hear the word calligraphy. It is the most versatile of all the calligraphic letterforms. It's done with the chisel point pen and prepares you for all the historic styles. A very elegant Renaissance font, it can be flourished and decorative. This class is open to beginners, as well as students who need a review.

Prerequisite: None

First class materials: Materials may be purchased at first class. A list and description of materials may be found at Deannsinghcalligraphy.blogspot.com under Material Lists.

February 10 – March 3

Tues 7:00–10:00pm / 4 sessions / 16 students

Reg# 15253: \$99 Non-credit

Instructor: De Ann Singh

XGRD6100

The Pointed Pen: Copperplate*

Copperplate is a style that originated in the 16th century. It is a flourishing cursive and is ideal for wedding invitations and envelopes. It's done with a pointed pen and is an excellent beginning style to learn. This class is open to beginners, as well as students who need a review.

Prerequisite: None

First class materials: Materials may be purchased at first class. A list and description of materials may be found at Deannsinghcalligraphy.blogspot.com under Material lists.

March 10 – April 7 (no mtg. 3/17)

Tues 7:00–10:00pm / 4 sessions / 16 students

Reg# 15254: \$99 Non-credit

Instructor: De Ann Singh

XGRD6200

Illustration

All courses take place at Otis College of Art and Design's Elaine & Bram Goldsmith Campus, unless otherwise noted.

Digital Drawing & Illustration I: Adobe Illustrator

Students are introduced to illustration and drawing on the Macintosh using Adobe Illustrator. Instruction focuses on the basic functions of the program including the use of the tool palette, menus, layers, color palette, and tracing tools for use in the design of logos, packaging, publications, signage, and illustrations. Course offers real-world solutions for professionals and artists. This hands-on course is taught in the Otis computer lab, and includes additional lab time on a sign-up basis at no additional cost.

Prerequisite: XDMA9011 Introduction to Computer Graphics, XDWG1001 Drawing & Composition

First class materials: USB Flash Drive

February 3 – April 14 (no mtg. 3/17)

Tues 7:00–10:00pm / 10 sessions / 16 students

Reg# 15129: \$675 Non-credit

Reg# 15130: \$710 Certificate Credit

Reg# 15131: \$1550 College Credit (1.0)

Instructor: Moshé L. Godwin

XDMA9121

Digital Drawing & Illustration II: Adobe Illustrator

This course focuses on the exploration of advanced digital drawing techniques with Adobe Illustrator using the Macintosh. Various approaches to utilizing Adobe Illustrator's tools are explored via lecture, guided hands-on tutorials, and homework projects. Course also offers instruction on effectively combining both vector and raster-based images into large-scale print projects. Students are challenged to combine their imagination with Adobe Illustrator to create real-world, professional, visually engaging, artistic solutions.

Prerequisite: Digital Drawing & Illustration: Adobe Illustrator or equivalent knowledge

First class materials: 128 MB USB Flash Drive or Jump Drive

February 4 – April 15 (no class mtg. 3/18)

Wed 7:00–10:00pm / 10 sessions / 16 students

Reg# 15132: \$675 Non-credit

Reg# 15133: \$710 Certificate Credit

Reg# 15134: \$1550 College Credit (1.0)

Instructor: Moshé Godwin

XDMA9221

Storyboarding for Film and Animation

Storyboards help the designer, art director, producer, director, and client visualize a finished work.

This course concentrates on translating a concept, idea, image or story into a sequenced visual format. Course explores how to create storyboards for advertising, feature films, television, animation, and game design. Includes step-by-step instruction from developing characters and backgrounds, to producing a final storyboard. Emphasis is on concept development and storytelling.

Prerequisite: XDWG1001 Drawing and Composition, or equivalent knowledge.

First class materials: 14" x 17" layout bond paper pad, 2H, HB, 2B pencil, black fine point, medium point and broad-tip markers. List of additional materials to be provided at first class meeting.

January 31 – April 11 (no mtg. 3/21)

Sat 1:30–4:30pm / 10 sessions / 16 students

Reg# 15258: \$395 Non-credit

Reg# 15259: \$430 Certificate Credit

Reg# 15260: \$1250 College Credit (1.0)

Instructor: Robert Roach

XILU5019

Quick Sketch Techniques

This beginning/intermediate course focuses on quick sketch methods used by artists and animators for the purpose of conceptual design, capturing motion, visual documentation, and creative expression. Students use a variety of techniques and drawing media including line drawing, pen/ink, scribble lines, minimalism, and gesture drawing to communicate the physical descriptions of both animate and inanimate objects. Also covers perspective, line quality, and tone. Students engage in artistic exercises aimed at enhancing eye-hand coordination such as ambidextrous drawing and blind drawing.

Prerequisite: XDWG1001 Drawing & Composition; XDWG1014 Life Drawing

First class materials: TBD

January 31 – April 11 (no mtg. 3/21)

Sat 10:00am–1:00pm / 10 sessions / 16 students

Reg# 15264: \$395 Non-credit

Reg# 15265: \$430 Certificate Credit

Reg# 15266: \$1250 College Credit (1.0)

Instructor: Robert Roach

XILU5020

Character Design for Animation and Cartooning

In this course, students learn to create believable and interesting characters for cartoons and animation. Course covers staging, silhouette, posture, structure, costume, color, and shapes, enabling students to create original entertaining characters by imbuing them with human traits. Explores the art of popular cartoonists, animation characters, and design types. Also includes where to apply your skills including internet, advertising, animation, video games, and illustration markets.

Prerequisite: None

First class materials: *Cartoon Animation* by Preston Blair, paper size, color pens or pencils, black construction paper

February 3 – April 14 (no mtg. 3/17)

Tues 7:00–10:00pm / 10 sessions / 16 students

Reg# 15261: \$395 Non-credit

Reg# 15262: \$430 Certificate Credit

Reg# 15263: \$1250 College Credit (1.0)

Instructor: Lenord Robinson

XILU6300

Open House

CONTINUING EDUCATION

Sunday, January 11, 2015 1pm–3pm

Goldsmith Campus in Westchester
9045 Lincoln Boulevard, 2nd floor

For reservations and further information,
please call 310-665-6850.

Illustrating Children's Books: An Intermediate Course

This course focuses on illustrating novels, graphic novels, series books, and digital books for childrens. Designed as a job shopper's training and critique group, students in this intermediate/advanced course research the field by submitting proposals and connecting with art directors at magazines, zines, and publishers. Through hands-on assignments, lectures, and critiques, students continue to examine aesthetic and technical aspects including text analysis, concept development, character studies, and story boarding. Also covers portfolio preparation and how to get jobs in today's market.

Prerequisite: XILU6009 Illustrating Children's Books or consent of instructor

First class materials: Note-taking materials.

Also, please bring any rough sketches you would like to discuss, as well as a children's book, which has caught your fancy!

February 2 – April 20 (no mtg. 2/16 & 3/16)

Mon 7:00–10:00pm / 10 sessions / 16 students

Reg# 15267: \$395 Non-credit

Reg# 15268: \$430 Certificate Credit

Reg# 15269: \$1250 College Credit (1.0)

Instructor: Deborah Nourse Lattimore

XILU6010

Interior & Home Design

INTERIOR DESIGN CERTIFICATE PROGRAM is a sequence of 18 courses intended for individuals beginning a new career, augmenting an existing career, or seeking to enhance their existing art or design skills. The program is geared for the adult learner and is designed to meet professional industry standards. Study begins with the development of an understanding of foundational design theory and leads to a translation of that knowledge into practical interior design requirements. Courses provide intensive, practical training leading to the development of a professional portfolio. The program is intended to prepare students for an entry-level position as an interior designer or decorator (SOC 27-1025*). Students may select full-unit courses from the Lighting Design Certificate program to receive elective credit.

THE 18 COURSE SEQUENCE

Foundation Courses [4]:

- XDWG1001** Drawing and Composition
- XGRD1101** Color Theory & Design
- XGRD5012** Fundamentals of 2-Dimensional Design
- XINT3000** Fundamentals of 3-Dimensional Design

Core Courses [12]:

- XINT7010** Introduction to Interior Design
- XINT7200** Drafting I
- XINT7300** Design Studio I
- XINT7016** Perspective Drawing
- XINT7017** Surface Materials & Presentation Techniques
- XINT7205** AutoCAD for Interior Design
- XINT7201** Drafting II
- XINT7301** Design Studio II
- XINT7012** History of Interior Design and Furniture
- XINT7040** Space Planning
- XINT7060** Interior Lighting Design
- XINT7302** Design Studio III

Electives [2]:

Choose from listed electives.

ESTIMATED TOTAL PROGRAM COST

The estimated program costs listed below are based on students completing two courses per term (four terms) over a two-year period.

Certificate Application:	\$175
Tuition:	\$8,020
Fees:	\$351
Supplies & Books:	\$2,200
Total:	\$10,746

Note: Certificate program courses are open to all students. Students, interested in taking certificate program courses for professional growth or personal development, are welcome to attend.

For further information, or to speak with a counselor, please call 310-665-6850.

All courses take place at Otis College of Art and Design's Elaine & Bram Goldsmith Campus, unless otherwise noted.

FOUNDATION COURSES:

Drawing & Composition

This beginning course develops skills in the elements of drawing and composition. Through demonstration, class exercises, and critiques, students explore concepts including contour line, cross contour, modeling, uses of marks to show form and space, perspective, scale and measurement, and positive/negative space.

Prerequisite: None

First class materials for Adams: One box of Staedler Mars graphite pencils 9H or 9B; one roll of drafting tape or artists tape (low tack tape), 1/2" thick; one Staedler Mars white plastic eraser; one pencil sharpener; one Masonite drawing board with two clips and pink rubber band (large enough to hold an 18" x 24" sketch pad; one 18" x 24" Strathmore recycled drawing tablet (dark green cover) or Strathmore drawing tablet (brown cover)

First class materials for Jones: Drawing board; 18" x 24" sketchpad (Strathmore, Canson, Aqua-bee); 11"x14" sketchbook; Charcoal pencils: hard (HB or B), medium (2B or 4B), soft (6B or 8B); Pastel pencils: Faber-Castell "PITT" or Stabilo "CarbOthello" pencils, NO Conte' pastel pencils; Pastel colors: dark sephia in PITT and one or two other dark earth-tones, blues, reds; Colored pencils: Faber-Castell "Polychromos" and Berol "Prismacolor" Colors: two or three in dark colors (black, reds, blues, etc.; Do not get watercolor versions of these pencils) Kneaded rubber eraser; Eraser shield; Razor blades; Small piece #100 sandpaper (3" x 4"); Chamois; 18" x 2" "See-Thru Ruler" (plastic)

At Otis' New Mid-Wilshire Studio

February 1 – May 3 (no mtg. 3/22 & 4/5)

Sun 1:30–4:30pm / 12 sessions / 20 students

Location: 6124 Wilshire Blvd., Los Angeles 90048

Reg# 15347: \$395 Non-credit

Reg# 15348: \$430 Certificate Credit

Reg# 15349: \$1250 College Credit (1.0)

Instructor: Lisa Adams

XDWG1001

Elaine and Bram Goldsmith Campus

February 1 – May 3 (no mtg. 3/22 & 4/5)

Sun 9:30am–12:30pm / 12 sessions / 20 students

Reg# 15341: \$395 Non-credit

Reg# 15342: \$430 Certificate Credit

Reg# 15343: \$1250 College Credit (1.0)

Instructor: Beverly Bledsoe

XDWG1001

February 3 – April 28 (no mtg. 3/17)

Tues 7:00–10:00pm / 12 sessions / 20 students

Reg# 15344: \$395 Non-credit

Reg# 15345: \$430 Certificate Credit

Reg# 15346: \$1250 College Credit (1.0)

Instructor: Ken Jones

XDWG1001

Color Theory & Design

An essential course for anyone pursuing or currently working in any art or design field who must communicate effectively with color. Confidence and skill are developed through weekly color-mixing exercises and homework projects using gouache. Through lecture, demonstration, critique, and practical experience, students investigate color theory, historical color comparison, color in nature, and analyze masterpiece color. Lectures include the phenomena of color and light and the use of color as a marketing tool.

Prerequisite: None (may be taken concurrently with XGRD5012 Fundamentals of 2-Dimensional Design)

First class materials for Blake: Notebook, 2" x 18" clear plastic grid ruler, 19" x 23" layout bond, 2H pencil, eraser, illustration board (15" x 20" Crescent cold press medium weight), 2 tapes: 1/2" low-tack drafting or graphics tape, 3/4 high-tack masking tape, one large size tube of permanent white gouache (Windsor Newton,) #6 Windsor Newton Sceptre gold round brush, 2 plastic water containers, large palette, compass (opens to 5" radius,) eyedropper

First class materials for Case: Note-taking materials

January 31 – April 25 (no mtg. 3/21)

Sat 2:00–5:00pm / 12 sessions / 16 students

Reg# 15218: \$395 Non-credit

Reg# 15219: \$430 Certificate Credit

Reg# 15220: \$1250 College Credit (1.0)

Instructor: Caroline Blake

XGRD1101

February 2 – May 4 (no mtg. 2/16 & 3/16)
Mon 7:00–10:00pm / 12 sessions / 16 students
Reg# 15221: \$395 Non-credit
Reg# 15222: \$430 Certificate Credit
Reg# 15223: \$1250 College Credit (1.0)
Instructor: Cole Case
XGRD1101

Fundamentals of 2-Dimensional Design

This foundation-level course introduces design for the beginner through the application and understanding of 2-dimensional elements and principles. Course offers preparation for beginners and professionals in several design areas. Weekly achromatic (non-color) projects deal with fundamentals of line, space, directional movement, balance, value, texture, pattern, and monochromes. Confidence in hand skills is developed and a final project in the student's area of interest is required. Students gain exposure to a range of current and historical design forms. Class includes studio time, slide lectures, and critique.

Prerequisite: None (may be taken concurrently with XGRD1101 Color Theory & Design)

First class materials for Blake: 8 1/2" x 11" paper, 2H pencil, 2" x 18" clear plastic grid ruler, black chisel-point marker, micro fine-line black pen, pencil sharpener, eraser, Pentel brand fine-point white correction pen, 3M correction tape (1/4" or smaller)

First class materials for Osherow: Sketchbook, pencil, ruler, medium and broad point black felt markers

January 31 – April 25 (no mtg. 3/21)
Sat 10:00am–1:00pm / 12 sessions / 16 students
Reg# 15224: \$395 Non-credit
Reg# 15225: \$430 Certificate Credit
Reg# 15226: \$1250 College Credit (1.0)
Instructor: Caroline Blake
XGRD5012

February 5 – April 30 (no mtg. 3/19)
Thur 7:00–10:00pm / 12 sessions / 16 students
Reg# 15227: \$395 Non-credit
Reg# 15228: \$430 Certificate Credit
Reg# 15229: \$1250 College Credit (1.0)
Instructor: Randy Osherow
XGRD5012

CORE COURSES:

Introduction to Interior Design

A comprehensive introduction to the field of interior design. Students learn the essential principles to create aesthetically pleasing and functional interiors for residential or commercial spaces. Topics include fundamental design principles, basic color theory, appropriate use of materials, fabric and furniture selection, space planning, and historical periods that continue to influence the field of interior design today. Course focuses on the elements of design, exploring the overall concepts that go into creating a design.

Prerequisite: None

First class materials: TBD

February 3 – April 14 (no mtg. 3/17)
Tues 7:00–10:00pm / 10 sessions / 16 students
Reg# 15273: \$395 Non-credit
Reg# 15274: \$430 Certificate Credit
Reg# 15275: \$1250 College Credit (1.0)
Instructor: Ty Wynn
XINT7010

Drafting I

An introduction to the drafting methods and techniques used to create floor plans and elevation views for interior design. In this course students learn to use the basic tools and procedures of drafting to develop effective interior design plans. Course covers tools and applications; practical use of architectural measurement and scale; use of dimensioning methods; and the development of legends. Explores how to incorporate design ideas into a practical plan format to fully realize the interior concept. Students design a unique 800 square foot Minimalist micro mountain retreat, as a vehicle to learn critical drafting methods and techniques. Emphasis is on developing design concepts.

Prerequisite: None

First class materials: One each of the following – 14" 30-60 STD triangle, 8" 45 Degree STD triangle, 12" triangle (Arch Hand Scale), H Mars-Lumograph pencil, 2H Mars-Luograph pencil, Sanford Tuff Stuff eraser, Sanford Tuff Stuff Eraser Refill (2-Pak), erasing shield, Ames Lettering Guide, Pocket Pal Template, 8 sheets of 24" x 36", 16 lb. plain clearprt Vellum, 1 roll of Drafting Dots

Early Bird Discount

Otis Continuing Education offers a \$50 discount on most courses, for students enrolling on or before the Open House on January 11, 2015.
For more information, see page 100.

February 5 – April 16 (no mtg. 3/19)

Thur 7:00pm–10:00pm / 10 sessions / 16 students

Reg# 15288: \$395 Non-credit

Reg# 15289: \$430 Certificate Credit

Reg# 15290: \$1250 College Credit (1.0)

Instructor: Staff

XINT7200

Drafting II

Students continue exploring the drafting methods and techniques learned in Drafting I, to create floor plans and elevation views for commercial interior design. In this course students further develop their drafting skills in order to create effective interior design plans. Explores how to incorporate design ideas into a practical plan format to fully realize the interior concept. Emphasis is on developing design concepts for commercial applications including office, restaurant, and retail spaces.

Prerequisite: XINT7200 Drafting I

First Class Materials: One each of the following – 14" 30-60 STD triangle, 8" 45 Degree STD triangle, 12" triangle (Arch Hand Scale), H Mars-Lumograph pencil, 2H Mars-Luograph pencil, Sanford Tuff Stuff eraser, Sanford Tuff Stuff Eraser Refill (2-Pak), erasing shield, Ames Lettering Guide, Pocket Pal Template, 8 sheets of 24" x3 6", 16 lb. plain clearprt Vellum, 1 roll of Drafting Dots

February 5 – April 16 (no mtg. 3/19)

Thur 7:00–10:00pm / 10 sessions / 16 students

Reg# 15291: \$395 Non-credit

Reg# 15292: \$430 Certificate Credit

Reg# 15293: \$1250 College Credit (1.0)

Instructor: Staff

XINT7201

Surface Materials & Presentation Techniques

Course surveys properties, production, and use of materials including natural and human-made resources for floors, walls, and other surfaces. Covers wood, stone, textile, ceramic, and finishes.

Prerequisites: XINT7010 Introduction to Interior Design or equivalent knowledge

First class materials: TBD

February 5 – April 16 (no mtg. 3/19)

Thur 7:00–10:00pm / 10 sessions / 16 students

Reg# 15285: \$395 Non-credit

Reg# 15286: \$430 Certificate Credit

Reg# 15287: \$1250 College Credit (1.0)

Instructor: Ty Wynn

XINT7017

Design Studio I

In this practical course, students work with architectural floor plans to create room designs, space plans, and color palettes. Students learn how to render furniture, accessories, and surface treatments, complete with shadows and light sources. Using one and two-point perspective students design rooms, allowing one to visualize the final space, as you would present it to a client. Also covers treatment with actual materials such as fabrics, tile, wood, brick, and granite.

Prerequisite: XINT7016 Perspective Drawing Techniques

First class materials: one black medium-tip Sharpie pen; warm gray markers in 2, 5, and 7 color strengths; one roll of 24" wide sketch tissue paper; sketch book

February 4 – April 15 (no mtg. 3/18)

Wed 7:00–10:00pm / 10 sessions / 16 students

Reg# 15276: \$395 Non-credit

Reg# 15277: \$430 Certificate Credit

Reg# 15278: \$1250 College Credit (1.0)

Instructor: Ty Wynn

XINT7300

Design Studio II

In this continuation of Design Studio I, students work with architectural floor plans to create room designs, space plans, and color palettes. Students further develop their skills as they render furniture, accessories, and surface treatments, complete with shadows and light sources. Students design rooms allowing one to visualize the final space, as would be presented to a client.

Prerequisite: XINT7300 Design Studio I

First class materials: One black medium-tip Sharpie pen; warm gray markers in 2, 5, and 7 color strengths; one roll of 24" wide sketch tissue paper; sketch book

February 4 – April 15 (no mtg. 3/18)

Wed 7:00–10:00pm / 10 sessions / 16 students

Reg# 15279: \$395 Non-credit

Reg# 15280: \$430 Certificate Credit

Reg# 15281: \$1250 College Credit (1.0)

Instructor: Ty Wynn

XINT7301

Design Studio III

Course covers the planning, preparation, and presentation of portfolio projects. Class culminates with a formal design presentation and critique.

Prerequisite: XINT7301 Design Studio II

First class materials: TBD

February 4 – April 15 (no mtg. 3/18)

Wed 7:00–10:00pm / 10 sessions / 16 students

Reg# 15282: \$395 Non-credit

Reg# 15283: \$430 Certificate Credit

Reg# 15284: \$1250 College Credit (1.0)

Instructor: Ty Wynn

XINT7302

Open House

CONTINUING EDUCATION

Sunday, January 11, 2015 1pm–3pm

Goldsmith Campus in Westchester
9045 Lincoln Boulevard, 2nd floor

For reservations and further information,
please call 310-665-6850.

ELECTIVES:

NEW!

The Art of the Edible Landscape

An essential course for anyone who is currently designing an edible landscape garden, or working in any aspect of sustainable design. In this course, you'll learn how to create a multi-function garden which is well-designed, in addition to producing high yields of healthy organic food. You'll learn how to evaluate a site, create a plan which functions well for the people who use the site, select heirloom vegetable varieties that match your growing conditions, and design a garden that is attractive and productive throughout Southern California's year-round growing season. Class will include aspects of sustainability such as Permaculture design, on-site composting, water efficiency, rainwater harvesting, pollinator-attractant flowers, and free or low-cost building materials.

Prerequisite: None

First class materials: TBD

January 31 – April 11 (no mtg. 3/21)

Sat 9:00am–12:00pm / 10 sessions / 16 students

Reg# 15470: \$395 Non-credit

Reg# 15471: \$430 Certificate Credit

Reg# 15472: \$1250 College Credit (1.0)

Instructor: Joanne Poyourow

XALI482

Lighting Design

LIGHTING DESIGN CERTIFICATE PROGRAM provides intensive study in lighting design for individuals who are beginning a new career, making a career change, or seeking to enhance their existing art or design skills in a related field. The program combines the theoretical study of lighting conditions and effects with the acquisition of technical skills about the design of lighting systems in both indoor and outdoor spaces. The program intends to prepare students to enter and become a lighting designer (SOC 27-1025*) or to augment their current design practices and experience.

THE COURSE SEQUENCE

Prerequisite Courses [3]:

Students must complete the following three courses prior to beginning the core courses, or *have equivalent* knowledge.

- XINT7200** Drafting I
- XINT7201** Drafting II
- XINT7205** AutoCAD for Interior Design

Core Courses [6]:

- XALI362** Lighting Fundamentals
- XALI336** Human Factors / Light and Health
- XALI471** Advanced Lighting Design
- XALI472** Luminaire and Control Technologies
- XALI473** Daylighting and Sustainability
- XALI474** Lighting Internship

ESTIMATED PROGRAM COST

The estimated program costs listed below are based on students completing two courses per term (four terms) over a two-year period.

Certificate Application:	\$175
Tuition:	\$5,410 (\$3,840 without Prerequisites)
Fees:	\$156
Supplies & Books:	\$1,000
Total:	\$6,741 (\$5,171 without Prerequisites)

Note: Certificate program courses are open to all students. Students, interested in taking certificate program courses for professional growth or personal development, are welcome to attend.

For further information, or to speak with a counselor, please call 310-665-6850.

All courses take place at Otis College of Art and Design's Elaine & Bram Goldsmith Campus, unless otherwise noted.

PREREQUISITE COURSES:

Drafting I

An introduction to the drafting methods and techniques used to create floor plans and elevation views for interior design. In this course students learn to use the basic tools and procedures of drafting to develop effective interior design plans. Course covers tools and applications; practical use of architectural measurement and scale; use of dimensioning methods; and the development of legends. Explores how to incorporate design ideas into a practical plan format to fully realize the interior concept. Students design a unique 800 square foot Minimalist micro mountain retreat, as a vehicle to learn critical drafting methods and techniques. Emphasis is on developing design concepts.

Prerequisite: None

First class materials: One each of the following – 14" 30-60 STD triangle, 8" 45 Degree STD triangle, 12" triangle (Arch Hand Scale), H Mars-Lumograph pencil, 2H Mars-Luograph pencil, Sanford Tuff Stuff eraser, Sanford Tuff Stuff Eraser Refill (2-Pak), erasing shield, Ames Lettering Guide, Pocket Pal Template, 8 sheets of 24" x 36", 16lb. plain clearprt Vellum, 1 roll of Drafting Dots.

February 5 – April 16 (no mtg. 3/19)

Thur 7:00–10:00pm / 10 sessions / 16 students

Reg# 15288: \$395 Non-credit

Reg# 15289: \$430 Certificate Credit

Reg# 15290: \$1250 College Credit (1.0)

Instructor: Staff

XINT7200

Drafting II

Students continue exploring the drafting methods and techniques learned in Drafting I, to create floor plans and elevation views for commercial interior design. In this course students further develop their drafting skills in order to create effective interior design plans. Explores how to incorporate design ideas into a practical plan format to fully realize the interior concept. Emphasis is on developing design concepts for commercial applications including office, restaurant, and retail spaces.

Prerequisite: XINT7200 Drafting I

First class materials: One each of the following – 14" 30-60 STD triangle, 8" 45 Degree STD triangle, 12" triangle (Arch Hand Scale), H Mars-Lumograph pencil, 2H Mars-Luograph pencil, Sanford Tuff Stuff eraser, Sanford Tuff Stuff Eraser Refill (2-Pak), erasing shield, Ames Lettering Guide, Pocket Pal Template, 8 sheets of 24" x 36", 16lb. plain clearprt Vellum, 1 roll of Drafting Dots.

February 5 – April 16 (no mtg. 3/19)

Thur 7:00–10:00pm / 10 sessions / 16 students

Reg# 15291: \$395 Non-credit

Reg# 15292: \$430 Certificate Credit

Reg# 15293: \$1250 College Credit (1.0)

Instructor: Staff

XINT7201

Luminaire and Control Technologies

The technology of luminaire and control systems, including solid state systems, dimming controls and other building management systems, are introduced, analyzed, and applied to the design and construction of a working luminaire. *Registration deadline: Monday, 1/19/15*

Prerequisite: XALI362 Lighting Fundamentals equivalent course(s) or experience

First class materials: TBD

February 2 – May 4 (no mtg. 2/16 & 3/16; 1 mtg. tba)

Mon 7:00–10:30pm / 13 sessions / 10 students

Reg# 15297: \$577 Non-credit

Reg# 15298: \$629 Certificate Credit

Reg# 15299: \$2500 College Credit (2.0)

(NOTE: this course qualifies for two electives for the Interior Design Certificate Program;

Registration deadline: Monday, 1/19/15)

Instructor: Staff

XALI472

Advanced Lighting Design

Design theory, process, and lighting technologies are applied to a series of lighting design problems. *Registration deadline: Monday, 1/9/15*

Prerequisites: XALI362 Lighting Fundamentals and XALI366 Human Factors/ Light and Health or equivalent course(s) or experience

First class materials: TBD

February 3 – May 5 (no mtg. 3/17)

Tues 7:00–10:30pm / 13 sessions

(class limited to 10 students)

Reg# 15300: \$595 Non-credit

Reg# 15301: \$640 Certificate Credit

Reg# 15302: \$2500 College Credit (2.0)

(NOTE: this course qualifies for two electives for the Interior Design Certificate Program;

Registration deadline: Monday, 1/19/15)

Instructor: Heather Libonati

XALI471

Lighting Internship

Students work under close supervision of the existing staff of a professional lighting design firm (Employer). Work includes the introduction to, observation and/or practice of professional activities, excluding clerical, as supervised and documented by the Employer, and that comply with US WHD Fact Sheet #71: Internship Programs Under the Fair Labor Standards Act, Test for Unpaid Interns. The duration of work must equal and may not exceed 90 hours. This course may be repeated for credit.

Prerequisite: ARLI471 / XALI471 Advanced Lighting Design, and confirmed internship appointment as arranged and/or approved by A/L/I Chair.

First class materials: TBD

Dates to be arranged

To be arranged / 6 sessions / limited enrollment

Reg# 15306: \$640 Certificate Credit

Reg# 15307: \$2500 College Credit (2.0)

(NOTE: this course qualifies for two electives for the Interior Design Certificate Program;

Registration deadline: Monday, 1/19/15)

Instructor: Linda Pollari

XALI469

Product Design

PRODUCT DESIGN CERTIFICATE PROGRAM is a sequence of 18 courses intended for individuals beginning a new career, augmenting an existing career, or seeking to enhance their existing art or design skills. The program is geared for the adult learner and is designed to meet professional industry standards. Study begins with the development of an understanding of foundational design theory and leads to a translation of that knowledge into practical product design requirements. Courses provide intensive, practical training leading to the development of a professional portfolio. The program is intended to prepare students for an entry-level position as a product designer (SOC 27-1021*).

THE 17 COURSE SEQUENCE

Foundation Courses [4]:

Students must complete the following four courses prior to beginning the core courses, or have equivalent knowledge.

- > Drawing and Composition
- > Introduction to Product Design
- > Fundamentals of 2-Dimensional Design
- > Introduction to Digital Design

Core Courses [13]:

- > Perspective Drawing
- > Product Design Studio I: Small Hardgoods
- > Fundamentals of 3-Dimensional Design
- > Introduction to 3D Digital Modeling
- > Visual Communication I
- > Product Design Studio II: Large Hardgoods
- > Intermediate 3D Digital Modeling
- > Sculpting and Quick Mock Up Construction Techniques I
- > Visual Communications II
- > Product Design Studio III: Softgoods
- > Advanced 3D Digital Modeling
- > Model Making: Advanced Materials and Construction Techniques II
- > Professional Practices: Design Your Future

Electives [1]:

Choose from listed electives.

ESTIMATED TOTAL PROGRAM COST

The estimated program costs listed below are based on students completing two courses per term (four terms) over a two-year period.

Certificate Application:	\$175
Tuition:	\$9,140
Fees:	\$351
Supplies & Books:	\$2,600
Total:	\$12,266

Note: Certificate program courses are open to all students. Students, interested in taking certificate program courses for professional growth or personal development, are welcome to attend.

For further information, or to speak with a counselor, please call 310-665-6850.

All courses take place at Otis College of Art and Design's Elaine & Bram Goldsmith Campus, unless otherwise noted.

Drawing & Composition

This beginning course develops skills in the elements of drawing and composition. Through demonstration, class exercises, and critiques, students explore concepts including contour line, cross contour, modeling, uses of marks to show form and space, perspective, scale and measurement, and positive/negative space.

Prerequisite: None

First class materials for Adams: One box of Staedler Mars graphite pencils 9H or 9B; one roll of drafting tape or artists tape (low tack tape), 1/2" thick; one Staedler Mars white plastic eraser; one pencil sharpener; one Masonite drawing board with two clips and pink rubber band (large enough to hold an 18" x 24" sketch pad; one 18" x 24" Strathmore recycled drawing tablet (dark green cover) or Strathmore drawing tablet (brown cover)

First class materials for Jones: Drawing board; 18" x 24" sketchpad (Strathmore, Canson, Aquabee); 11"x14" sketchbook; Charcoal pencils: hard (HB or B), medium (2B or 4B), soft (6B or 8B); Pastel pencils: Faber-Castell "PITT" or Stabilo "CarbOthello" pencils, NO Conte' pastel pencils; Pastel colors: dark sephia in PITT and one or two other dark earth-tones, blues, reds; Colored pencils: Faber-Castell "Polychromos" and Berol "Prismacolor" Colors: two or three in dark colors (black, reds, blues, etc.; Do not get watercolor versions of these pencils) Kneaded rubber eraser; Eraser shield; Razor blades; Small piece #100 sandpaper (3" x 4"); Chamois; 18" x 2" "See-Thru Ruler" (plastic)

At Otis' New Mid-Wilshire Studio

February 1 – May 3 (no mtg. 3/22 & 4/5)

Sun 1:30–4:30pm / 12 sessions / 20 students

Location: 6124 Wilshire Blvd., Los Angeles 90048

Reg# 15347: \$395 Non-credit

Reg# 15348: \$430 Certificate Credit

Reg# 15349: \$1250 College Credit (1.0)

Instructor: Lisa Adams

XDWG1001

Elaine and Bram Goldsmith Campus

February 1 – May 3 (no mtg. 3/22 & 4/5)

Sun 9:30am–12:30pm / 12 sessions / 20 students

Reg# 15341: \$395 Non-credit

Reg# 15342: \$430 Certificate Credit

Reg# 15343: \$1250 College Credit (1.0)

Instructor: Beverly Bledsoe

XDWG1001

February 3 – April 28 (no mtg. 3/17)

Tues 7:00–10:00pm / 12 sessions / 20 students

Reg# 15344: \$395 Non-credit

Reg# 15345: \$430 Certificate Credit

Reg# 15346: \$1250 College Credit (1.0)

Instructor: Ken Jones

XDWG1001

Introduction to Product Design

A course designed to build an understanding of the product design process used by professional designers around the world. Course explores major steps including research and analysis, concept generation, design development, engineering principles, material fundamentals, mechanical layout, ergonomic principles, 2D design sketching and rendering, 3D model making, and presentation techniques. In this course students design an original product, from initial concept to final design. Students are guided through the design process via weekly assignments and project reviews with emphasis on developing innovative and compelling design solutions. Students develop their skills in the areas of thinking and communication, problem solving, design language, design aesthetics, and the principles of sustainable design. Also covers drawing techniques, perspective, composition, and professional communication techniques.

Prerequisite: None

First class materials: TBD

February 3 – April 14 (no mtg. 3/17)

Tues 7:00–10:00pm / 10 sessions / 16 students

Reg# 15310: \$395 Non-credit

Reg# 15311: \$430 Certificate Credit

Reg# 15312: \$1250 College Credit (1.0)

Instructor: Michael Kollins

XPRD7501

Fundamentals of 2-Dimensional Design

This foundation-level course introduces design for the beginner through the application and understanding of 2-dimensional elements and principles. Course offers preparation for beginners and professionals in several design areas. Weekly achromatic (non-color) projects deal with fundamentals of line, space, directional movement, balance, value, texture, pattern, and monochromes. Confidence in hand skills is developed

and a final project in the student's area of interest is required. Students gain exposure to a range of current and historical design forms. Class includes studio time, slide lectures, and critique.

Prerequisite: None (may be taken concurrently with XGRD1101 Color Theory & Design)

First class materials for Blake: 8 1/2" x 11" paper, 2H pencil, 2" x 18" clear plastic grid ruler, black chisel-point marker, micro fine-line black pen, pencil sharpener, eraser, Pentel brand fine-point white correction pen, 3M correction tape (1/4" or smaller)

First class materials for Osherow: Sketchbook, pencil, ruler, medium and broad point black felt markers

January 31 – April 25 (no mtg. 3/21)

Sat 10:00am–1:00pm / 12 sessions / 16 students

Reg# 15224: \$395 Non-credit

Reg# 15225: \$430 Certificate Credit

Reg# 15226: \$1250 College Credit (1.0)

Instructor: Caroline Blake

XGRD5012

February 5 – April 30 (no mtg. 3/19)

Thur 7:00–10:00pm / 12 sessions / 16 students

Reg# 15227: \$395 Non-credit

Reg# 15228: \$430 Certificate Credit

Reg# 15229: \$1250 College Credit (1.0)

Instructor: Randy Osherow

XGRD5012

Introduction to Digital Design

Learn the basics of computer operation for graphics applications. Instruction focuses on the Mac platform and introduces students to hierarchical structure, graphic interface, and various applications. Students are exposed to a wide array of digital graphics software applications including: Adobe Illustrator, Adobe Photoshop, QuarkXpress, Adobe InDesign, Adobe Flash, and Adobe Dreamweaver. (Please note: software varies depending on course emphasis.) This hands-on course is taught in the Otis computer lab, and includes additional lab time on a sign-up basis at no additional cost.

Prerequisite: XCMP9200 Basic Computer Operations or equivalent knowledge

First class materials for Godwin: USB Flash Drive; Please test functionality of disk before use.

First class materials for Marinaccio: USB Flash Drive; note-taking materials

(Emphasis: Web Design/Multimedia)

January 31 – April 11 (no mtg. 3/21)

Sat 1:00–4:00pm / 10 sessions / 16 students

Reg# 15123: \$675 Non-credit

Reg# 15124: \$710 Certificate Credit

Reg# 15125: \$1550 College Credit (1.0)

Instructor: Moshé L. Godwin

XDMA9011

(Emphasis: Graphic Design/Print)

February 4 – April 15 (no mtg. 3/18)

Wed 7:00–10:00pm / 10 sessions / 16 students

Reg# 15126: \$675 Non-credit

Reg# 15127: \$710 Certificate Credit

Reg# 15128: \$1550 College Credit (1.0)

Instructor: Kathleen Marinaccio

XDMA9011

Perspective Drawing

Developed during the Renaissance, perspective was as innovative then as the Internet is today. Perspective enabled artists to create the illusion of depth, volume, and three-dimensional space on a two-dimensional picture plane. Interior design is concerned with the creation of living, working, and hospitality environments. The spaces themselves, as well as their contents, needs to be rendered both two and three-dimensionally. This is accomplished through using grids, floor plans, and one-point and two-point perspective drawings. Floor plans help to illustrate a design concept. One-point and two-point perspective grids help bring the designer's vision into reality. In this hands-on course, students gather reference photos of furniture, accessories, and plants to fill their rooms, and render them in felt-tip markers. Students work in class every session – bring supplies to all class meetings.

Prerequisite: XDWG1001 Drawing & Composition

First class materials: 36" metal T-square, 30/60 14" plastic triangle, H, HB, and 2B drawing pencils (two each), drafting dots or masking tape, tracing paper roll (18" wide), 18" x 24" marker pad (Graphics 360), 10, 30, 50, 70, 90, & black felt-tip markers (cool gray), black Tombo brush tip pen, kneaded eraser, hard eraser

February 4 – April 15 (no mtg. 3/18)

Wed 7:00–10:00pm / 10 sessions / 16 students

Reg# 15313: \$395 Non-credit

Reg# 15314: \$430 Certificate Credit

Reg# 15315: \$1250 College Credit (1.0)

Instructor: Staff

XPRD7607

Visual Communication I

A studio course focused on developing mind – eye – hand rapid visualization skills that communicate multiple ideas quickly and delineate form and function clearly. Assignments integrate the intentional use of color to enhance basic line work, resulting in compelling images. Exploration of varied media allows the student to discover their preferred method of communication. Students are encouraged to expand their skills beyond their comfort zone to learn new methods of successful visual communication. Proficiency with multiple media gives the designer a wider range of styles that convey specific messages.

Prerequisite: XDWG Drawing and Composition

First class materials: TBD

February 3 – April 14 (no mtg. 3/17)

Tues 7:00–10:00pm / 10 sessions / 18 students

Reg# 15316: \$395 Non-credit

Reg# 15317: \$430 Certificate Credit

Reg# 15318: \$1250 College Credit (1.0)

Instructor: Staff

XPRD7605

ELECTIVES:

NEW!

Introduction to Shoe Design

In this course, students learn to design footwear from conceptualization to market. Join Neal B. Geyer, footwear executive and designer/builder with over 40 years of experience as he guides you through the basics of the industry. In this ground up approach students incorporate functionality into their designs to create footwear that functions as beautifully as it looks. Course includes design and line building, sourcing materials and factories, product samplings, and merchandising. Students construct a finished shoe or sandal using leather, textiles, foam, cork, and any other interesting materials that the students sees as viable footwear materials. Also covers presentation and sales techniques to help ensure that ultimate designs are timely, functional, and sellable. Students are also required to keep a shoe journal and participate in a weekly shoe and tell. Please note students must attend the first class meeting.

Prerequisite: Familiarity with basic art / design materials / tools helpful

First class materials: TBD

Open House

CONTINUING EDUCATION

Sunday, January 11, 2015 1pm-3pm

Goldsmith Campus in Westchester
9045 Lincoln Boulevard, 2nd floor

For reservations and further information,
please call 310-665-6850.

January 31 – April 11 (no mtg. 3/21)

Sat 9:30am–12:30pm / 10 sessions / 16 students

Reg# 15206: \$395 Non-credit

Reg# 15207: \$430 Certificate Credit

Reg# 15208: \$1250 College Credit (1.0)

Instructor: Neal B. Geyer

XFSH3009

Introduction to Ceramics Production

Early Start Course

With emphasis on functional ceramics, students are introduced to two-piece plaster mold making, slip casting, hump and slump molds, extrusion, potter's wheel, and low fire non-toxic glazes. By the end of the course, students produce a cup, bowl, plate, and vase. Lab hours: Thursday, 5:00-7:00pm.

Prerequisite: None

First class materials: TBD

January 14 – April 29 (no mtg. 3/18)

Wed 7:00–10:00pm / 15 sessions / 8 students

Reg# 15320: \$395 Non-credit

Reg# 15321: \$430 Certificate Credit

Reg# 15322: \$1250 College Credit (1.0)

(\$35 lab fee payable upon registration)

Instructor: Joan Takayama Ogawa

XPRD6500

Textile/Surface Design

TEXTILE/SURFACE DESIGN CERTIFICATE PROGRAM is a sequence of eight courses designed to offer training in the technical and creative skills required to begin a career in the textile/surface design field as a colorist, repeat artist, designer, or stylist.

This comprehensive program of study has been designed to prepare students for an entry level position as a textile production artist (SOC 51-6099*) as it relates to areas of applied design including home furnishings, fashion apparel, wall coverings, floor coverings, decorative papers, and greeting cards.

THE 8 COURSE SEQUENCE

Prerequisite Courses [2]:

Students must complete the following two courses prior to beginning the core courses, or have equivalent knowledge.

- XGRD5012** Fundamentals of 2-Dimensional Design
- XGRD1101** Color Theory & Design

Core Courses [6]:

- XSRF4012** Textile/Surface Design IA
- XSRF4016** Textile/Surface Design IB
- XSRF4018** Textile/Surface Design IIA
- XSRF4020** Textile/Surface Design IIB
- XSRF4024** Textile/Surface Design IIIA
- XSRF4026** Textile/Surface Design IIIB

ESTIMATED PROGRAM COST

The estimated program costs listed below are based on students completing two courses per term (four terms) over a two-year period.

Certificate Application:	\$175
Tuition:	\$3,440
Fees:	\$156
Supplies & Books:	\$1,500
Total:	\$5,271

Note: Certificate program courses are open to all students. Students, interested in taking certificate program courses for professional growth or personal development, are welcome to attend.

For further information, or to speak with a counselor, please call 310-665-6850.

All courses take place at Otis College of Art and Design's Elaine & Bram Goldsmith Campus, unless otherwise noted.

Early Bird Discount

Otis Continuing Education offers a \$50 discount on most courses, for students enrolling on or before the Open House on January 11, 2015.

For more information, see page 100.

PREREQUISITE COURSES:

Color Theory & Design

An essential course for anyone pursuing or currently working in any art or design field who must communicate effectively with color. Confidence and skill are developed through weekly color-mixing exercises and homework projects using gouache. Through lecture, demonstration, critique, and practical experience, students investigate color theory, historical color comparison, color in nature, and analyze masterpiece color. Lectures include the phenomena of color and light and the use of color as a marketing tool.

Prerequisite: None (may be taken concurrently with XGRD5012 Fundamentals of 2-Dimensional Design)

First class materials for Blake: Notebook, 2" x 18" clear plastic grid ruler, 19" x 23" layout bond, 2H pencil, eraser, illustration board (15" x 20" Crescent cold press medium weight), 2 tapes: 1/2" low-tack drafting or graphics tape, 3/4 high-tack masking tape, one large size tube of permanent white gouache (Windsor Newton,) #6 Windsor Newton Sceptre gold round brush, 2 plastic water containers, large palette, compass (opens to 5" radius,) eyedropper

First class materials for Case: Note-taking materials

January 31 – April 25 (no mtg. 3/21)

Sat 2:00–5:00pm / 12 sessions / 16 students

Reg# 15218: \$395 Non-credit

Reg# 15219: \$430 Certificate Credit

Reg# 15220: \$1250 College Credit (1.0)

Instructor: Caroline Blake

XGRD1101

February 2 – May 4 (no mtg. 2/16 & 3/16)

Mon 7:00–10:00pm / 12 sessions / 16 students

Reg# 15221: \$395 Non-credit

Reg# 15222: \$430 Certificate Credit

Reg# 15223: \$1250 College Credit (1.0)

Instructor: Cole Case

XGRD1101

Fundamentals of 2-Dimensional Design

This foundation-level course introduces design for the beginner through the application and understanding of 2-dimensional elements and principles. Course offers preparation for beginners and professionals in several design areas. Weekly achromatic (non-color) projects deal with fundamentals of line, space, directional movement, balance, value, texture, pattern, and monochromes. Confidence in hand skills is developed and a final project in the student's area of interest is required. Students gain exposure to a range of current and historical design forms. Class includes studio time, slide lectures, and critique.

Prerequisite: None (may be taken concurrently with XGRD1101 Color Theory & Design)

First class materials for Blake: 8 1/2" x 11" paper, 2H pencil, 2" x 18" clear plastic grid ruler, black chisel-point marker, micro fine-line black pen, pencil sharpener, eraser, Pentel brand fine-point white correction pen, 3M correction tape (1/4" or smaller)

First class materials for Osherow: Sketchbook, pencil, ruler, medium and broad point black felt markers

January 31 – April 25 (no mtg. 3/21)

Sat 10:00am–1:00pm / 12 sessions / 16 students

Reg# 15224: \$395 Non-credit

Reg# 15225: \$430 Certificate Credit

Reg# 15226: \$1250 College Credit (1.0)

Instructor: Caroline Blake

XGRD5012

February 5 – April 30 (no mtg. 3/19)

Thur 7:00–10:00pm / 12 sessions / 16 students

Reg# 15227: \$395 Non-credit

Reg# 15228: \$430 Certificate Credit

Reg# 15229: \$1250 College Credit (1.0)

Instructor: Randy Osherow

XGRD5012

CORE COURSES:

Textile/Surface Design IA

A beginning studio course introducing the design of printed fabrics from initiation of the design to industrial requirement and limitations. This course covers materials and equipment, drawing, painting, transfer technique, research methods and printing processes. Instruction includes discussion and demonstration of the various methods of repeat processes used to create overall design pattern and color mixing and application. Through structured design problems, students execute finished textile design and croquis suitable for a portfolio.

Prerequisite: XGRD1101 Color Theory & Design, XGRD5012 Fundamentals of 2-Dimensional Design

First class materials: Roll brown parcel paper, black India ink, round #3 or #4 paint brush, flat #1 or #2 paint brush, metal ruler, clear grid ruler, roll Scotch tape, roll masking tape, sharp paring knife, two water jars, small wellled cup palette, tracing paper roll or pad, Xacto knife, pencils, eraser.

January 31 – April 25 (no mtg. 3/21)

Sat 9:30am–12:30pm / 12 sessions / limited enrollment

Reg# 15323: \$395 Non-credit

Reg# 15324: \$430 Certificate Credit

Reg# 15325: \$1250 College Credit (1.0)

Instructor: Toxi Dixon

XSRF4012

Textile/Surface Design IB

This companion course to Textile/Surface Design I: Part A consists of a series of projects focusing on the creation of repeat patterns for various market groups in the textile industry. Students take a design concept and create a marketable group of repeat patterns for each project. Demonstration and discussion is provided on how to problem solve various artistic techniques. Students develop a body of work suitable for their portfolio.

Prerequisite: XGRD1101 Color Theory & Design, XGRD5012 Fundamentals of 2-Dimensional Design

First class materials: Notebook, one sheet of Canson paper (white), masking tape, Gouache (permanent white, ivory black, and three colors of your choice), #6 Winsor Newton Sceptre gold round brush, Winsor Newton 1" flat brush, ruling pen, 15" stainless steel ruler with cork backing.

January 31 – April 25 (no mtg. 3/21)

Sat 1:30–4:30pm / 12 sessions /

limited enrollment

Reg# 15326: \$395 Non-credit

Reg# 15327: \$430 Certificate Credit

Reg# 15328: \$1250 College Credit (1.0)

Instructor: Michael Carroll

XSRF4016

Textile/Surface Design IIA

An intermediate studio course building on the fundamental mechanics of repeat surface pattern development in Textile/Surface Design IA. Students explore new materials and techniques including transparent dyes on mass paper, use of the ruling pen, and methods for obtaining more visual textures. Areas of specialized design such as turn around repeats, counter change, and turnovers are investigated. Projects such as hand printing on fabric familiarize students with actual printing methods.

Prerequisite: XSRF4012 Textile/Surface Design IA

First class materials: TBD

January 31 – April 25 (no mtg. 3/21)

Sat 9:30am–12:30pm / 12 sessions / limited enrollment

Reg# 15329: \$395 Non-credit

Reg# 15330: \$430 Certificate Credit

Reg# 15331: \$1250 College Credit (1.0)

Instructor: Toxi Dixon

XSRF4018

Textile/Surface Design IIB

This course expands utilization of natural forms and color studies begun in Textile/Surface Design IB. Color awareness, current color trends, and understanding specific needs of specific markets and products are emphasized. Historic research and study are approached as a method of using design and color from the past to create new looks for today's market. Intermediate level exercises develop drawing and color skills. Portfolio quality croquis and sketches are completed. Includes field trips.

Prerequisite: XSRF4016 Textile/Surface Design IB

First class materials: TBD

January 31 – April 25 (no mtg. 3/21)

Sat 1:30–4:30pm / 12 sessions /

limited enrollment

Reg# 15332: \$395 Non-credit

Reg# 15333: \$430 Certificate Credit

Reg# 15334: \$1250 College Credit (1.0)

Instructor: Michael Carroll

XSRF4020

Textile/Surface Design IIIA

Students work on design problems of increased complexity and expand on their individual career goals. They develop a coordinated collection of design related to specific needs of an industry such as wall coverings, home furnishing textiles, and fashion textiles. Professional practices relate to the student's working portfolio, resumes, job-hunting, and interviewing, plus the necessary information needed to maintain a working studio.

Prerequisite: XSRF4018 Textile/Surface Design IIA

First class materials: TBD

January 31 – April 25 (no mtg. 3/21)

Sat 9:30am–12:30pm / 12 sessions /

limited enrollment

Reg# 15335: \$395 Non-credit

Reg# 15336: \$430 Certificate Credit

Reg# 15337: \$1250 College Credit (1.0)

Instructor: Toxi Dixon

XSRF4024

Textile/Surface Design IIIB

Students continue to develop drawing skills relating to natural forms and historical reference. Emphasis is placed on more imaginative uses and combinations of media and techniques including batik, overlays, airbrush, and textures. Current color trends for various industries are utilized in development of sketches/croquis.

Prerequisite: XSRF4020 Textile/Surface Design IIB

First class materials: TBD

January 31 – April 25 (no mtg. 3/21)

Sat 1:30–4:30pm / 12 sessions /

limited enrollment

Reg# 15338: \$395 Non-credit

Reg# 15339: \$430 Certificate Credit

Reg# 15340: \$1250 College Credit (1.0)

Instructor: Michael Carroll

XSRF4026

OTHER COURSES OF INTEREST:

Digital Design for Textiles

Utilizing knowledge gained in Textile/Surface Design program, this course focuses on how to digitize concepts and designs. Advanced techniques in Adobe Illustrator & Photoshop are demonstrated as they relate to Surface Design. Preparing files for separations and production are also covered. Students take a design concept and create a digital group of repeat patterns suitable for their portfolio. This hands-on course is taught in the Otis computer lab and includes additional lab time on a sign-up basis at no additional cost.

Prerequisite: XSRF4012, XSRF4016 Textile/Surface Design IA & IB; XDMA9011 Introduction to Computer Graphics

First class materials: USB Flash Drive

January 31 – April 25 (no mtg. 3/21)

Sat 1:00– 4:00pm / 12 sessions /

limited enrollment

Reg# 15479: \$675 Non-credit

Reg# 15480: \$710 Certificate Credit

Reg# 15481: \$1550 College Credit (1.0)

Instructor: Anne Bray

XSRF4100

Licensing Your Art and Earning Royalties: A Course for Designers and Artists

Explore the opportunities to license and earn royalties with your artwork. Course provides an overview of manufacturing categories, portfolio requirements, royalties vs. flat fees, contracts, negotiation, branding, marketing and publicity, ethics and professional conduct, trademarks and copyrights, tradeshow, working with agents, and most importantly, how to develop a strategic plan to license your work.

Prerequisite: None

First class materials: Note-taking materials

January 31 – April 11 (no mtg. 3/21)

Sat 9:30am–12:30pm / 10 sessions / 16 students

Reg# 15426: \$395 Non-credit

Reg# 15427: \$430 Certificate Credit

Reg# 15428: \$1250 College Credit (1.0)

Instructor: Debra Valencia

XDEV1070

FINE ARTS



For further information, please call 310-665-6850.
To register, visit www.otis.edu/ce

- › Certificate Program
- › Drawing
- › Painting
- › Printmaking
- › Sculpture
- › Special Programs

Fine Arts Certificate Program

FINE ARTS CERTIFICATE PROGRAM is a sequence of eight courses intended to provide an introduction to the fundamentals of fine arts as a vehicle for creative self-expression. Taken together, these courses provide an overview of the concepts, language and skills of fine art practice. A strong emphasis is placed on enabling students to develop their personal artistic vision. That vision is facilitated by a close working relationship between faculty and students. This program is designed to prepare students as fine artists including painters, sculptors, and printmakers (SOC 27-1013*).

THE 8 COURSE SEQUENCE

The program includes the six core courses outlined below, plus two elective courses. Advisors are available to help students choose elective courses from the Continuing Education catalog. Additional courses are also available for students who wish to pursue their interests beyond the Certificate program.

Core Courses [6]:

- XARH** Art Making Through the Ages:
A Hands-on Approach to Art History
- XGRD1101** Color Theory & Design
- XDWG1001** Drawing & Composition
- XPTG1128** Introduction to Painting
- XPHO2010** Introduction to Photography
- XSCP1609** Introduction to Sculpture

Elective Courses [2]:

Students may select one-unit courses from the Drawing, Painting, Printmaking, Sculpture, or Photography programs to fulfill elective credit.

ESTIMATED TOTAL PROGRAM COST

The estimated program costs listed below are based on students completing two courses per term (four terms) over a two-year period.

Certificate Application:	\$175
Tuition:	\$3,440
Fees:	\$156
Supplies & Books:	\$2,000
Total:	\$5,771

Note: Certificate program courses are open to all students. Students, interested in taking certificate program courses for professional growth or personal development, are welcome to attend.

For further information, or to speak with a counselor, please call 310-665-6850.

All courses take place at Otis College of Art and Design's Elaine & Bram Goldsmith Campus, unless otherwise noted.

Open House

CONTINUING EDUCATION

Sunday, January 11, 2015 1pm-3pm

Goldsmith Campus in Westchester
9045 Lincoln Boulevard, 2nd floor

For reservations and further information,
please call 310-665-6850.



CORE COURSES:

NEW!

Art Making through the Ages: A Hands-on Approach to Art History

In this course, students deepen their creative abilities while exploring significant artistic achievements from pre-history through contemporary times. Throughout human existence, art making has been one of the most tangible expressions of our highest aspirations and deepest emotions. The arts are an essential aspect of all societies and cultures – people the world over have mirrored, decorated, critiqued, and even changed society through their creative works. Course explores major achievements throughout the ages including pre-history, Middle Ages, the Renaissance, Impressionism, Expressionism, Fauvism, Surrealism, and contemporary art. This unique approach provides an opportunity for students to enhance their own work through hands-on art exercises, while expanding their knowledge of art history.

Prerequisite: None

First class materials: TBD

February 2 – April 20 (no mtg. 2/16 & 3/16)

Mon 7:00–10:00pm / 10 sessions / 12 students

Reg# 15120: \$395 Non-credit

Reg# 15121: \$430 Certificate Credit

Reg# 15122: \$1250 College Credit (1.0)

Instructor: Linda Jacobson

XARH300

Color Theory & Design

An essential course for anyone pursuing or currently working in any art or design field who must communicate effectively with color. Confidence and skill are developed through weekly color-mixing exercises and homework projects using gouache. Through lecture, demonstration, critique, and practical experience, students investigate color theory, historical color comparison, color in nature, and analyze masterpiece color. Lectures include the phenomena of color and light and the use of color as a marketing tool.

Prerequisite: None (may be taken concurrently with XGRD5012 Fundamentals of 2-Dimensional Design)

First class materials for Blake: Notebook, 2" x 18" clear plastic grid ruler, 19" x 23" layout bond, 2H pencil, eraser, illustration board (15" x 20" Crescent cold press medium weight),

Early Bird Discount

Otis Continuing Education offers a \$50 discount on most courses, for students enrolling on or before the Open House on January 11, 2015.

For more information, see page 100.

2 tapes: 1/2" low-tack drafting or graphics tape, 3/4 high-tack masking tape, one large size tube of permanent white gouache (Windsor Newton,) #6 Windsor Newton Sceptre gold round brush, 2 plastic water containers, large palette, compass (opens to 5" radius,) eyedropper

First class materials for Case: Note-taking materials

January 31 – April 25 (no mtg. 3/21)

Sat 2:00–5:00pm / 12 sessions / 16 students

Reg# 15218: \$395 Non-credit

Reg# 15219: \$430 Certificate Credit

Reg# 15220: \$1250 College Credit (1.0)

Instructor: Caroline Blake

XGRD1101

February 2 – May 4 (no mtg. 2/16 & 3/16)

Mon 7:00–10:00pm / 12 sessions / 16 students

Reg# 15221: \$395 Non-credit

Reg# 15222: \$430 Certificate Credit

Reg# 15223: \$1250 College Credit (1.0)

Instructor: Cole Case

XGRD1101

Drawing & Composition

This beginning course develops skills in the elements of drawing and composition. Through demonstration, class exercises, and critiques, students explore concepts including contour line, cross contour, modeling, uses of marks to show form and space, perspective, scale and measurement, and positive/negative space.

Prerequisite: None

First class materials for Adams: One box of Staedler Mars graphite pencils 9H or 9B; one roll of drafting tape or artists tape (low tack tape), 1/2" thick; one Staedler Mars white plastic eraser; one pencil sharpener; one Masonite drawing board with two clips and pink rubber band

(large enough to hold an 18" x 24" sketch pad; one 18" x 24" Strathmore recycled drawing tablet (dark green cover) or Strathmore drawing tablet (brown cover)

First class materials for Jones: Drawing board; 18" x 24" sketchpad (Strathmore, Canson, Aquabee;) 11" x 14" sketchbook; Charcoal pencils: hard (HB or B), medium (2B or 4B), soft (6B or 8B); Pastel pencils: Faber-Castell "PITT" or Stabilo "CarbOthello" pencils, NO Conte' pastel pencils; Pastel colors: dark sepia in PITT and one or two other dark earth-tones, blues, reds; Colored pencils: Faber-Castell "Polychromos" and Berol "Prismacolor" Colors: two or three in dark colors (black, reds, blues, etc.; Do not get watercolor versions of these pencils) Kneaded rubber eraser; Eraser shield; Razor blades; Small piece #100 sandpaper (3" x 4"); Chamois; 18" x 2" "See-Thru Ruler" (plastic)

At Otis' New Mid-Wilshire Studio

February 1 – May 3 (no mtg. 3/22 & 4/5)

Sun 1:30–4:30pm / 12 sessions / 20 students

Location: 6124 Wilshire Blvd., Los Angeles 90048

Reg# 15347: \$395 Non-credit

Reg# 15348: \$430 Certificate Credit

Reg# 15349: \$1250 College Credit (1.0)

Instructor: Lisa Adams

XDWG1001

Elaine and Bram Goldsmith Campus

February 1 – May 3 (no mtg. 3/22 & 4/5)

Sun 9:30am–12:30pm / 12 sessions / 20 students

Reg# 15341: \$395 Non-credit

Reg# 15342: \$430 Certificate Credit

Reg# 15343: \$1250 College Credit (1.0)

Instructor: Beverly Bledsoe

XDWG1001

February 3 – April 28 (no mtg. 3/17)

Tues 7:00–10:00pm / 12 sessions / 20 students

Reg# 15344: \$395 Non-credit

Reg# 15345: \$430 Certificate Credit

Reg# 15346: \$1250 College Credit (1.0)

Instructor: Ken Jones

XDWG1001



Introduction to Painting: Materials & Techniques

An introduction to the basic skills and processes of rendering an image in paint. Students work with simple subject matter, including still life, reproduction, abstraction, and landscape. Emphasis is on craft with special attention given to the role of contrast in seeing, color as value, color mixing, paint as material, and the process of building the surface. Students use oil or acrylics. Course may be repeated.

Prerequisite: XDWG1001 Drawing and Composition or equivalent experience.

First class materials: 1 tube black oil paint, 1 tube white (Titanium) oil paint, 1 canvas board (16" x 20" or 11" x 14"), 1 can turpenoid or Gamsol, 1 flat oil painting bristle brush small (size 2 or 4), 1 flat oil bristle brush medium (size 6 or 8), 1 flat oil bristle brush large (size 10 or 12), paper towels, bar of soap

February 1 – April 19 (no mtg. 3/22 & 4/5)

Sun 9:30am–12:30pm / 10 sessions / 12 students

Reg# 15371: \$395 Non-credit

Reg# 15372: \$430 Certificate Credit

Reg# 15373: \$1250 College Credit (1.0)

Instructor: Roni Feldman

XPTG1128

Introduction to Photography

Course covers the basics of black and white photography. Lectures, demonstrations, and assignments combine technical information with conceptual aspects of photography, and problem solving. Topics include using a 35 millimeter camera, black and white film choices, camera formats, lenses, ASA, aperture, depth of field, shutter speeds, lighting, composition, and other information relevant to photography. Students develop a vocabulary for "reading" images. Includes weekly assignments, individual and group critiques, slide lectures, and a final presentation of photographs. Includes two lab sessions.

Prerequisite: None

First class materials: TBD

January 31 – April 11 (no mtg. 3/21)

Sat 1:00–4:00pm / 10 sessions / 14 students

Reg# 15429: \$395 Non-credit

Reg# 15430: \$430 Certificate Credit

Reg# 15431: \$1250 College Credit (1.0)

(\$35 lab fee payable upon registration)

Instructor: Laura London

XPHO2010

Drawing

All courses take place at Otis College of Art and Design's Elaine & Bram Goldsmith Campus, unless otherwise noted.

Drawing on the Right Side of the Brain

In this hands-on workshop students learn to draw with techniques based on the work of Betty Edwards, author of the renowned book, *Drawing on the Right Side of the Brain*. Course begins with an introduction to the theory of *Drawing on the Right Side of the Brain* and follows a step-by-step process specifically designed for individuals who have never drawn before. The fundamental premise is that anyone can learn to draw if provided with proper guidance. Students develop their perceptual skills (ability to see) through exercises focusing on contour line, positive/negative space, sighting, and light/shadow relationships. Combines lecture and studio exercises in a nurturing and supportive environment. Materials list provided at first meeting.

Prerequisite: None

First class materials: A 2B pencil

February 4 – April 15 (no mtg. 3/18)

Wed 7:00–10:00pm / 10 sessions / 18 students

Reg# 15359: \$395 Non-credit

Reg# 15360: \$430 Certificate Credit

Reg# 15361: \$1250 College Credit (1.0)

Instructor: Linda Jo Russell

XDWG1040

Drawing & Composition

This beginning course develops skills in the elements of drawing and composition. Through demonstration, class exercises, and critiques, students explore concepts including contour line, cross contour, modeling, uses of marks to show form and space, perspective, scale and measurement, and positive/negative space.

Prerequisite: None

First class materials for Adams: One box of Staedler Mars graphite pencils 9H or 9B; one roll of drafting tape or artists tape (low tack tape), 1/2" thick; one Staedler Mars white plastic eraser; one pencil sharpener; one Masonite drawing board with two clips and pink rubber band (large enough to hold an 18" x 24" sketch pad; one 18" x 24" Strathmore recycled drawing tablet (dark green cover) or Strathmore drawing tablet (brown cover)

First class materials for Jones: Drawing board; 18" x 24" sketchpad (Strathmore, Canson, Aqua-bee); 11" x 14" sketchbook; Charcoal pencils: hard (HB or B), medium (2B or 4B), soft (6B or 8B); Pastel pencils: Faber-Castell "PITT" or Stabilo "CarbOthello" pencils, NO Conte' pastel pencils; Pastel colors: dark sephia in PITT and one or two other dark earth-tones, blues, reds; Colored pencils: Faber-Castell "Polychromos" and Berol "Prismacolor" Colors: two or three in dark colors (black, reds, blues, etc.; Do not get watercolor versions of these pencils) Kneaded rubber eraser; Eraser shield; Razor blades; Small piece #100 sandpaper (3" x 4"); Chamois; 18" x 2" "See-Thru Ruler" (plastic)

At Otis' New Mid-Wilshire Studio

February 1 – May 3 (no mtg. 3/22 & 4/5)

Sun 1:30–4:30pm / 12 sessions / 20 students

Location: 6124 Wilshire Blvd., Los Angeles 90048

Reg# 15347: \$395 Non-credit

Reg# 15348: \$430 Certificate Credit

Reg# 15349: \$1250 College Credit (1.0)

Instructor: Lisa Adams

XDWG1001

Elaine and Bram Goldsmith Campus

February 1 – May 3 (no mtg. 3/22 & 4/5)

Sun 9:30am–12:30pm / 12 sessions / 20 students

Reg# 15341: \$395 Non-credit

Reg# 15342: \$430 Certificate Credit

Reg# 15343: \$1250 College Credit (1.0)

Instructor: Beverly Bledsoe

XDWG1001

February 3 – April 28 (no mtg. 3/17)

Tues 7:00–10:00pm / 12 sessions / 20 students

Reg# 15344: \$395 Non-credit

Reg# 15345: \$430 Certificate Credit

Reg# 15346: \$1250 College Credit (1.0)

Instructor: Ken Jones

XDWG1001

Life Drawing

This beginning/intermediate course emphasizes the structure and proportion of the human form. While drawing from the live model, studio instruction includes quick sketch, long, and short poses. Students work in a variety of drawing media. Course may be repeated.

Prerequisite: XDWG1001 Drawing & Composition

First class materials: Drawing pencils, kneaded eraser, compressed charcoal, 18" x 24" newsprint pad, drawing board.

February 3 – April 28 (no mtg. 3/17)

Tues 7:00–10:00pm / 12 sessions / 18 students

Reg# 15350: \$395 Non-credit

Reg# 15351: \$430 Certificate Credit

Reg# 15352: \$1250 College Credit (1.0)

Instructor: Chris Warner

XDWG1014

Large Scale Figure Drawing: Construction and Form Analysis

Learn to draw the human figure the Otis way...This drawing course focuses on drawing the oversized or life size human figure, constructing the form and capturing the gesture. This class will be divided into three major drawings with lectures on some anatomy given. The students learn methods of gesturing and measuring, designed to create a convincing structural illusion and transparent beauty of the human figure. The human figure is the most amazing machine ever designed. Gain

power in your drawing by learning anatomy. Lectures and demonstrations are given on each major anatomical part of the human figure. Students do direct drawing in three week studies. Student draw with charcoal or Conte pencil. All work is done on 32" x 48" paper, or larger. At home studies are encouraged.

Prerequisite: Life Drawing or equivalent knowledge

First class materials: 18" x 24 Newsprint pad, drawing board, 9" x 12" sketchbook, charcoal pencils (HB, 2B, 4B), kneaded eraser, retractable knife. Paper options for large drawings will be discussed on first day. Large boards will be provided.

February 1 – April 19 (no mtg. 3/22 & 4/5)

Sun 1:00–4:00pm / 10 sessions / 18 students

Reg# 15356: \$395 Non-credit

Reg# 15357: \$430 Certificate Credit

Reg# 15358: \$1250 College Credit (1.0)

Instructor: Beverly Bledsoe

XDWG1018

Portrait Drawing

At Otis' New Mid-Wilshire Studio

A course focusing on the basic anatomy and structure of the head and face, with in depth study of features, gestures, and expressions. Emphasis is on the emotional and dramatic elements of the facial countenance from a smile to a frown through observational drawing of the live model. Students utilize drawing approaches including contour line, opposite hand exercises, and use of abstract form, while creating the anatomical features of the face. Also explores the emotional impact and poetry of drawing the face, focusing on creating work that is unique and individual.

Prerequisite: Drawing & Composition

First class materials: TBD

January 31 – April 11 (no mtg. 3/21)

Sat 1:00–4:00pm / 10 sessions / 16 students

Location: 6124 Wilshire Blvd., Los Angeles 90048

Reg# 15353: \$395 Non-credit

Reg# 15354: \$430 Certificate Credit

Reg# 15355: \$1250 College Credit (1.0)

Instructor: Diana Vitale

XDWG1146

Painting

All courses take place at Otis College of Art and Design's Elaine & Bram Goldsmith Campus, unless otherwise noted.

Introduction to Painting: Materials & Techniques

An introduction to the basic skills and processes of rendering an image in paint. Students work with simple subject matter, including still life, reproduction, abstraction, and landscape. Emphasis is on craft with special attention given to the role of contrast in seeing, color as value, color mixing, paint as material, and the process of building the surface. Students use oil or acrylics. Course may be repeated.

Prerequisite: XDWG1001 Drawing and Composition or equivalent experience.

First class materials: 1 tube black oil paint, 1 tube white (Titanium) oil paint, 1 canvas board (16" x 20" or 11" x 14"), 1 can turpenoid or Gamsol, 1 flat medium bristle brush (6 or 8), paper towels, bar of soap, small metal can, pallet

*February 1 – April 19 (no mtg. 3/22 & 4/5)
Sun 9:30am–12:30pm / 10 sessions / 12 students*

Reg# 15371: \$395 Non-credit

Reg# 15372: \$430 Certificate Credit

Reg# 15373: \$1250 College Credit (1.0)

*Instructor: Roni Feldman
XPTG1128*

Acrylic Painting Techniques

At Otis' New Mid-Wilshire Studio

An introductory course focusing on acrylic painting techniques. In this course, students explore use of brushstroke, grounds, mediums, palette knife, and varnishes for various effects including glazing, layering, dry brush, and impasto. Also covers color mixing and theory, optical blending, composition, value, and texture. Students experiment with techniques such as splatter, mixed media, and resist.

Prerequisite: Drawing & Composition

First class materials: TBD

February 3 – April 14 (no mtg. 3/17)

Tues 7:00–10:00pm / 10 sessions / 16 students

Location: 6124 Wilshire Blvd., Los Angeles 90048

Reg# 15395: \$395 Non-credit

Reg# 15396: \$430 Certificate Credit

Reg# 15397: \$1250 College Credit (1.0)

*Instructor: Lisa Adams
XPTG1730*

Master Painting Workshop with Laddie John Dill

Join artist Laddie John Dill for this master workshop, where students refine their unique artistic practices. Dill will share with students his motivations and working methods, while encouraging students to develop the necessary knowledge and technique to express their own ideas.

Prerequisite: XDWG1001 Drawing & Composition; XPTG1760 Introduction to Painting: Material & Techniques

First class materials: Painting materials

February 3 – April 14 (no mtg. 3/17)

Tues 7:00–10:00pm / 10 sessions / 12 students

Reg# 15377: \$395 Non-credit

Reg# 15378: \$430 Certificate Credit

Reg# 15379: \$1250 College Credit (1.0)

*Instructor: Laddie John Dill
XPTG1800*

Encaustic: Paint and Collage in Wax

At Otis' New Mid-Wilshire Studio

Visual design and painting techniques such as color, composition, and form art taught through the medium of encaustic painting. Encaustic painting uses hot wax and is applied in layers to create landscapes, portraits, or abstract images. Students can paint and collage – combining papers, fabric, photographs, leaves, and found objects to make original and expressive work. Encaustic painting is completely unique, producing depth and luminosity that other mediums cannot achieve. Using the skills learned in this course, students enhance

their ability to create imaginative work and to further tap into their creative abilities.

Prerequisite: TBD

First class materials: TBD

January 31 – April 11 (no mtg. 3/21)

Sat 9:30am–12:30pm / 10 sessions / 16 students

Location: 6124 Wilshire Blvd., Los Angeles 90048

Reg# 15401: \$395 Non-Credit

Reg# 15402: \$430 Certificate Credit

Reg# 15403: \$1250 College Credit (1.0)

Instructor: Pamela Smith-Hudson

XPTG1753

Encaustic Painting Workshop

At Otis' New Mid-Wilshire Studio

This intermediate to advanced level course explores visual design and painting techniques – color, composition, form, and expression – through the use of encaustic paint. Students learn and refine fundamental painting skills (color mixing, composition, value, layering), gain new methods for mixing encaustic paint with various media (oil, acrylic, ink, charcoal, collage, photographs), and develop their own unique subject matter and imagery to create visually expressive work. Projects introduce traditional and non-traditional approaches to still life, landscape, figure, and abstract subjects. Students may explore both painterly and sculptural approaches using encaustic. Working from life, photographs, and imagination, students complete four projects over the 10-week course.

Prerequisite: TBD

First class materials: TBD

February 5 – April 16 (no mtg. 3/19)

Thurs 7:00–10:00pm / 10 sessions / 12 students

Location: 6124 Wilshire Blvd., Los Angeles 90048

Reg# 15404: \$395 Non-Credit

Reg# 15405: \$430 Certificate Credit

Reg# 15406: \$1250 College Credit (1.0)

Instructor: Pamela Smith-Hudson

XPTG1754

Painting Workshop

An intermediate/advanced class that works with still life, live model, reproduction and abstraction, emphasizing development of individual techniques and continuity of style. Class paints in acrylic and/or oils on canvas, though other media and type of surface are acceptable. Appropriate

paint surfaces, paint mixing and handling, and related tools of the trade are explored. Emphasis is on creativity, risk-taking and problem-solving. Each student completes several works and develops a strong sense of direction and meaning in his/her painting. Course may be repeated.

Prerequisite: XPTG1760 Introduction to Painting: Materials & Techniques or consent of instructor.

First class materials: Come prepared to paint

February 5 – April 16 (no mtg. 3/19)

Thur 7:00–10:00pm / 10 sessions / 12 students

Reg# 15374: \$395 Non-credit

Reg# 15375: \$430 Certificate Credit

Reg# 15376: \$1250 College Credit (1.0)

Instructor: Linda Jacobson

XPTG1152

The Process of Abstraction

This ten-week course demystifies the process of abstract painting as students develop their own contemporary painting style. Course explores abstraction that is painterly, hard-edged, referential, minimal, constructed, and de-constructed. Examines techniques used by abstract painters, as well as methods used by contemporary artists. Students use acrylics and various mixed media materials.

Prerequisite: XPTG1760 Introduction to Painting: Materials & Techniques; XPTG1037 Painterly Painting

First class materials: Acrylic painting supplies and a canvas

February 4 – April 15 (no mtg. 3/18)

Wed 7:00–10:00pm / 10 sessions / 12 students

Reg# 15383: \$395 Non-credit

Reg# 15384: \$430 Certificate Credit

Reg# 15385: \$1250 College Credit (1.0)

Instructor: Bonita Helmer

XPTG1155

NEW!

Intermediate Oil Painting: The Emerging Artist

Join Artist Kimberly Brooks for this intermediate painting workshop where students will refine their techniques and personal style when approaching the canvas. Students will be exposed to practical techniques involving building different types of grounds, color mixing, and when to employ tightness vs. looseness. Brooks will share

various techniques for embracing every stage in the life cycle of creating a work of art as well as assembling a body of work for an exhibition. With an emphasis on safe studio practices, this class will teach techniques for Oil Painting (used by Rembrandt and Velasquez) that minimize exposure to toxic chemicals.

Prerequisite: XPTG1128 Introduction to Painting: Materials & Techniques

First class materials: TBD

February 2 – April 20 (no mtg. 2/16 & 3/16)

Mon 7:00–10:00pm / 10 sessions / 12 students

Reg# 15392: \$395 Non-credit

Reg# 15393: \$430 Certificate Credit

Reg# 15394: \$1250 College Credit (1.0)

Instructor: Kimberly Brooks

XPTG4500

Watercolor Painting

Open to beginning through advanced students this course explores the techniques, styles, and materials, which are unique to watercolor painting. Course focuses on layering of color to create contrast and texture in a two-dimensional composition. Also examines characteristics of transparent pigment, color mixing, basic brushstroke, and painting techniques. Covers different weights and textures of paper, as well as the tools needed to complete the job. Course emphasizes the basic rules of good design. Projects are designed to expose students to various challenges specific to the medium.

Prerequisite: None

First class materials: Transparent watercolors: ultramarine blue, Winsor violet, Winsor yellow, Winsor red; #8 round watercolor brush (sable, sable mix, or synthetic), pencil, kneaded eraser, paper towels, water bucket, palette (Robert Wood or one of similar size – round or rectangle), 12" x 16" block of 140 lb. cold pressed watercolor paper or a single large sheet

January 31 – April 11 (no mtg. 3/21)

Sat 1:30–4:30pm / 10 sessions / 15 students

Reg# 15386: \$395 Non-credit

Reg# 15387: \$430 Certificate Credit

Reg# 15388: \$1250 College Credit (1.0)

Instructor: Deborah Swan-McDonald

XPTG1750

Advanced Watercolor

In this intermediate/advanced course, students further develop their painting skills using transparent watercolor. Course focuses on experimentation with complex techniques and unusual approaches, while working more independently. Techniques covered include advanced: wet into wet, saturated wet and glazing techniques. Also addresses how to most effectively handle landscape, as well as to successfully incorporate the figure into your work. Includes field-trips to see the National Watercolor Society Demonstrator, as well as to paint on location or "en plein air".

Prerequisite: XPTG1750 Watercolor Painting or equivalent experience.

First class materials: TBD

January 31 – April 11 (no mtg. 3/21)

Sat 9:30am–12:30pm / 10 sessions / 15 students

Reg# 15389: \$395 Non-credit

Reg# 15390: \$430 Certificate Credit

Reg# 15391: \$1250 College Credit (1.0)

Instructor: Deborah Swan-McDonald

XPTG1752

Narrative Painting: The Pot Liquor of Existence

Inspired by a quote by 20th century writer and anthropologist Zora Neale Hurston, in speaking about her life's work, "Folklore is the pot liquor of human existence", this course focuses on creating work with storytelling at its heart. From participants who draw stick figures or amateur cartoons, to artists with more advanced training, emphasis is on imagination and productivity over the acquisition of technical skills. Students create a minimum of three two-dimensional artworks while exploring narrative painting including autobiographical, biographical, personal, historical, mythological, sequential art, genre scene, social commentary, and current topics and issues. Course includes lecture, discussion, readings, as well as group and individual critique.

Prerequisite: None

First class materials: Note-taking materials

January 31 – April 11 (no mtg. 3/21)

Sat 10:30am–1:30pm / 10 sessions / 12 students

Reg# 15398: \$395 Non-credit

Reg# 15399: \$430 Certificate Credit

Reg# 15400: \$1250 College Credit (1.0)

Instructor: Zeal Harris

XPTG9010

Printmaking

All courses take place at Otis College of Art and Design's Elaine & Bram Goldsmith Campus, unless otherwise noted.

Silkscreen

This course introduces artists to screenprinting, one of the most versatile print mediums. Students gain a complete understanding of materials – from coating and exposing a screen, to registration, use of stencils, and mixing inks. Direct emulsion photo screens allow students to work from hand made, photographic, text oriented, or digitally produced image sources. Students work with a variety of applications including paper, fabric, plastic and wood. The course also covers historical and contemporary artists working with this medium.

Prerequisite: None

First class materials: TBD

February 4 – April 15 (no mtg. 3/18)

Wed 7:00–10:00pm / 10 sessions / 10 students

Reg# 15407: \$395 Non-credit

Reg# 15408: \$430 Certificate Credit

Reg# 15409: \$1250 College Credit (1.0)

(\$35 lab fee payable upon registration)

Instructor: Kim Alexander

XPRT1518

Digital Silkscreen: Creating Large Format Posters

Using computer-generated photo images, which can be translated to photo-emulsion screens, students learn to make large-format silk-screened posters. The course covers one color, multiple color passes, registration methods and editions. Also covers the history of poster production and historic types of hand-cut silkscreen stencils. Using this versatile and rich method of communication and self-expression, students produce at least two projects, including an edition of 10 each.

Prerequisite: Basic computer experience

First class materials: TBD

January 31 – April 11 (no mtg. 3/21)

Sat 9:30am–12:30pm / 10 sessions / 10 students

Reg# 15410: \$395 Non-credit

Reg# 15411: \$430 Certificate Credit

Reg# 15412: \$1250 College Credit (1.0)

(\$35 lab fee payable upon registration)

Instructor: Lorna Turner

XPRT1523

Introduction to Letterpress

In this course students are introduced to the basics of letterpress printing for the Vandercook proof press including hand typesetting, typography, composition, locking up, printing, and distribution. Students also create a multi-color reduction linoleum block project, which covers registration, printing, and color separation techniques. The Otis Lab Press is a fully functioning studio with four Vandercook proof presses and over 200 typefaces. Established in 1984 by Sheila de Brettville as part of the Communication Arts Department, the Lab Press has a rich history of small edition book publishing. Students actively participate and produce award-winning books that have become a permanent part of the university rare book collections throughout Southern California.

Prerequisite: None

First class materials: \$20 lab fee payable to instructor; supply list of additional materials provided at first mtg.

February 4 – April 15 (no mtg. 3/18)

Wed 7:00–10:00pm / 10 sessions / 10 students

Reg# 15238: \$395 Non-credit

Reg# 15239: \$430 Certificate Credit

Reg# 15240: \$1250 College Credit (1.0)

(\$35 lab fee payable upon registration)

Instructor: Rebecca Chamlee

XGRD5005



Digital Letterpress

A studio course in letterpress printing with photopolymer plates held at the Otis Laboratory Press. This course covers all aspects of this revolutionary new process for the relief printing of digital imaging (digital-to-analog) – from digital prepress and plate processing to letterpress printing. Demonstrations include digital imaging requirements and font-editing, processing with the plate making machine, and presswork on the Vandercook flatbed cylinder press. Also covers related investigative and exploratory printing and typographic techniques. Previous experience with image-editing and page-layout software is required. Prior letterpress experience suggested.

Prerequisite: XGRD5705 Introduction to Letterpress or equivalent experience

First class materials: TBD

January 31 – April 11 (no mtg. 3/21)

Sat 11:00am–2:00pm / 10 sessions / 10 students

Reg# 15244: \$395 Non-credit

Reg# 15245: \$430 Certificate Credit

Reg# 15246: \$1250 College Credit (1.0)

(\$35 lab fee payable upon registration)

Instructor: Leslie Ross-Robertson

XGRD5105

Open House

CONTINUING EDUCATION

Sunday, January 11, 2015 1pm-3pm

Goldsmith Campus in Westchester
9045 Lincoln Boulevard, 2nd floor

For reservations and further information,
please call 310-665-6850.

Sculpture

All courses take place at Otis College of Art and Design's Elaine & Bram Goldsmith Campus, unless otherwise noted.

Stone Sculpture

Students learn the hand carving techniques used in sculpting stone including drilling, roughing out, shaping, finishing, and detail work. Course examines the properties of different types of stone including marble, alabaster, sandstone, limestone, and granite. Strong emphasis is placed on sculptural form, surface, and artistic expression. Course also covers a brief overview of the history of stone sculpture, from prehistoric through contemporary times. Students may work in either alabaster or limestone.

Prerequisite: None

First class materials: TBD

February 5 – April 16 (no mtg. 3/19)

Thur 7:00–10:00pm / 10 sessions / 12 students

Reg# 15423: \$395 Non-credit

Reg# 15424: \$430 Certificate Credit

Reg# 15425: \$1250 College Credit (1.0)

Instructor: Rude Calderon

XSCP1635

Welding/Metal Sculpture

Students receive instruction on the visual and physical properties of metal and various welding techniques and applications. Course focuses primarily on the use of steel for student projects. Emphasis is placed on maintaining a safe environment in which to weld. Covers welding procedures including gas, brazing, arc, MIG, TIG, and plasma cutting. Also covers shaping and fabricating tools and techniques. Students work on their own individual projects during class. Instructor guides students to create projects based on skill and equipment restrictions. Each student completes one welding project.

Prerequisite: None

First class materials: First class period is a lecture with no hands-on practice. Further discussion, handouts and materials list will be provided.



Students supply all metals and materials for individual projects; some practice metals will be supplied by instructor.

January 31 – April 11 (no mtg. 3/21)

Sat 10:00am–1:00pm / 10 sessions / 10 students

Reg# 15420: \$395 Non-credit

Reg# 15421: \$430 Certificate Credit


Reg# 15422: \$1250 College Credit (1.0)

(\$35 lab fee payable upon registration)

Instructor: Julia Montgomery

XSCP1622

HANDCRAFTED ART & DESIGN



For further information, please call 310-665-6850.
To register, visit www.otis.edu/ce

- > Ceramics
- > Furniture & Woodworking
- > Jewelry Design
- > Metal

"Sustained Beauty", Joan Takayama-Ogawa



All courses take place at Otis College of Art and Design's Elaine & Bram Goldsmith Campus, unless otherwise noted.

Ceramics

Introduction to Ceramics Production

Early Start Class

With emphasis on functional ceramics, students are introduced to two-piece plaster mold making, slip casting, hump and slump molds, extrusion, potter's wheel, and low fire non-toxic glazes. By the end of the course, students produce a cup, bowl, plate, and vase. Lab hours: Thursday, 5:00-7:00pm.

Prerequisite: None

First class materials: TBD

January 14 – April 29 (no mtg. 3/18)

Wed 7:00–10:00pm / 15 sessions / 8 students

Reg# 15320: \$395 Non-credit

Reg# 15321: \$430 Certificate Credit

Reg# 15322: \$1250 College Credit (1.0)

(\$35 lab fee payable upon registration)

Instructor: Joan Takayama Ogawa

XPRD6500

Furniture & Woodworking

Machine Woodworking

Students are introduced to the basics of tool usage, wood joinery, and safe woodworking practices. Through lectures and hands-on training, students design and construct objects of their choice using the techniques of furniture making. Course topics include selecting and milling lumber, five basic wood joints, glues, Japanese and European hand tools, fasteners and finishing. Advanced students are invited to use wood lamination and carving techniques for their projects. Students must pass a safety test to use the woodworking shop.

Prerequisite: None

First class materials: Students should bring a rigid tape measure and materials for drawing and note taking to every class. Class materials provided by student, cost of materials not included. Cost of project vary depending on student's design.

February 2 – April 20 (no mtg. 2/16 & 3/16)

Mon 7:00–10:00pm / 10 sessions / 10 students

Reg# 15212: \$395 Non-credit

Reg# 15213: \$430 Certificate Credit

Reg# 15214: \$1250 College Credit (1.0)

(\$35 lab fee payable upon registration)

Instructor: Andrew Armstrong

XFRN1617

Jewelry Design

Jewelry Design: Bead Stringing, Knotting, and Wire Wrapping*

Elaine & Bram Goldsmith Campus

During this eight-week course, students design and create their own jewelry. Basic bead stringing and wire wrapping methods are demonstrated step by step. Course covers stringing, knotting, wire wrapping, French wire, and finishing techniques. Projects include a variety of styles of necklaces, bracelets and earrings – from single and multi-strand beaded necklaces with different endings to wire wrapped bead and chain necklaces, bracelets, and earrings.

Prerequisite: None

First class materials: One size 3 nylon or silk bead cord with needle attachment; 2 small clam shells; 1 small clasp; 1 6mm to 8mm solid (not cut) jump ring; 2 earring wires; 2 head pins; Beads: 1 strand of 3mm to 5mm beads of your choice; chain nose pliers; needle nose pliers; round nose pliers; thread cutter; wire cutter; tube of cement; knotting tweezers; measuring tape; masking tape; pin vise; bead board (optional). Estimated cost of supplies is approximately \$100 (cost of beads and metal varies depending on student's selection).

February 5 – April 2 (no mtg. 3/19)

Thur 7:00–10:00pm / 8 sessions / 16 students

Reg# 15368: \$235 Non-credit

Instructor: Faye Rouhi

XJWL3009

Introduction to Fine Silver Metal Clay*

At the Skirball Cultural Center

Ancient jewelry making techniques converge with new millennium technology through Precious Metal Clay. Fine silver particles suspended in an organic binder and water form a wonderfully malleable material that can be formed like earthen clay. When fired in a kiln it fuses or “sinters” together to become a .999, pure silver object. In this intensive workshop, students begin to master precious metal clay as they learn how to texture, set gems, roll coils, form custom bails, re-hydrate dry material, and safely use a butane torch to fire creations made at home. Students create an original pair of earring drops and pendant. Course

covers various finishing methods including wire brushing, burnishing, and patinas.

Prerequisite: None

First class materials: \$65 materials fee payable to instructor at first class meeting includes one package of precious metal clay and a faceted lab grown gemstone. Syringe, paste, and paper clay are also available for use and a loaner kit is provided. Additional supplies may be purchased as desired. Bring sack lunch, water, and eye magnification.

February 7

Sat 9:00am–5:00pm / 1 session / 12 students

Reg# 15370: \$99 Non-credit

Instructor: Delia Marsellos-Traister

XJWL3018

Metal

Welding/Metal Sculpture

Students receive instruction on the visual and physical properties of metal and various welding techniques and applications. Course focuses primarily on the use of steel for student projects. Emphasis is placed on maintaining a safe environment in which to weld. Covers welding procedures including gas, brazing, arc, MIG, TIG, and plasma cutting. Also covers shaping and fabricating tools and techniques. Students work on their own individual projects during class. Instructor guides students to create projects based on skill and equipment restrictions. Each student completes one welding project.

Prerequisite: None

First class materials: First class period is a lecture with no hands-on practice. Further discussion, handouts and materials list will be provided. Students supply all metals and materials for individual projects; some practice metals will be supplied by instructor.

January 31 – April 11 (no mtg. 3/21)

Sat 10:00am–1:00pm / 10 sessions / 10 students

Reg# 15420: \$395 Non-credit

Reg# 15421: \$430 Certificate Credit

Reg# 15422: \$1250 College Credit (1.0)

(\$35 lab fee payable upon registration)

Instructor: Julia Montgomery

XSCP1622

PHOTOGRAPHY



For further information, please call 310-665-6850.
To register, visit www.otis.edu/ce

Photography

PHOTOGRAPHY CERTIFICATE PROGRAM is a sequence of 10 courses designed to offer training in the technical and creative skills necessary to enter commercial and fine art photography as a photographer (SOC 27-4021*) Entry-level positions, such as an assistant in the studio, gallery, or academic environment are also possible after completing the program. Students are also prepared to start freelance work with the knowledge of cameras, lighting, aesthetics, printing, editing, promotion, and presentation formats needed for their specialized area of photography.

THE 10 COURSE SEQUENCE

The Certificate Program requires five core courses, plus five elective courses. Advisors are available to help students choose elective courses. For further information, or to speak with a counselor, please call 310-665-6850.

Core Courses [5]:

- XPHO2010** Introduction to Photography
- XPHO2012** Introduction to Black & White Darkroom
- XPHO2500** Lighting Techniques
- XPHO2060** Introduction to Color Photography
- XPHO2004** Intermediate Photography

Electives [5]:

See electives below. For further information about the Certificate Program, or to speak with a counselor, please call 310-665-6850.

ESTIMATED TOTAL PROGRAM COST

The estimated program costs listed below are based on students completing two courses per term (four terms) over a two-year period.

Certificate Application:	\$175
Tuition:	\$4,580
Fees:	\$195
Lab Fees:	\$315
Supplies & Books:	\$2,300
Total:	\$7,565

Note: Certificate program courses are open to all students. Students, interested in taking certificate program courses for professional growth or personal development, are welcome to attend.

For further information, or to speak with a counselor, please call 310-665-6850.

All courses take place at Otis College of Art and Design's Elaine & Bram Goldsmith Campus, unless otherwise noted.

CORE COURSES:

Introduction to Photography

Black and white photography is a critical building block for any photographer or artist who would like to develop an understanding of and use color and digital photography. This hands-on photography course combines technical information with conceptual skills. Topics include using a 35mm camera, black and white film choices, camera formats, lenses, ASA, aperture, light meters, depth of field, and shutter speeds. Also covers how to compose an image and shoot in natural and ambient light sources to create great everyday photographs. Students develop a vocabulary for "reading" and evaluating images. Course includes assignments, demonstrations, an in class shoot, individual and group critiques, lab/darkroom sessions, midterm, and final presentations of photographs.

Prerequisite: None

First class materials: Students must have a 35mm camera that can be used manually or a camera that is both manual and automatic.

January 31 – April 11 (no mtg. 3/21)
Sat 1:00–4:00pm / 10 sessions / 14 students
Reg# 15429: \$395 Non-credit
Reg# 15430: \$430 Certificate Credit
Reg# 15431: \$1250 College Credit (1.0)
(\$35 lab fee payable upon registration)
Instructor: Laura London
XPHO2010

Introduction to the Black & White Darkroom

Instruction covers basic black and white darkroom equipment and processes. Students develop 35mm film and make black and white prints using various papers. Among the techniques demonstrated are cropping, burning and dodging, contrast control, print format, and spotting. Discussions cover film choices, darkroom safety, archival processes, and the creative aspects of black/white darkroom controls leading to enhanced personal expression. Although some basic 35mm camera experience is recommended, both beginning and advanced students who wish to learn basic darkroom skills may enroll.

Prerequisite: XPHO2010 Introduction to Photography

First class materials: One package of 8" x 10" RC (Resin Coated) Photographic Paper. Supply list of additional materials provided at the first class meeting.

February 3 – April 14 (no mtg. 3/17)
Tues 7:00–10:00pm / 10 sessions / 14 students
Reg# 15432: \$395 Non-credit
Reg# 15433: \$430 Certificate Credit
Reg# 15434: \$1250 College Credit (1.0)
(\$35 lab fee payable upon registration)
Instructor: Patrick Miller
XPHO2012

Introduction to Color Photography

In this course students investigate color aesthetics and techniques, learning how to make photographs that have strong color, composition, and impact. Topics include camera exposure, using color negative and transparency films, lighting situations, lab quality control, contact sheets, and color printing. Demonstrations and discussion include darkroom techniques such as color correcting, print exposure, print manipulation,

and the use of instant and alternative color materials. One-on-one critiques encourage students to establish a foundation for the expression of a personal vision.

Prerequisite: Basic camera and darkroom skills.

First class materials: TBD

February 5 – April 16 (no mtg. 3/19)
Thur 7:00–10:00pm / 10 sessions / 10 students
Reg# 15435: \$395 Non-credit
Reg# 15436: \$430 Certificate Credit
Reg# 15437: \$1250 College Credit (1.0)
(\$35 Lab fee payable upon registration)
Instructor: Ginger Van Hook
XPHO2060

Lighting Techniques

Understanding how light interacts with your subject is as important as understanding how to use your camera. In this hands-on course students are introduced to the technical and aesthetic concerns of both natural (outdoor) and studio (strobe) lighting. Course covers lighting techniques including use of light meters, reflectors, fill flash, soft boxes, and the safe operation of strobe equipment. Students photograph a variety of subjects (people and products) to understand how lighting problems and solutions are inherent in each. Course is held in the Otis Lighting Studio. Students should bring samples of work to first class meeting.

Prerequisite: XPHO2010 Introduction to Photography or equivalent knowledge. Students must have working knowledge of traditional/digital manual camera functions.

First class materials: Digital cameras required for all class instruction. Film cameras may be used with the approval of Instructor.

February 5 – April 16 (no mtg. 3/19)
Thur 7:00–10:00pm / 10 sessions / 12 students
Reg# 15444: \$395 Non-credit
Reg# 15445: \$430 Certificate Credit
Reg# 15446: \$1250 College Credit (1.0)
(\$35 lab fee payable upon registration)
Instructor: David Callichio
XPHO2500

Intermediate Photography

This course is designed to strengthen the student's creative and technical photographic skills. Students learn how to shoot in all formats, while using 35, 645, 2 1/4, and 6 x 7 format cameras. Course covers what, why and how to photograph with a strong emphasis on photographic style, content and composition. Students learn how to construct a professional portfolio, as well as how to present your portfolio in a formal gallery-scenario. Students explore the convenience of strobe lighting and learn a variety of methods for matting photographs. The course includes reading assignments, darkroom instruction, in-depth critiques, and slide lectures of contemporary photography.

Prerequisite: XPHO2012 Introduction to Black & White Darkroom

First class materials: Note taking materials and examples of your work.

January 31 – April 11 (no mtg. 3/21)

Sat 9:00am–12:00pm / 10 sessions / 14 students

Reg# 15438: \$395 Non-credit

Reg# 15439: \$430 Certificate Credit

Reg# 15440: \$1250 College Credit (1.0)

(\$35 lab fee payable upon registration)

Instructor: Ave Pildas

XPHO2004

Digital Photography

This course is designed for the intermediate or advanced photography student. Using new technology, students work in traditional themes of still life, portraiture, and documentation. The course covers how to use your digital camera and develop a full in-depth understanding of Adobe Photoshop. Students use the computer to edit, manipulate, and enhance their images. The course focuses on working with RAW image files, color space, advance exposure settings, white balance, and camera capture. Through assignments in Photoshop, students explore color management, workflow, color correction, creating actions, re-touching, and compositing. This course is a must for those who want to explore the exciting world of Digital Photography.

Prerequisite: Basic knowledge of a computer, XPHO2010 Introduction to Photography, and XDMA9009 Digital Imaging I

First class materials: Students may bring their camera and note-taking materials

February 1 – April 19 (no mtg. 3/22 & 4/5)

Sun 9:30am–12:30pm / 10 sessions / 14 students

Reg# 15441: \$675 Non-credit

Reg# 15442: \$710 Certificate Credit

Reg# 15443: \$1550 College Credit (1.0)

Instructor: Eugene Ahn / Joanne Kim

XPHO2600

OTHER COURSES OF INTEREST:

Urban Noir: Night Photography at the Santa Monica Pier*

Join internationally renowned night photographer, Helen K. Garber, as she guides students through the specialized techniques of night photography at one of the artist's favorite Los Angeles Landmarks – the world famous Santa Monica Pier. (This is the first photography class, taking place on the pier that is sanctioned by the Santa Monica Pier Restoration Corporation.) The course begins at Otis for an introductory meeting to prepare students for the shoot. The second session meets late in the day, in the private quarters of the Pier Restoration Corporation, the old apartments above the landmark Carousel, a special treat in itself. After a preliminary discussion and a tour with your instructor to point out the best vantage points, students watch and evaluate the available light, to be ready to shoot by sunset. Shooting continues through dusk and nightfall. Following the shooting session, the students may opt to stay, relax and share a meal with Ms. Garber at one of the restaurants on the pier. The final meeting takes place at Otis for a critique of the students' photographs.

Prerequisite: Students are expected to understand how to use their camera, including ISO, speed, and aperture settings.

First class materials: Note-taking materials. Film cameras are acceptable for the shoot, with t-max 400 or 3200 film, but digital cameras are recommended. A mini Tripod or tripod is mandatory for shooting at the pier.

February 26 – March 12

(1 Sat mtg. on 3/5, 4:30–9:30pm)

Thur 7:00–10:00pm / 3 sessions / 16 students

Reg# 15447: \$175 Non-credit

Instructor: Helen K. Garber

XPHO2086

PROFESSIONAL DEVELOPMENT



For further information, please call 310-665-6850.
To register, visit www.otis.edu/ce

Professional Development

Courses offered in the Professional Development Series are intended for individuals interested in expanding their professional art and design experience with further knowledge and expertise.

Note: Certificate students may take full courses to fulfill elective requirements, with the permission of the Continuing Education counselor.

All courses take place at Otis College of Art and Design's Elaine & Bram Goldsmith Campus, unless otherwise noted.

Licensing Your Art and Earning Royalties: A Course for Designers and Artists

Explore the opportunities to license and earn royalties with your artwork. Course provides an overview of manufacturing categories, portfolio requirements, royalties vs. flat fees, contracts, negotiation, branding, marketing and publicity, ethics and professional conduct, trademarks and copyrights, tradeshow, working with agents, and most importantly, how to develop a strategic plan to license your work.

Prerequisite: None

First class materials: Note-taking materials

January 31 – April 11 (no mtg. 3/21)

Sat 9:30am–12:30pm / 10 sessions / 16 students

Reg# 15426: \$395 Non-credit

Reg# 15427: \$430 Certificate Credit

Reg# 15428: \$1250 College Credit (1.0)

Instructor: Debra Valencia

XDEV1070

Alumni Project Workshop*

In this workshop, artists and designers work independently on the formation and development of new ideas and art forms. The workshop is open to Otis alumni who have achieved intermediate experience in one of the following lab/shop areas: digital, letterpress, metal, 3D models, printmaking, and wood. Two spaces in each area are available to qualified alumni. Artists and designers work independently but are required to participate in goal setting/orientation and two critiques, as well as submit documentation of works created at program conclusion. Program concentrates on developing/translating concepts and ideas into completed works. Includes access to approved lab/equipment, advisor, and critique group. Participants must pass a process/safety interview with Continuing Education faculty advisor as necessary. \$35 lab fee payable upon registration.

Prerequisite: Open to Otis BFA/MFA alumni; Intermediate level knowledge of shop/lab usage

January 31 – April 11 (no mtg. 3/21)

Sat (3) / Varied / 2 students per area

Reg# 15414: \$195 Non-credit (Digital Media)

Reg# 15415: \$195 Non-credit (Lab Press)

Reg# 15416: \$195 Non-credit (Metal Shop)

Reg# 15417: \$195 Non-credit (Model Shop)

Reg# 15418: \$195 Non-credit (Print Shop)

Reg# 15419: \$195 Non-credit (Wood Shop)

Faculty mentor: Andrew Armstrong

XDEV4000

PRE-COLLEGE AND K-12 PROGRAMS



For further information, please call 310-665-6850.
To register, please call 310-665-6950.

> Portfolio Development
> Young Artist Workshops

Portfolio Preparation

Building a strong portfolio is essential for admission to Otis and other colleges of art and design. These specialized courses focus on skill-building, creative self-expression, in-depth exploration of art materials and techniques. All courses are taught by practicing professional artists, many of whom teach in Otis' undergraduate programs. Geared towards portfolio development to support application to Otis and other colleges of art and design.

ART AND DESIGN FUNDAMENTALS

FREE

MASSIVE OPEN ONLINE COURSE (MOOC)

Art and Design Fundamentals addresses basic art and design skills in drawing and composition, principles of two-dimensional and human figure drawing. Participants have the opportunity to practice three-dimensional design and develop an art ePortfolio. This course is specifically designed for high school students interested in exploring their creativity and developing foundational skills in art and design with an eye toward possibly applying to college art/design programs.

The course is organized into thematic modules created by expert and passionate faculty from Otis College of Art and Design including: perspective and color, light and shadow, materials and tools, line and shape, anatomy and expression, and invention and construction. All skill levels can participate in these sessions and are welcome.

The course is offered online for free for 10 weeks with an optional 2 weeks at the end for anyone interested in starting an electronic portfolio.

For more information, visit www.canvas.net or email otisce@otis.edu

All courses take place at Otis College of Art and Design's Elaine & Bram Goldsmith Campus, unless otherwise noted.

Portfolio Preparation: Observational Drawing*

In this course, students draw from observation and develop perceptual and pictorial skills. Instruction covers drawing techniques and fundamental design principles. Students develop their creative and aesthetic sensibilities, establishing a foundation for all visual art pursuits. Assignments are geared towards portfolio requirements. Advice and direction is available for those students preparing a portfolio for art college admissions. Includes a guest lecture by a counselor from Otis' Admissions Office who offers information on college requirements.

Prerequisite: None

First class materials: 18" x 24" drawing board, 18" x 24" drawing pad (no newsprint, no bond paper), HB, 2B, and 4B drawing pencils, 2B and 4B charcoal pencils, 1 kneaded eraser, 1 Mars white eraser.

January 31 – April 11 (no mtg. 3/21)

Sat 9:30am–12:30pm / 10 sessions / 20 students

Reg# 15451: \$285 Non-credit

Instructor: Jeanie Frias

XPFP1162

At Otis' New Mid-Wilshire Studio

February 2 – May 4 (no mtg. 2/16 & 3/16)

Mon 6:30–9:00pm / 12 sessions / 20 students

Reg# 15452: \$285 Non-credit

Instructor: Julianna Ostrovsky

XPFP1162



Portfolio Preparation: Advanced Drawing / Introduction to the Figure*

This course further develops skills of observation, spatial analysis, and compositional organization. Traditional and experimental drawing activities allow the student to develop their problem solving skills by exploring conceptual challenges in a variety of media. A portion of the class meetings are devoted to figure drawing from a live nude model. Proportion and structure as well as gesture and expressive qualities of the figure are introduced. Advice and direction is available for those students preparing a portfolio for art college admissions. Includes a guest lecture by a counselor from Otis' Admissions Office who offers information on college requirements.

Prerequisite: Basic Drawing or equivalent experience

First class materials: 18" x 24" drawing board, 18" x 24" white bond paper pad, 18" x 24" newsprint pad, 2 charcoal pencils soft or ex-soft, 1 kneaded eraser, 1 white eraser, 1 X-acto knife, 24 color box of oil pastels (no soft or chalk pastels), 2 sheets of Canson Mi-Teintes brand felt grey or steel grey colored paper.

January 31 – April 11 (no mtg. 3/21)

Sat 1:00–4:00pm / 10 sessions / 20 students

Reg# 15454: \$285 Non-credit

Instructor: Jeanie Frias

XPFP1070

NEW!

Portfolio Preparation: Sculpture*

Sculpture is the art of creating figurative or abstract works of art in three-dimensional (3D) space. Discover the potential of sculpture by creating a series of original art works in 3D media. In this course, emphasis is on hands-on spatial exploration in wood, paper mache, plaster, clay, and mixed media. Students make objects that explore art and design principles and concepts such as space, scale, balance, perception, gravity, process, and meaning. Students are encouraged to experiment with 3D art making in a supportive environment while developing a portfolio of original sculpture projects. All levels welcome.

Prerequisite: None

First class materials: Sketchbook and pencils required. \$35 lab fee payable to the instructor for materials such as plaster, wood, clay, and wire. Additional list of recommended tools supplied at first meeting.

February 1 – April 19 (no mtg. 3/22 & 4/5)

Sun 1:30–4:30pm / 10 sessions / 20 students

Reg# 15453: \$285 Non-credit

Instructor: Josh Callaghan

XPFP1077

Open House

CONTINUING EDUCATION

Sunday, January 11, 2015 1pm-3pm

Goldsmith Campus in Westchester
9045 Lincoln Boulevard, 2nd floor

For reservations and further information,
please call 310-665-6850.

Portfolio Preparation: Life Drawing and Painting*

This course focuses on drawing and painting the human figure. Emphasis is placed on understanding and conceptualizing the body as form in space, while considering the figure as an element of composition. Using traditional drawing materials, volumetric drawing serves as the foundation for further study. Students explore painting techniques and concepts through the use of acrylic paint.

Prerequisite: Basic Drawing or equivalent experience

First class materials: Smooth newsprint and/or bond paper (18" x 24"); 18" x 24" drawing board. Assorted pencils: soft charcoal, "carbon", dark pastel, dark colored pencils (Prismacolor or Poly-Chromos). "Soft" compressed charcoal sticks; Nupastel stick (earth tone). Assorted blending "stumps" and tortillons; kneaded rubber eraser; razor blades or retractable razor knife; 1 piece #100 grit sandpaper; chamois. Materials list for painting supplies will be distributed at first meeting.

February 1 – April 19 (no mtg. 3/22 & 4/5)

Sun 9:30am–12:30pm / 10 sessions / 20 students

Reg# 15456: \$285 Non-credit

Instructor: Ken Jones

XPFP1170

Portfolio Preparation: 2D Animation*

Develop traditional and computer animation techniques by using 2D methods and Flash software on Wacom technology computer systems. In this course, students learn character animation skills including the basics of storyboarding, character development, staging, timing, weight, and anticipation. Students also view and analyze a variety of animated films to aid in developing technique and animation projects. This fun interactive course engages students to express their creativity and artistic skill while preparing them for college level animation courses.

Prerequisite: None

First class materials: 9" x 12" Drawing pad, set of graphite pencils (Faber Castell 9000 Design Pencil Tin Set or any comparable brand), eraser, set of colored pencils (Sargent Art 22-7224 24 Count Assorted Colored Pencils or any comparable brand), set of assorted color pens (Pentel color pen set, 36 assorted colors or any comparable brand), USB Drive Preferably 16GB, "Cartoon Animation" by Preston Blair.

January 31 – April 11 (no mtg. 3/21)

Sat 9:30am–12:30pm / 10 sessions / 15 students

Reg# 15455: \$385 Non-credit

Instructor: Luis Ruiz

XPFP1171

Also see:

Drawing Manga: Ages 12-17 page 86

College Preparation is generously supported by Sony Pictures Entertainment.

SUMMER OF ART 2015

COLLEGE PREPARATION PROGRAM

LOS ANGELES
JULY 6 – JULY 31

WWW.OTIS.EDU/SOA

SUMMER OF ART IS AN INTENSIVE ART AND DESIGN PROGRAM DESIGNED TO DEVELOP AND ENHANCE ARTISTIC AND CREATIVE SKILLS.

- FOR STUDENTS AGES 15 AND OLDER
- A COLLEGE IMMERSION EXPERIENCE
- FOUR WEEKS IN JULY
- OPTIONAL HOUSING PROGRAM
- SCHOLARSHIPS AVAILABLE
- ENGLISH LANGUAGE IMMERSION COURSES AVAILABLE

For more information, or to be added to our mailing list, please call 310-665-6864, email soa@otis.edu, or visit www.otis.edu/soa.

Young Artist Workshops

Young Artists Workshops are designed to give children and teens an equal measure of traditional art skills and spontaneous creative experiences. Children's courses introduce the elements and principles of art (line, tone, perspective, color, composition) while encouraging personal expression and exploration. Teen courses provide in-depth exploration of art materials and techniques, while further examining creative ideas through class discussions. The goal is to build self-confidence and have fun.

All courses take place at Otis College of Art and Design's Elaine & Bram Goldsmith Campus, unless otherwise noted.

WEEKLY COURSES FOR YOUNG ARTISTS:

Leonardo's Apprentice: Ages 5-8*

When Leonardo da Vinci was young, he apprenticed with an older more experienced artist to learn the art trade. This early art experience introduced Leonardo to various materials and techniques: grinding and mixing pigments, learning geometry, mixing of colors, preparing panels, working of clay, and the actual act of painting itself. Using the old and modern masters as inspiration, students learn the fundamental techniques and principles of drawing and painting. In this course young apprentices are introduced to basic art concepts including use of color, line, shape, texture, and composition, while learning a range of technical methods used by the masters themselves. Students learn to use various drawing and painting materials in a nurturing atmosphere, which stresses experimentation and exploration. The course is designed to heighten sensory awareness and build self-confidence in fundamental art making skills.

First class materials: \$35 lab fee payable to the instructor for supplies.

Open House

CONTINUING EDUCATION

Sunday, January 11, 2015 1pm-3pm

Goldsmith Campus in Westchester
9045 Lincoln Boulevard, 2nd floor

For reservations and further information,
please call 310-665-6850.

Elaine and Bram Goldsmith Campus

February 1 – March 29 (no mtg. 3/22)

Sun 1:00pm – 3:00pm / 8 sessions / 15 students

Reg# 15457: \$175 Non-credit

Instructor: Mayuka Thais

XCHL8027

At Otis' New Mid-Wilshire Studio

February 2 – April 6 (no mtg. 2/16 & 3/16)

Mon 4:00–6:00pm / 8 sessions / 15 students

Location: 6124 Wilshire Blvd., Los Angeles 90048

Reg# 15458: \$175 Non-credit

Instructor: Julianna Ostrovsky

XCHL8027

Drawing on the Right Side of the Brain: A Children's Course for Ages 9-12*

This beginning course in drawing is designed especially for children, ages 9-12. It is based upon the method developed by Dr. Betty Edwards and described in her book, *Drawing on the Right Side of the Brain*. In this course children learn the perceptual skills necessary for realistic drawing, which include the perception of edge, space, angles, proportion, light, and shadow. Course combines brief lectures and studio exercises, which guide the students through the systematic learning process. In eight weeks, students advance from symbolic images to actually drawing what they see.

First class materials: \$10 lab fee payable to the instructor for supplies.

February 4 – April 1 (no mtg. 3/18)

Wed 4:00–6:00pm / 8 sessions / 15 students

Reg# 15459: \$175 Non-credit

Instructor: Linda Jo Russell

XCHL8020

NEW!

Imagine Your Dragon: Ages 9-12*

What would your very own dragon and its world be like? In this course, invent your own personal dragon, envision its imaginative world, and develop an original story. Start by learning to draw several well-known dragons using the Magic Blue Pencil, brainstorm ideas for creating your unique dragon, and then bring your dragon to life by sculpting it into reality with plaster cloth. Course also covers the basic steps and techniques to design an imaginative world for your dragon including how to draw backgrounds, middle grounds, and foregrounds. Expand your artistic vocabulary and discover the secret of how to bring a dragon that you created to life in your own inspired world.

First class materials: \$35 lab fee payable to the instructor for supplies.

February 1 – March 29 (no mtg. 3/22)

Sun 10:30am–12:30pm / 8 sessions / 15 students

Reg# 15464: \$175 Non-credit

Instructor: Mayuka Thais

XCHL8044

Drawing the Fantastic: Ages 5-8* and 9-12*

Students explore their imagination and find their creative voice while utilizing basic drawing techniques such as composition, line, gesture, perspective and value. Projects include creating fantasy land/cityscapes, imaginary creatures, and drawing from mythology. Course is structured to encourage creative expression, concept development, and advancement of basic drawing skills.

First class materials: \$35 lab fee payable to instructor for supplies.

Ages 5-8

January 31 – March 28 (no mtg. 3/21)

Sat 10:00am–12:00pm / 8 sessions / 15 students

Reg# 15462: \$175 Non-credit

Instructor: John Weston

XCHL8035

Ages 9-12

January 31 – March 28 (no mtg. 3/21)

Sat 1:00–3:00pm / 8 sessions / 15 students

Reg# 15461: \$175 Non-credit

Instructor: John Weston

XCHL8035

Painting and Mixed Media: Ages 9-12*

Learn to paint while exploring the materials and techniques that artists have used throughout the 20th and 21st centuries. Using canvas and acrylic paint, as well as ink and watercolor, this class follows the development of painting throughout history. Students experiment with multi-layered materials and painting techniques used by master contemporary artists, while learning about such genres as hard edge abstraction, pop art, and assemblage. Students complete up to five paintings and mix media artworks.

First class materials: \$35 lab fee payable to the instructor for supplies.

February 1 – March 29 (no mtg. 3/22)

Sun 1:00–3:00pm / 8 sessions / 15 students

Reg# 15463: \$175 Non-credit

Instructor: Julianna Ostrovsky

XCHL8037

Painting and Visual Storytelling: Ages 13-15*

Learn to paint with acrylics while exploring Narrative Painting, an approach to art that tells a visual story. Visual narrative is usually told in a series of images, but many artists such as Frida Kahlo, Gary Baseman, and Kara Walker have mastered the ability to tell a story through a single complex work of art or 2-dimensional installation. Using these leading artists and others as reference, choose a favorite story, comic, or original poem for inspiration to create your own paintings. Learn painting techniques such as glazing, impasto, and heavy texture, as well as the elements and principles of art including composition, color, and form. Class discussion will focus on examples in art history that demonstrate narrative art including biography, mystery, and adventure.

First class materials: \$40 lab fee payable to instructor for supplies and an inexpensive 26" x 20" portfolio for storing paintings.

February 1 – March 29 (no mtg. 3/22)

Sun 10:00am–12:00pm / 8 sessions / 15 students

Reg# 15465: \$175 Non-credit

Instructor: Julianna Ostrovsky

XCHL8036

Drawing Manga: Ages 12-17*

Do you love watching anime? Do you love reading Japanese comic books? Want to create your own series? Over this 8-week course, you learn the steps of making a cool mini-Manga and tips on what makes a Manga different from all other comic books in the world. Students expand their drawing skills with a range of Manga-like facial expressions, figure drawing, and creative costumes. Also covers scriptwriting, visual storytelling, and presentation.

Prerequisite: None

First class materials: 8.5" x 11" paper or larger (recommended: white office cardstock 110 pound weight), 24 count colored pencils, clear ruler with grid, and #2 pencils.

January 31 – March 28 (no mtg. 3/21)

Sat 10:00am–12:00pm / 8 sessions / 15 students

Reg# 15460: \$175 Non-credit

Instructor: Sylvia Leung

XCHL8008

Visit our web site:

www.otis.edu

Introduction to 2D Animation: Ages 12-15*

If you love manga, anime, cartoons, and animated films, this class is tailored for you. Learn the 12 principles of animation and utilize them via Flash and Adobe Cloud to create engaging 2D animated videos and experiments. In this class students begin with the basic bouncing ball, which evolves to create a character driven 2D animated final project. During the duration of class, students have the opportunity to view and analyze a variety of animated films and videos to aid in studying technique and developing animation projects. This is a fun class where everyone can create great works of 2D animation.

First class materials: 9" x 12" Drawing pad, set of graphite pencils (Faber Castell 9000 Design Pencil Tin Set or any comparable brand), eraser, set of colored pencils (Sargent Art 22-7224 24 Count Assorted Colored Pencils or any comparable brand), set of assorted color pens (Pentel color pen set, 36 assorted colors or any comparable brand), USB Drive Preferably 16GB, "Cartoon Animation" by Preston Blair.

January 31 – April 11 (no mtg. 3/21)

Sat 1:00–4:00pm / 10 sessions / 15 students

Reg# 15466: \$350 Non-credit

Instructor: Luis Ruiz

XCHL8143

All courses take place at Otis College of Art and Design's Goldsmith Campus, 9045 Lincoln Blvd, unless otherwise noted. Students must check-in at the security desk on the first day of classes.

WRITING



For further information, please call 310-665-6850.
To register, please call 310-665-6950.

Writing

Open House

CONTINUING EDUCATION

Sunday, January 11, 2015 1pm-3pm

Goldsmith Campus in Westchester
9045 Lincoln Boulevard, 2nd floor

For reservations and further information,
please call 310-665-6850.

All courses take place at Otis College of
Art and Design's Elaine & Bram Goldsmith
Campus.

Writing Children's Books

At Otis' Mid-Wilshire Studio

This course explores writing for a variety of children's genres, from picture books, easy-to-reads, chapter books, novels, and non-fiction. Course explores the art of storytelling and how characterization, theme, plot development, dialogue, and point of view create unique and interesting stories. Examines the latest trends in the children's book marketplace, the importance of the editing process, how your manuscript is handled by illustrators, and how to submit your manuscripts to editors. Also, covers various forms of fiction (folk and fairy tales, realism and humor, contemporary issues faced by today's young readers) and non-fiction (biography, how-to/craft/puzzle, and educational materials, not forgetting class projects!). This course can be taken concurrently with Illustrating Children's Books.

Prerequisite: None

First class materials: Note-taking materials

February 1 – April 19 (no mtg. 3/22 & 4/5)

Sun 10:00am–1:00pm / 10 sessions / 14 students

Location: 6124 Wilshire Blvd., Los Angeles 90048

Reg# 15476: \$395 Non-credit

Reg# 15477: \$430 Certificate Credit

Reg# 15478: \$1250 College Credit (1.0)

Instructor: Deborah Nourse Lattimore

XWRT6010

Autobiography, Memoir, or Fiction

At the Skirball Cultural Center

From personal life experiences, students uncover material for an autobiographical memoir or piece of fiction. Like contemporary art, which breaks down the boundaries between art and life, this writing course allows students to move between the worlds of fiction and non-fiction. From readings and workshop discussions, students generate ideas and learn the craft of writing. Course explores the letter, the personal essay, and philosophy; mining raw material, life experiences, and memory; the art of short fiction. Also covers transforming raw material; writing about family and friends; truth and integrity; inventing and re-inventing from memory; maintaining perspective; point of view; hybrid forms; rendering characters: creating dossiers; listening to dialogue; voice: yours...strengthened; description: sensory detail and other strategies; research, information, and publishing questions. This dynamic course focuses on finding each individual's story and voice. Finished works may be a personal essay, a short story, a novella, or chapters of a memoir or novel.

Prerequisite: None

First class materials: Note-taking materials

February 3 – April 14 (no mtg. 3/17)

Tues 7:00–10:00pm / 10 sessions / 16 students

Reg# 15448: \$395 Non-credit

Reg# 15449: \$430 Certificate Credit

Reg# 15450: \$1250 College Credit (1.0)

Instructor: Martha Fuller

XWRT6408

INSTRUCTOR BIOGRAPHIES

Lisa Adams, MFA, Claremont Graduate University; BA, Scripps College. Ms. Adams is a painter and public artist. She is the recipient of a Fulbright Professional Scholar Award, a Brody Arts Fund Fellowship, and a Durfee ARC Grant. Her work is in the collections of Eli Broad, The Edward Albee Foundation, The Frederick Weisman Museum, and the Laguna Museum of Art. She has taught throughout the Los Angeles area and abroad, including the University of Southern California and the Claremont Graduate University. Recently her work has been included in exhibitions at the Riverside Art Museum, the Torrance Art Museum, and at the Red Dot Art Fair (New York City). Her work is represented by Lawrence Asher Gallery (Los Angeles) and Michael Rosenthal Gallery (San Francisco).

Eugene Ahn, MA in Humanities, Pacifica Graduate Institute; BA in English, University of California, Los Angeles. Mr. Ahn is an artist, photographer, and web designer.

Ruth Ann Anderson, MFA, California State University, Long Beach. Ms. Anderson is visual artist and designer who authored the text: *Exploring the Art & Technology of Web Design* (Delmar Learning). She is the owner/Proprietor of Moonlight Designs, a full service design firm with clients including DisneyABC.com, LA411 Print and Online Advertising, and UCLA Physicians Forum.

Andrew Armstrong, MFA in Fine Arts; BFA in Sculpture, Otis College of Art and Design. Mr. Armstrong is the Director of Technical Support Services at Otis. His work has been exhibited in many Southern California venues. He has also served as a consultant and fabricator for notable Los Angeles based artists, designers, and institutions.

Pam Banks, BA in Fashion Design, University of Cincinnati. Ms. Banks is a former Designer/Patternmaker for Miss Elliette, Inc., and Chez California, Inc.

Molly Barnes is a New York and Los Angeles art gallery owner and radio personality who discovered John Baldessari, Gronk, Mark Kostabi, Robert Cottingham, and many others.

Adam Berg, PhD, MA (Philosophy), Haifa University; BA (Philosophy), University of Toronto and Haifa University. Studied at Academia delle Belle Arte, Rome. Video and installations shown internationally including solo exhibition at Edward Cella, L.A., 2013. Artist-in-Residence, McLuhan Center for Culture and Technology, University of Toronto and Headlands Center for the Arts, Sausalito.

Caroline Blake, BFA/MFA, Otis Art Institute; USC Multimedia Certificate; additional studies at Art Center and in Italy. Exhibiting fine artist and designer.

Beverly Bledsoe, BFA, Cleveland Institute of Art, MFA, Cranbrook. Her collages, assemblages, paintings, sculpture, prints, and drawings reflect an introspective view of humanity. Ms. Bledsoe has been the recipient of the U.S. American Center, Helsinki, Finland; Merit Award, 21st Bradley National Printmaking Show, Illinois. In addition, Ms. Bledsoe teaches Life Drawing in Otis' Foundation Program.

Anne M. Bray, BFA in Fashion Design, Otis College of Art and Design. Ms. Bray is a former award-winning Fashion Doll designer for Mattel Toys. She is a fine artist represented by The Artists' Gallery, Santa Monica. www.annembray.com

Kimberly Brooks, Founder/Creative Director of Lightray Productions. Lightray Productions is a successful Web Development firm in the Los Angeles area, with a roster of high profile clients including Warner Music Group, Disney, AOL, Apple, NASA and the LAPD [www.lightray.com].

Rude Calderon is an exhibiting fine artist specializing in stone and mixed media sculpture. His work has been exhibited internationally in Hispanic Works on Paper, LAC-MA; IV International Festival of Snow and Ice Sculpture (Russia); a one-man exhibition at Occidental College; and Natural Forces in LA Sculpture, Barnsdall Art Park. Mr. Calderon is also a past member of the Streetscapers, an L.A. based mural group.

Joshua Callaghan, MFA, New Genres, University of California Los Angeles; BA Cultural Anthropology, University of North Carolina at Asheville. Mr. Callaghan has had solo exhibitions at Royale Projects, Steve Turner Contemporary, Haas & Fischer, and Bank. His work has been exhibited in group shows at many venues including L&M Arts (Los Angeles), Gavin Brown's Enterprise (NYC), Frieze New York Art Fair 2012 Sculpture Park, Galleria Fortes Vilaça (Sao Paulo), and Night Gallery (Los Angeles). His public projects can be seen in New York City, Taipei, and several communities in Southern California. He is a Senior Lecturer at Otis College of Art and Design and a visual arts instructor at New Roads School.

David Calicchio, BFA in Photography, Otis College of Art and Design. Mr. Calicchio is currently Photographer for BCBG Max Azria. Mr. Calicchio's work has been exhibited locally at Postartum, (Long Beach, CA), South La Brea Gallery (L.A.) and internationally at Sandberg 2 (Hooran, Netherlands).

Michael Carroll, BFA in Textile Surface Design, Otis College of Art and Design. Mr. Carroll is currently working as a Computer Production Artist for printed textiles for apparel and home furnishings.

Cole Case, BFA in Fine Art, Art Center College of Design. Mr. Case is a visual artist whose work has been exhibited at Western Project (Culver City), Howard House Contemporary Art (Seattle), and Luckman Gallery, California State University, Los Angeles.

Rebecca Chamlee is a book artist, graphic designer, printer, writer and bookbinder and has published innovatively designed, letterpress printed, hand-bound limited-edition fine press and artist's books under the imprint of Pie In The Sky Press since 1986. Her work is in prominent special and private collections throughout the U.S. and has been exhibited widely. Chamlee is affiliated with the Fine Press Book Association, The Book Club of California, The Guild of Bookworkers, Hand Bookbinders of California, Pacific Center for the Book Arts, Ladies of Letterpress and the American Printing History Association.

Perri Chasin, MA in Speech/Communication, Queens College, City University of New York; BA in Speech and Language, City College, City University of New York. Ms. Chasin is a broadcast writer/producer and speech and language specialist. She is a former CBS Records International executive, National Celebrity Coordinator for Hands Across America and co-producer of the documentary *The Story of Hands Across America*. She

has been a writer and producer of television news, entertainment specials, reality series, live events, and a critically acclaimed series for public radio.

Laddie John Dill, BFA in Fine Arts, Chouinard Art Institute (California Institute of the Arts). Mr. Dill's exhibitions include galleries and museums from such venues as Seoul, Paris, Nogoya, Helsinki, New York, Kansas City, Seattle, and throughout California. He is the recipient of two National Endowment for the Art grants and a Guggenheim Fellowship.

Toxi Dixon, BFA in Fine Art, California Institute of the Arts. Ms. Dixon has dedicated over 20 years of practice as a textile designer in Los Angeles and New York. Her design have been featured in a wide range of consumer markets including Victoria's Secret, Quicksilver, Target, Macy's, Talbots, and Juicy Couture.

Todd Erlandson, MArch SCI-Arc, BArch, Tulane University. Architect, Partner (M)Arch strategic architectures. Publications include LA Architect, Los Angeles Times, American Spa, Interior Design, W Magazine, Contract, Interiors and Sources, Monitor Unlimited, and Abitare.

Roni Feldman, MFA in Painting, Claremont Graduate University; BA in Creative Studies/Art History, University of California, Santa Barbara. Mr. Feldman is a visual artist whose work has been exhibited at L2 Kontemporary (Los Angeles), Wilson Street Gallery (Australia), and Toomey-Tourell Fine Art (San Francisco).

Jonathan Fidler, BA University Plymouth, Exeter, UK; Higher National Diploma (HND) (Design/Photographic Management) Fylde College, Blackpool, UK. Mr. Fidler is the founder and principal for Solubile, a communication/graphic design agency. Clients have been Colliers Seeley, Digital Boss, Illuminate Magazine, and UPSU Exeter.

Jeanie Frias, BFA, Otis College of Art and Design. Ms. Frias has taught painting, drawing, and college preparation courses for over 15 years. Ms. Frias has exhibited throughout the Los Angeles area. She has taught for UCLA, Occidental College, as well as private and home school groups. As a former admissions counselor for Otis, Ms. Frias has extensive knowledge and understanding of portfolio requirements for art school admissions. She specializes in mentoring young artists towards their goal of successful application the art college of their choice.

Martha Fuller, MFA, MA, is a fine artist, writer, and instructor of numerous courses in creative writing, literature, bookmaking, contemporary art history, visual art and photography. She is a creative consultant for visual and literary projects, a book "whisperer" and editor. She has exhibited her fine art photography and artist's books nationally. Her images, articles, and reviews appear in both art and literary publications. With dual degrees in Contemporary Fine Art and English she synthesizes word and image, fact and fiction, art and life. Students in her classes have published their writing and/or exhibited their work.

Lee Hanson, Ph.D., Columbia Pacific University; M.A. University of Redlands; B.A. Pomona College. Dr. Hanson has over 26 years of experience bridging every aspect of art education – teaching, administration, supervision, and professional development. She holds three California credentials and as Coordinator for Art Education at San José State University, was in charge of preparing student teachers in the art credential program. She has coordinated several district art programs, including the award-winning art program for the Palo Alto schools.

She is one of the authors of Art Express (an art textbook series adopted by the state of California), as well as a writer of the California Visual Arts Content Standards. Dr. Hanson has received numerous awards including California's "Art Educator of the Year." She is currently serving as state Curriculum Chair for the California Art Education Association (CAEA) and as a member of the Board of Institutional Review (BIR) – an organization involved in accreditation activities for the California Commission on Teacher Credentialing.

Moshé L. Godwin, BFA in Illustration, Art Center College of Design. Mr. Godwin is an illustrator and graphic designer who works in both traditional and digital media. He is an art director and multimedia producer for the Educational Technologies Network (ETN), a division of a Los Angeles based educational agency.

Helen K. Garber is known for her night urban landscapes taken in cities such as Los Angeles, New York, Paris, Rome and Venice, Italy. Her work is in the permanent collection of museums such as LACMA, the George Eastman House International Museum of Film and Photography, the Museum of the City of NY, MOMA Dublin, Ireland, the Brooklyn Museum, the archives of the Huntington Library, San Marino, the Academy of Motion Picture Arts & Sciences, Beverly Hills and the Venice Biennale, Venice, Italy. She received the 2014 Santa Monica Artist Fellowship. In 2006, she was commissioned by the Venice Biennale of Architecture to create a 5 foot high, 40 foot long, 360 degree panorama of the entire city of Los Angeles taken at night from the helipad of the US Bank Tower: A Night View of Los Angeles. Ms. Garber has directed a number of multi-media installations for the Venice Art Walk, LA Conservancy, Month of Photography, Los Angeles, Autumn Lights Festival, Medium Festival of Photography, San Diego and the Los Angeles International Art Show. She conceived and directed the three-month integrative arts festival: NoirFest Santa Monica, www.noirfestsm.com. More information can be found via www.helenkgarber.com.

Neal Geyer is a footwear executive and designer/builder with over 40 years of experience in the footwear business.

Lee Hanson, Ph.D., Columbia Pacific University; M.A. University of Redlands; B.A. Pomona College. Dr. Hanson has over 26 years of experience bridging every aspect of art education – teaching, administration, supervision, and professional development. She holds three California credentials and as Coordinator for Art Education at San José State University, was in charge of preparing student teachers in the art credential program. She has coordinated several district art programs, including the award-winning art program for the Palo Alto schools. She is one of the authors of Art Express (an art textbook series adopted by the state of California), as well as a writer of the California Visual Arts Content Standards. Dr. Hanson has received numerous awards including California's "Art Educator of the Year." She is currently serving as state Curriculum Chair for the California Art Education Association (CAEA) and as a member of the Board of Institutional Review (BIR) – an organization involved in accreditation activities for the California Commission on Teacher Credentialing.

Zeal Harris, MFA in Fine Art, Otis College of Art and Design; BFA in Theater Technology from Howard University. Ms. Harris is an exhibiting Los Angeles based visual artist who creates experimental, mixed media, idiosyncratic, narrative, urban vernacular paintings provoking dialogue about contemporary socio-political issues. Her approach to life and art is interdisciplinary

having worked in theater, film, and television. Her work has been included in notable exhibition sites including the 18th Street Arts Center, The Pacific Design Center, California African American Museum, Avenue 50 Studio, El Camino College Gallery, and Pounder-Kone Art Space. Television and radio interviews include Pacifica Radio, KPFF, KCET, and NBC Channel 4 News.

Bonita Helmer, BA in Painting, Antioch College; Graduate work at Otis College; Mentorship studies with Francoise Gilot. Ms. Helmer's work has been exhibited locally at Track 15 and George Billis Galleries. Other gallery exhibitions include Kathryn Markel New York), Gallery Q (Tokyo), ARC Gallery (Chicago). Museum and college exhibitions include CSUN, Downey Art Museum, Orange County Art Museum, UCLA Armand Hammer Museum, El Camino College, Espace Bateau Lavoir (Paris,) and Hebrew Union College Museum (New York). She is a past recipient of two California Art Council grants for teaching. Hs. Helmer's current work can be seen at George Billis Gallery/LA.

Morrison Jackson, MFA in Costume Design, University of Southern California; BFA in Theatre, Stephens College; BA in Fashion Design, Stephens College. Ms. Jackson is a freelance costume designer, dressmaker, and patternmaker. She received the Drama-logue Award for Pygmalion at the Hillside Repertory Co. and was nominated for the Pride Theatre Award for First Couple at the Tiffany Theatre. She has also designed wedding gowns, daywear, and historical clothes and cocktail dresses worn at the Emmy Awards.

Linda Jacobson, BFA, Art Center College of Design; BA, California State University, Northridge; Post-baccalaureate studies with Lorser Feitelson. Ms. Jacobson is an artist who lives and works in Venice, California. Her landscape paintings, fused with lyrical mysticism, arise from her conviction that a positive force permeates all things and offers a tremendous power for healing and growth. In her creativity seminars she helps participants tap into this source to find their own creative voice. She teaches her seminars nationally and internationally.

Kate Johnson, President, EZTV ("an avant-garde video production and digital art center" – Wired.com) In 1999 Ms. Johnson's company, EZTV, was honored by the AFI as being one of the "core pioneers and advocates of digital technology in the moving image arts.

Ken Jones, MFA, California State University, Los Angeles, BA in Art, California State University, Northridge with additional studies in figure drawing under Karl Gnass and Glenn Villpu. Mr. Jones has been teaching figure drawing at CSUN since 1996.

Susan Josepher, Ph.D., Art Education, Curriculum and Instruction, University of Colorado; M.A., Art History and Art Education, University of Colorado; B.A., Education, Brooklyn College, City University of New York. Studied art history in Florence, Italy; painting, University of Denver. Chair of the Art Department, Metropolitan State College of Denver, Professor of Art Education, Director of the Art Education Program and currently Professor Emeritus. Consultant: Art Education Curriculum for the State of Colorado (Chair of Standards Writing Committee); for school districts throughout Colorado; for the City of Denver, and for the Denver Art Museum. LAUSD and California Institute of the Arts Curriculum Consultant; co-wrote LAUSD model lesson guide, Visual Arts for art teachers K-5. Head of Docents, Department of Education, Skirball Cultural Center. Presented at a multitude of national, state, regional, and local confer-

ences. Awards include: Woman Educator of the Year, Metropolitan State College of Denver; NAEA Western Region Art Educator of the Year, Colorado Art Educator of the Year. Listed in Who's Who of American Women. Ms. Josepher is a Lecturer in the Otis Artists, Community, and Teaching (A.C.T.) Program.

Jeff Kaisershot, Senior Lecturer, Digital Media, Otis College of Art and Design. MFA, BFA in Fine Arts, University of California, Santa Barbara. Mr. Kaisershot's experience includes digital animation and media in motion for LA Eyeworks, Disney, Showtime, Warner Bros., NBC, and GRP Records. Fine art exhibitions include Robert Berman Gallery, Contemporary Exhibitions (LACE), LACMA, Bliss, and Patricia Correia Gallery.

Joanne Kim, BA in Interdisciplinary Studies, Media Arts, The Evergreen State College. Ms. Kim is an artist, educator, and consultant. She has also worked at Venice Arts as its lead photographer and director of education.

Michael Kollins, BFA Industrial Design (Transportation Design) CCS, Detroit, MI. Mr. Kollins has 30 years professional design experience at Ford Motor Co., Mattel, Playmates Toys, Toy Quest, and currently leads Kollins Design, a consulting firm specializing in consumer product design. At Ford Motor Co. he worked in the Trim and Color Studio developing new color programs and processes for automotive application. Mr. Kollins teaches Product Design for Otis' Design program and is an IDSA representative.

Patricia Kovic, BFA, State University of New York, Buffalo, is graphic designer and principal at Studio Morris serving clients for Fortune 500 companies, with offices in L.A. and N.Y. With design awards from the AIGA, N.Y. Art Directors' Club, Communication Arts magazine and Communication Graphics, Ms. Kovic is also Assistant Professor of Design at Otis College of Art and Design.

Sylvia Leung, BFA in Digital Media, Otis College of Art and Design. Ms. Leung is a comic book artist and writer whose Manga, "Wish 3" was published by Ellen Million Graphics in 2004.

Laura London, MFA, California Institute of the Arts; BFA, University of Arizona. Ms. London's work has been exhibited in solo and group shows in Los Angeles, New York, Miami, Canada and Europe. She has produced commissioned work and editions for artist organizations. Her work is included in both individual and corporate collections. She is the recipient of two Los Angeles County Metropolitan Transportation Authority Grants, for which she created both a permanent and a temporary art installation. Press coverage of her work includes reviews and features in the LA Times, LA Weekly, Huffington Post, Time Out New York and Artillery Magazine. She presently teaches at Otis College of Art and Design and privately. She has been invited as a visiting artist and guest lecturer at Cal Arts, Cal State Los Angeles as well as other schools.

Kathleen Marinaccio has over 20 years of art direction, graphic design, copy-writing, printing and teaching experience. She is an expert in Adobe Photoshop, Illustrator, Acrobat, InDesign, Quark Xpress, and Microsoft PowerPoint. A graduate with honors from Pratt Institute with a BFA in Communication Design, she went from Intern to Creative Director in less than 5 years, working for amazing companies along the way - NBC Studios, HarperCollins Publishers, Marvel Comics, New World Entertainment, and Fishbrain (ABC, E!, DC Comics, Disney). Ms. Marinaccio is currently Director, Design Services at Warner Bros. Media Research & Insights.

Delia Marsellos-Traister is a jewelry artist and instructor, specializing in metal clay techniques. Ms. Marsellos-Traister is the owner of Phoenix Magyk, LLC. Her work has been exhibited at the Pasadena Bead and Design Show (2008-2010), Xiem Clay Center Art Fair (2009-2011), and Handmade 90041 (2010-2011). She is a member of the National Precious Metal Clay Guild, Precious Metal Clay Guild (LA Chapter), the Metal Arts Society of Southern California, and the Society of North American Goldsmiths.

Patrick Miller, BFA in Photography, Otis College of Art and Design. Mr. Miller's work has been exhibited at Estation Tijuana (Tijuana, Mexico), Los Angeles Municipal Gallery, Ghetto Gloss (L.A.), and Class: C (various locations). Mr. Miller is also an accomplished performance artist whose work has been presented at Los Angeles Contemporary Exhibitions, Wignall Museum (Rancho Cucamonga), Orange County Museum of Art (Costa Mesa), Venice Graffiti Walls (Venice, CA), Lady Fest (L.A. and San Diego), Russell Space (La Jolla), The Smell (L.A.), and KSDT Radio (Online).

Julia Montgomery, BFA in Fine Art, Otis College of Art & Design. Ms. Montgomery is a sculptor living and exhibiting in the Los Angeles area. She is co-owner of Ledge Studio in Los Angeles.

Deborah Nourse Lattimore, BA in Art History and Ancient Near Eastern and Pre-Columbian Studies, University of California, Los Angeles. Ms. Lattimore is the illustrator and author of over 35 children's and educational books. She is the recipient of the prestigious P.E.N. Award, ACLU Award in Art for Civil Liberties, and the Color Me Bright Foundation Award. Her books are in the California Collection, and her illustrations are in numerous museums and personal collections.

Randy Osherow, MA in Fine Arts with emphasis on painting and drawing. Ms. Osherow is an artist with 20 years of teaching experience.

Julianna Ostrovsky, MFA in Painting and Sculpture, Columbia University. Ms. Ostrovsky has been nationally and internationally exhibited. She taught Painting and Drawing at Drexel University, Philadelphia, and designed accessories for the GAP in NYC. As a teaching artist Ms. Ostrovsky has instructed a range of enrichment workshops for grades K-12 and in-depth Painting and Drawing studios for youth and adults. In addition, Ms. Ostrovsky has worked as an Artist-in-Residence at the Skirball Cultural Center.

Ave Pildas, Graduate degree in Graphic Design, Kunstgewerbeschule, Basel, Switzerland; BFA in Graphic Design, University of Cincinnati and Cincinnati Art Academy. Mr. Pildas' work has been exhibited in solo exhibitions at the Contemporary Art Center (Cincinnati), Photographer's Gallery (London), Janus Gallery (Los Angeles), Gallerie Diaframma (Milan), Cannon Gallery (Amsterdam), Gallerie 38 (Zurich) and in numerous group shows. His work has been featured in The New York Times Magazine, ZOOM, PHOTO, CAMERA, and Photographic. Mr. Pildas' photographs are included in the collections of the Museum of Modern Art (New York), Bibliotheca National (Paris), and University of Arizona. Mr. Pildas is a Professor Emeritus at Otis College of Art and Design.

Linda Pollari, Chair of Architecture/Landscape/ Interiors, Otis College of Art and Design; University of Wisconsin, Architect. Principle, P XS. Awards include American Architecture Award; LABC Award of Excellence; Merit Award, AIA/LA; Merit Award, AIA-Sunset Western Home Awards; House of the Year Award. Project publications include Architecture and Design (teNeues), Architectural Digest, ArchiDom, Sunset,

Metropolitan Home, Los Angeles Times, Architecture, Los Angeles Magazine, Design Times, Assemblage, and Architecture and Urbanism.

Joanne Poyourow is the designer of two public gardens in Westchester, CA: the mixed-purpose Emerson Avenue Community Garden and the graceful and beautiful Community Garden at Holy Nativity. Ms. Poyourow has taught vegetable gardening classes for the general public since 2008. She co-teaches two classes under Otis' Sustainability minor and is known internationally for her work in the Transition Movement, a grassroots community-centric shift to more sustainable lifestyles. She writes extensively on diverse topics of sustainability; her work includes the book Environmental Change-Making, and booklets on The Secrets of Soil Building, Water Wisdom for High-Yield Gardens, Food from a Flowerpot, and Your Community Garden.

Adham Refaat, Master of Architecture, University of California, Los Angeles. AIA LEED AP, Principal at ARCH LA. Mr. Refaat has 23 years of experience as an architect and senior project manager and has received international awards for innovative design and planning. Mr. Refaat has been studying/teaching jewelry design for the last ten years and is interested in keeping the dying tradition of bench jewelry making alive through teaching and continuing the method of his instructor, master jeweler Mr. Ralph Goldstein.

Robert Roach, BS, Butler University. Mr. Roach has created storyboards for movies, commercials, videos, and cartoons. His client list includes Universal, New Line Cinema, Fox, The Zubi Agency, Mutual of New York, and Mann Theatres.

Julie Robey, BFA in Environmental Arts, Otis College of Art and Design. Ms. Robey is a digital artist specializing in digital technology and creates architectural designs for residential and commercial remodels.

Jessica Robins Thompson, Art Director/Executive Producer of Lightray Productions. Lightray Productions is a successful Web Development firm in the Los Angeles area, with a roster of high profile clients including Warner Music Group, Disney, AOL, Apple, NASA and the LAPD [www.lightray.com].

Lenord Robinson, studies include illustration at Georgia State University and Atlanta College of Art. Mr. Robinson is a story and animation artist who has worked for Dreamworks, Disney, and Warner Bros. Animation.

Leslie Ross-Robertson attended West Virginia University in Theatre and Fine Arts. Ms. Ross-Robertson is the owner of Modern Optic, a contemporary letterpress studio, which designs and manufactures fine art prints, greeting cards, and artist collaborations (through Wavelength Press.) Selected clients include Knoll, Herman Miller, Steven Ehrlich Architects, and Hammer Museum.

Faye Rouhi, BA, Gisson University (Germany). Ms. Rouhi is the owner of Faye Rouhi Designs where she has been creating custom apparel and accessories for over 20 years. Her jewelry line, FayeLei Custom Jewels, was launched in November 2009.

Chris Rowland, MFA in Fine Arts, Otis College of Art and Design. Mr. Rowland is an exhibiting fine artist and filmmaker.

Luis Ruiz, BFA, Computer Animation (3D), Savannah College of Art and Design. Mr. Ruiz has worked in the multimedia industry for over ten years. TV production work includes the History Channel, A&E, MTV, VH1, and

Comedy Central. He has created background animations for Madonna, Christina Aguilera, Ricky Martin and others. A recent product designer for Mattel Toys, Mr. Ruiz has also done freelance work for Spinmaster, Yahoo, Nintendo of America, and Thomson Reuters.

Linda Jo Russell, MFA, California State University, Long Beach. Trained to teach perceptual drawing techniques by Betty Edwards, Ms. Russell now teaches workshops on drawing and creativity throughout the United States.

DeeAnn Singh is a professional calligrapher with over 31 years of experience whose past clients have included Warner Bros., HBO, and Twentieth Century Fox. Ms. Singh specializes in historical writing for movie and television props.

Rory Sloan, MFA Public Practice, Otis College of Art and Design; MS Education, Sarah Lawrence College; BFA Environmental Design, Parsons School of Design. Rory Sloan is an art educator whose practice examines progressive constructivist pedagogy in the context of learning environments. The scope and scale of her work as a professional designer, artist and long standing arts educator includes a diverse studio practice involving graphic design, digital collage, painting and photography in addition to larger scale projects in interior design, landscape architecture and playground design. Rory has an extensive background in writing art curriculum and brings a diverse teaching practice forward in K-12 classrooms, college level course work and workshops for students and teachers in Los Angeles, California and New York.

Pamela Smith Hudson is a painter, printmaker and teaching artist based in Los Angeles. Ms. Smith Hudson is a UCLA graduate who studied art, art history, museum studies, and dance. She has 15 years of experience working in the art material industry as an art educator and consultant for some of the most innovative art material manufacturers across the globe. Ms. Smith Hudson is also currently part of the teaching staff at Los Angeles County Museum of Art.

Deborah Swan-McDonald, BS in Art Education, Southern Illinois University, Edwardsville. Ms. McDonald is an accomplished Plein Air painter and is an exhibiting fine artist. She is also a juried member of Watercolor West. Additionally, she is an educator for the Los Angeles Unified School District.

Joan Takayama-Ogawa, MA (Education) Stanford Univ.; BA (Geography/East Asian Studies) UCLA. Educator and ceramic artist in public collections of Renwick Gallery, Smithsonian Institution; LACMA, Oakland Museum, Long Beach Museum of Art, Celestial Seasonings, Hallmark Racene Art Museum.

Mayuka Thais, BFA, Otis College of Art and Design. A contemporary artist, Miss Mayuka is a bilingual multi-cultural artist, edutainer, and art educator who specializes in teaching International School and multi-national students. She has led songwriting classes for at-risk youths involved in San Fernando Valley's NPO Youth Speak Collective Program. At the age of nine, she won her first Art Award from the Tokyo Metropolitan Government. A published art educator, she is the recipient of Eco Arts Awards for her songs and music videos on animal conservation and ecology. Her most recent song was featured in an Independent Hollywood film, "Half Way to Hell."

Lorna Turner, MA in Communication Art & Design, Royal College of Art; BFA in Design and Art History, Ohio Wesleyan University. Ms. Turner is a graphic designer

and fine artist whose work has been shown Loop Film Festival (Barcelona and Madrid).

Debra Valencia, BFA in Graphic Design, Philadelphia College of Art; President of DeVa Communications (aka DeVa Design, Inc.). Ms. Valencia is a surface/textile artist, graphic designer, product inventor, and business entrepreneur with a passion for multicultural traditions and travel. Specializing in mix and match patterns, her signature look is vibrant and colorful, reflecting her inspiration by crafts, textile arts, and architectural ornamentation from all over the world, as well as pop art, fashion and everything vintage. She has been the creative director for several award-winning firms working on multi-disciplinary projects worldwide. Ms. Valencia's surface art is licensed with 25 manufacturers; she has over 1,000 products currently on the market in stationery, textiles, home decor, gift, and fashion accessories.

Ginger Van Hook, MFA in Writing, Otis College of Art and Design. Mrs. Van Hook's Photographic work has been exhibited in California. Group shows include Shizku Greenblatt Gallery 825, Focus One Gallery, Los Angeles Center for Digital Arts, Royal Cup Art Gallery, and Picture this Gallery. As an accomplished writer, Mrs. Van Hook's published works include, Core Media Group, Westside Today, Pasadena Now, the San Gabriel Valley Weekly, the Arcadia Weekly, Mountain Views, and The Penguin Political.

Diana Vitale, BFA, Chouinard Art Institute. Ms. Vitale's paintings and drawings have been exhibited at the Brand Library, Glendale, CA, and the King and Main Street Galleries in Santa Monica, CA. She has distinguished herself as a successful costume illustrator and designer for Ray Agakan, Twenty-Century Fox, Bob Mackie, Jennifer Warner, and *Women's Wear Daily*.

Chris Warner, MFA, University of Colorado, Boulder. Mr. Warner was a recipient of a WESTAF/NEA Regional Fellowship, 1990. His work has been exhibited at the Koplin Gallery in Santa Monica, and included in numerous solo and group exhibitions throughout the Western U.S.

John Weston, MFA, Otis College of Art and Design; BFA, Northern Illinois University. Mr. Weston is a fine artist who has exhibited in solo and group shows in and around Los Angeles. He is a founding member of STATION art collective, has written for Artillery Magazine, and is represented by Sabina Lee Gallery.

Crossman Wilkins, MFA in Fine Art, Otis College of Art and Design; BS in Electronic Media, Arts, and Communication, Rensselaer Polytechnic Institute, New York. Mr. Wilkins is a graphic designer and fine artist. He is the creator of Transmission available now in the iTunes store.

Ty Wynn, BA in Architecture and Design, California State College, Stanislaus. Mr. Wynn is a Project Manager for VW, Inc., a company that provides retail fixtures and visual merchandising services to the mall industry. He is the past Director of Architecture and Construction for Valenti Management, Inc., and a past Associate at Thomas Torvend Architects, A.I.A.

Shpetim Zero, BA, Westmont College. Mr. Zero is an innovative fashion and costume designer who has worked for such prestigious fashion houses as Carolina Herrera, Dior and Etro. His creations have been included in *Vogue* and various national fashion magazines. Mr. Zero's designs have been worn by celebrities including Vanessa Williams, Lily Tomlin, Angela Bassett, and Smashing Pumpkins.

GENERAL INFORMATION



For further information, please call 310-665-6850.
To register, please call 310-665-6950.

FACILITIES

COMPUTER CENTER

Academic Computing Services

310-665-6825

Room A401

Academic Computing Services supports the computing technology requirements of the Continuing Education program through labs designed around digital-based production methods including image manipulation, digital illustration, digital video and audio, 3D modeling and animation. The open-access labs and computer classrooms are equipped with the latest MacOS and Windows workstations including large format scanners, digital projectors and wide-format color printers. Here Otis' art and design courses merge studio and computer based techniques of illustration, typography, layout, 3D imaging, interactive design, video editing and motion graphics. Students have the opportunity to produce original work in various forms of output including large format color prints, DVD's and rapid prototypes.

Hardware

- > MacOS Intel Workstations
- > Windows 7 64 bit Workstations
- > Large Format Color Scanners
- > Slide Scanners
- > Wacom Tablets
- > Wacom Cintiqs
- > Tabloid Laser Printers
- > Color Laser Printer
- > Wide-Format Color Inkjet
- > CDRW/DVDRW
- > Render Farm Access

Software

- > Adobe Illustrator
- > Adobe Photoshop
- > Adobe InDesign
- > Adobe After Effects
- > Adobe Flash
- > Adobe Dreamweaver
- > Adobe Premiere
- > Apple Final Cut Pro
- > Apple Motion
- > Apple DVD Studio Pro
- > Apple Soundtrack Pro
- > Apple Aperture
- > Apple iLife

- > AutoCAD
- > Autodesk Inventor
- > Autodesk Maya
- > Autodesk Sketchbook Pro
- > Microsoft Office
- > Nuke
- > Painter
- > QuarkXpress
- > Rhino 3D
- > Unity 3D
- > VRAY
- > Zbrush
- > PF Track

Fall Open-Access Hours

Monday-Thursday

8:00am-12:00am

Friday

8:00am-10:30pm

Saturday-Sunday

9:00am-7:00pm

Current lab hours and information is available on our website: www.otis.edu/acs

MILLARD SHEETS LIBRARY

310-665-6930

The library houses approximately 40,000 volumes, including books, exhibition catalogs, and DVDs and maintains over 150 current periodical subscriptions, mostly in areas of the Visual Arts. Currently-enrolled Otis Continuing Education students may use the library but are not eligible to check out materials.

The library is located on the 3rd floor of the building, 9045 Lincoln Blvd., at the Westchester Campus.

The Fashion Campus Library is not available to Continuing Education students.

<http://library.otis.edu>

LIGHTING STUDIO

Room G105

In the 60' x 40' Lighting Studio students can find everything they need for fashion shoots, portraiture, and still life. Equipment includes Norman strobes, tungsten lights, soft boxes, umbrellas, diffusers, reflectors, and gels. A seamless shooting cove allows 90 degrees of infinite background. A 12' x 18' permanent green screen with fixed kinoflo lighting and green stage is available.

LABORATORY PRESS/ LETTERPRESS STUDIO

Room B04

In the Laboratory Press students investigate the origins of typography and the notion of the book as a visual communications medium. Conceived as a laboratory for aesthetic exploration and practical production, Otis Laboratory Press is an integral part of the graphic design and illustration curriculum, linking time-honored tools to today's digital media. From metal type to digital plates, students experience the traditional disciplines of typography, letterpress printing, and bookbinding while learning to integrate type and image, structure and content, process and product. Student work produced in the Laboratory Press has been widely exhibited in many major book arts collections, including the UCLA Special Collections Library. The press boasts a large collection of wood and metal type and four Vandercook flatbed cylinder presses.

Visit the Otis Laboratory Press:
www.blogs.otis.edu/labpress/

METAL SHOP

Room P01

In the Metal Shop students cut, weld, form, shape, grind, polish, and finish ferrous and nonferrous metals in sheet, tube, and plate. The shop is outfitted with 5 MIG welders, and 1 TIG welder, as well as plasma cutting equipment. The Metal Shop is also equipped with an automated pipe bender and tube roller. The Metal Shop is only available to students who have registered for a welding/metal class and paid the lab fee.

PHOTOGRAPHY LAB

Equipment

In the photography lab students learn to develop and process their own film, and make their own black & white silver gelatin, or RA-4 Type C prints in a traditional wet darkroom environment. The photography crib offers a wide variety of film and digital cameras, lighting equipment, and darkroom tools for student checkout.

Lab hours are posted in the darkroom area each semester. Lab hours provide the student with time to work independently. Lab hours for Continuing Education students are from 5:00pm-10:00pm, Monday through Thursday, Friday from 9:00am-7:00pm, and Saturday from 9:00am-5:00pm. Sunday the Lab is closed. Classroom activity in the darkroom has priority over lab use by individual students. Lab fees cover the use of equipment and basic chemistry. The Lab is only available to students who have registered for a photography course and paid the lab fee.

Open House

CONTINUING EDUCATION

Sunday, January 11, 2015 1pm-3pm

Goldsmith Campus in Westchester
9045 Lincoln Boulevard, 2nd floor

For reservations and further information,
please call 310-665-6850.

FREDERICK MONHOFF PRINTING LAB

Room B07

The Frederick Monhoff Printing Lab offers a complete silk screening facility. Up to ten stations are provided including a darkroom for all lightfast conditions complete with a medium size exposure unit and pressurized wash out booth. The print lab facility also includes two large presses for a variety of print making techniques.

VIDEO LAB

Room B06A

In the Video Lab, students can learn the language of video. A variety of capturing equipment is available for student use in the studio, including HD video cameras, steadicam camera support and audio recording equipment. Included in this facility is a computer lab with 20 workstations operating on the latest Apple supported video and sound editing software.

WOOD SHOP

Room A701

The Wood Shop provides facilities for the milling, shaping, joining, and finishing of fine hardwoods, fiber-board, plywood, plastics, foam, and bent laminations. A large selection of hand and power tools is available for student use in the shop facilities.

The shop is outfitted with a 7hp automated sliding table saw, two 3hp cabinet style table saws fitted with the latest Saw Stop technology, a 20-inch industrial planer, and a 10-inch industrial jointer. The Wood Shop is only available to students who have registered for a wood class.

ADDITIONAL INFORMATION

CERTIFICATE PROGRAMS

Otis Continuing Education certificate programs are designed for individuals developing a new career, making career changes, or seeking to enhance existing art or design skills. Programs provide intensive, practical training in a variety of art and design disciplines, combining the study of aesthetic principles with the acquisition of practical skills. Courses are designed to help students develop professional-quality portfolios in their chosen design fields.

Eligibility

Open to all adults, 18 and over, who fulfill prerequisites.

Certificate Credit for Completed Continuing Education Courses

Students may apply credit from prior Continuing Education courses under the following conditions:

- 1) Otis Continuing Education courses were completed no more than three years prior to enrollment in the Certificate Program.
- 2) Courses were taken at Credit or Certificate status (non-credit is unacceptable).
- 3) Grades were "C" or better.
- 4) Courses were relevant to a specific curriculum requirement in the program.

Courses taken outside the Otis Continuing Education program are not accepted for credit toward certificate core courses.

Professional Experience

Appropriate professional experience in the discipline may be substituted for a core course or courses; documentation supporting this experience or a portfolio of work should be submitted to the Continuing Education office prior to beginning the certificate program. The student must fulfill the required number of units to complete a certificate and select courses from the remaining core classes and electives to replace the substituted course.

Enrollment Status

Two choices are available:

Certificate Credit (XT): non-transferable credit. Graded on a letter grade system. ("C" grade or better is required for certificate credit.) A permanent record is kept in the Office of Registration and Records.

College Credit (XC): transferable unit credit. Graded on a letter grade system. ("C" grade or better is required for certificate credit.)

Credit students are required to complete additional classwork in order to successfully complete a course.

Counseling

Call 310-665-6850, Monday-Friday, 9:00am-5:00pm
Please call in advance for an appointment.

Talk with an Otis Continuing Education representative to discuss courses.

Certificate Program Application Fee

Students entering Otis Continuing Education Certificate Programs are required to pay a one-time \$175 application fee.

Only those who have enrolled in a Certificate Program are eligible to receive a final certificate.

Counseling/Portfolio Reviews

This application fee enables students to meet with a counselor two times during their course of study:

- > once they have completed an application to a Certificate Program and
- > the semester prior to completing their certificate

Students should call the Continuing Education office to set up an appointment.

Students should pay the Certificate Application Fee prior to enrolling in their third course. Application fees are non-refundable and non-transferable.

For further information, please call 310-665-6850.

Completion

All required core courses and electives must have been taken at Certificate (XT) status or Credit (XC) status and have received a grade of "C" or better.

The Certificate Program must be completed within four years of submitting your application and fee. Upon completion of all courses, the student must petition the Continuing Education Office in writing to receive their certificate; please include the certificate program name, your Student Identification number, and mailing address. The Continuing Education office verifies that all requirements have been met and then issues the certificate. Certificates are issued approximately twice per year.

Other Career Preparation Opportunities at Otis College of Art and Design

Bachelor of Fine Arts Degree

For information call the Admissions Office at 310-665-6820.

Master of Fine Arts Degree

For information call the Graduate Studies Office at 310-665-6892.

OTIS DOES NOT DISCRIMINATE

Otis College of Art and Design, in accordance with applicable Federal and State law and College policy, does not discriminate on the basis of race, color, national origin, religion, sex, gender identity, pregnancy/childbirth and medical conditions related thereto, disability, medical condition (cancer related or genetic characteristics), ancestry, marital status, age, sexual orientation, citizenship, veteran status, or other characteristics or classifications protected by the law. This nondiscrimination policy covers admission, access, and treatment in College programs and activities. The following person has been designated to handle inquiries regarding the non-discrimination policies: Amy Gantman, Dean of Continuing Education and Pre-College Programs, Otis College of Art and Design, 9045 Lincoln Boulevard, Los Angeles, CA 90045, 310-665-6850

Unless otherwise noted, Continuing Education courses are limited to adults, aged 18 or older. Younger students must receive written approval from both the instructor and Dean of Continuing Education prior to registration. Please see Young Artist Workshops for courses open to younger students.

FACULTY

The faculty is drawn from the best of the city's working professionals – individuals who combine the theoretical approach of the classroom with the know-how that marks a successful career.

ACCREDITATION

Otis College of Art and Design is fully accredited by the Western Association of Schools and Colleges (WASC) and the National Association of Schools of Art and Design (NASAD).

AFFILIATIONS

Otis College of Art and Design is a member of the University Professional and Continuing Education Association (UPCEA) and the Council for the Advancement and Support of Education (CASE).

PREREQUISITE COURSES

Prerequisites must be satisfied through previous course work, portfolio, or experience. Portfolios are requested for admission to some courses.

Portfolio reviews are available by appointment. Please call the Continuing Education Office at 310-665-6850 for further information.

Students preparing to enter a new career without previous art or design experience should complete the recommended prerequisite courses before (or concurrent with) enrollment in a particular sequence. Demonstration of equivalent experience is accepted as meeting prerequisite and beginning required courses.

ENROLLMENT STATUS

Non-Credit (XN)

No grades are given in the course, and no permanent academic records are kept by the College.

Certificate Credit (XT)

Certificate students are graded on a letter grade system (A-F), and a permanent record is kept on file in the Office of Registration and Records. Certificate grades are not transferable to other institutions. No college credit is given. Any student may enroll at Certificate Status, whether or not he/she is pursuing a certificate program.

College Credit (XC)

Credit students receive a letter grade (A-F), and a permanent record (transcript) is kept on file in the Office of Registration and Records. Official transcript fee is \$5.00 per transcript.

Credit students are required to complete additional classwork in order to successfully complete a course.

In accordance with the WASC and NASAD accreditation standards, courses meeting for 30-36 hours, receive 1.0 unit of course credit.

As an accredited institution, credits are offered in semester units; most studio courses are one undergraduate unit. In the Continuing Education Division, one semester hour of studio credit represents a minimum of three hours of work each week, on the average, for a semester of 10-12 weeks. Summer session may vary in course hours and duration of classes.

Credit and certificate students are required to adhere to academic regulations as outlined in the Student Handbook concerning class attendance and completion of work. Any student may enroll in Credit Status.

FINANCIAL AID OFFICE

Private student loans are offered by Wells Fargo. These private student loans are only available to students who are enrolled in a certificate program and will only be certified to cover the cost of tuition and fees for each semester at a time. Please contact the Financial Aid office at 310-665-6882 if you have any questions regarding the private loan process.

VETERANS AFFAIRS OFFICE

800-827-1000

Credit classes may be approved under the Veterans Educational Benefits Program. Veterans, their dependents, and others eligible for veterans' education programs should determine their benefits and obtain authorization from the Veterans Administration before enrolling in classes.

Veterans Administration Office,
11000 Wilshire Blvd., Los Angeles, CA 90024
www.gibill.va.gov

PHYSICALLY-CHALLENGED ACCESS

310-665-6850

Otis College of Art and Design facilities are accessible to, and special arrangements are made for, physically challenged students. Any student needing these services should contact the Continuing Education Office at 310-665-6850.

STUDENTS WITH DISABILITIES SERVICES

If you are a student with a documented disability (physical, learning, or psychological) you should contact Students with Disabilities Services (located in the Student Resources Center, 310.846.2554) before you need any accommodations. Retroactive accommodations are not provided, so please be sure to make your request early in the semester. All discussions will remain confidential. For additional information please visit http://my.otis.edu/life_otis/student_affairs/student_disabilities_services.html

PRIVACY ACT

The Family Education Rights and Privacy Act (FERPA) affords students certain rights with respect to their education records. They are:

1) The right to inspect and review the Student's education records within 45 days of the date the College receives a request for access.

Students should submit to the Registrar, Dean, Chair or other appropriate official, written requests that identify the record(s) they wish to inspect. The

College official will make arrangements for access and notify the Student of the time and place where the records may be inspected. If the records are not maintained by the College official to whom the request was submitted, that official shall advise the Student of the correct official to whom the request should be addressed.

2) The right to request the amendment of the Student's education records that the Student believes are inaccurate or misleading.

Students may ask the College to amend a record that they believe is inaccurate or misleading. They should write the College official responsible for the record, clearly identify the part of the record they want changed and specify why it is inaccurate or misleading.

If the College decides not to amend the record as requested by the Student, the College will notify the Student of the decision and advise the Student of his or her right to a hearing regarding the request for amendment. Additional information regarding the hearing procedures will be provided to the Student when notified of the right to a hearing.

3) The right to consent to disclosures of personally identifiable information contained in the Student's education records, except to the extent that FERPA authorizes disclosure without consent.

One exception which permits disclosure without consent is disclosure to College officials with legitimate educational interests. A College official is a person employed by the College in an administrative, supervisory, academic, or research, or support staff position (including law enforcement unit personnel and health staff); a person serving on the Board of Trustees; or a Student serving on an official committee, or assisting another school official in performing his or her tasks.

A College official has legitimate educational interest if the official needs to review an education record in order to fulfill his or her professional responsibility.

The College may disclose certain information, known as directory information, at its discretion without consent. Students may refuse to let the College release any or all of this information. If you do not want this information released, you must send written notice annually to the Registration Office. Forms are available from that office. The College has established the following Students information as public or directory information: Student name, address, telephone number, major field of study, dates of attendance, degrees and awards received, and the most recent previous educational agency or institution attended.

Upon request, the College discloses education

records without consent to officials of another school, in which a Student intends to enroll.

4) The right to file a complaint with the U.S. Department of Education concerning alleged failures by the College to comply with the requirements of FERPA.

The name and address of the Office that administers FERPA is:

Family Policy Compliance Office
U.S. Department of Education
400 Maryland Avenue, SW
Washington, DC 20202-4605

OTIS STUDENT ID

310-665-6850

Your instructor will distribute Otis Student ID cards during the first two weeks of the semester. If you do not receive your ID card, please inform the Continuing Education office.

SECURITY

Emergencies

To find out information in case of an emergency call 1-888-751-7523.

Westchester Campus Security

310-665-6965

Westchester Campus security guards are available to greet and direct students during all evening and weekend hours.

California Market Center Security

213-630-3700

Security is provided by the California Market Center for students enrolled in the Continuing Education Fashion Design Program.

Skirball Cultural Center Security

310-440-4676

Skirball security is staffed 24/7 and Site Managers are available to greet and direct students during all evening and weekend hours.

FULL-TIME STUDENTS

Otis College of Art and Design BFA students may enroll in Continuing Education courses with the approval of their Department Chair and the Continuing Education Department.

See the Office of Registration and Records for complete information.

Junior and Senior Students

1) Continuing Education courses may be substituted for a degree requirement at the discretion of the

student's department chair, but only as an independent study.

2) The add/drop card must be approved by both the Department Chair and the Dean of Continuing Education.

DISCOUNTS

Only one type of discount (alumni or senior citizen) may be applied per student, per course. Please note: Early Bird registration discount may be combined with any one of the tuition discounts listed below. All discounts must be done at time of registration.

Early Bird Registration Discount

Early Registration Discount ends at the end of the Continuing Education Open House. To receive a discount at Open House students must enroll in person or by fax. No phone enrollments are accepted the day of the Open House.

Deduct \$50 from each course that meets for a minimum of 30 contact hours with tuition of \$395 or more. **Courses not eligible for Early Bird Discount are noted with an ✖ next to their title in the catalog.**

Teacher Discounts

Otis College of Art and Design is committed to supporting the continuing education needs of our local school districts, namely Los Angeles Unified and Culver City School Districts. Full time Kindergarten through 12th grade teachers may be eligible to waive tuition on any course meeting for at least 30 contact hours.

Alternatively, qualified students may elect to enroll in a course for a reduced tuition (approximately equal to 50% discount) to be guaranteed a space in the class.

Please note that teachers are responsible for registration, insurance, lab, and materials fees.

To apply for tuition remission, teachers MUST provide the following:

- 1) A Letter of Confirmation with verification of current FULL-TIME employment status. All submissions must be on original school or district letterhead and MUST be signed by Supervising School or district Administrator.
- 2) A completed current registration form.
- 3) Include payment information totaling registration, insurance, and lab fees.

Once documentation has been provided to the Continuing Education Office teachers will be placed on a waitlist. Please call the Continuing Education

office at 310.665.6850 to verify waitlist status. This full tuition discount is only offered on a space available basis.

Due to funding regulations, no substitute documentation will be accepted.

Discounts are valid for certificate level only.

Courses not eligible for this discount are marked with an ★ in the catalog.

The Arts in Education Series

Teacher tuition for the Arts in Education Series, one-day workshops are free with a letter of confirmation on original school or district letterhead verifying teacher's current full-time employment status signed by Supervising School or District Administrator; Participant is responsible for \$14 Student Insurance Fee.

For further information, please call 310-665-6850.

Tuition remission for teachers is supported by Sony Pictures Entertainment.

KCRW Members

Otis College of Art and Design is pleased to offer KCRW members a \$50 tuition discount on selected Continuing Education courses (excluding registration, insurance, and lab/material fees). KCRW's Fringe Benefits card must be shown as proof of membership at time of registration. Please fax a copy of your card with all phone or faxed registration forms. Courses not eligible for this discount are marked with an ★ in the catalog.

Otis Alumni

Otis College of Art and Design is interested in supporting the continued creative and professional growth of its alumni. Those individuals who have graduated from Otis College of Art and Design's BFA or MFA programs, are eligible for a \$50 discount on tuition for Continuing Education courses (excluding registration, insurance, and lab/material fees). The Office of Registration and Records will verify eligibility. Courses not eligible for this discount are marked with an ★ in the catalog.

Senior Citizens

Seniors (60 years and older) receive \$50 off the tuition of each course at time of registration (registration, insurance, and lab/materials fees cannot be discounted). Please provide proof of age when registering. Tuition and fees are payable in full at the time of registration. Courses not eligible for this discount are marked with an ★ in the catalog.

Skirball Cultural Center Members

Skirball members are eligible for a 10% discount on most Otis courses taking place at the Skirball Cultural Center. Members must notify registration

staff of their discount at time of registration. Please fax a copy of your card with all phone or faxed registration forms.

FEES

Registration Fee

Each semester a \$25.00 (non-refundable) fee is charged to each student, for tuition totaling \$101 or more. A registration fee is not charged for Children's courses (ages 5-12).

Insurance Fee

\$14.00 (non-refundable) per student per semester. This fee applies to all students enrolled in Continuing Education courses at Otis and cannot be waived. This insurance fee covers accidents and injuries occurring while on campus.

Lab Fees

Lab fees are listed with each course where applicable. Students enrolled in these courses must pay associated lab fees at time of registration. Lab fees are non-refundable after the first class meeting.

Materials Fees

Material fees are listed with each course where applicable, and are usually paid directly to the instructor. Material fees are non-refundable.

Late Fees

An additional \$30.00 is charged if a student registers after the first business day following the first class meeting. All students must register in a course prior to the start of the second class meeting.

Parking

Westchester Campus Only

Parking is included in your tuition and available in the Parking Pavilion located adjacent to the Otis College of Art and Design Campus located at: 9045 Lincoln Boulevard, Westchester. Students may request a parking permit in the Office of Registration and Records 310.665.6950. Parking on the streets in residential neighborhoods bordering the college campus is prohibited.

California Market Center

Students attending fashion courses at the California Market Center may park in an adjacent structure for an additional fee. Garage parking is paid on a daily basis.

California Market Center Main Garage hours are: 8:30am-10:00pm, Monday-Friday. Saturday hours are: 7:00am-6:00pm (For access to California Market Center on Saturdays, from street level, use 9th Street entrance.)



Skirball Cultural Center

Parking at the Skirball Cultural Center is free and located on-site at 2701 N. Sepulveda Blvd., Los Angeles, CA 90049.

Mid-Wilshire Studio

Students attending courses at the Mid-Wilshire Studio may park at metered street parking or in the adjacent pay lot located at 6130 Wilshire Blvd.

Returned Check Fee

- 1) If for any reason a check does not clear for payment, a penalty of \$50.00 is charged to the student's account. The College cannot assume that the student has withdrawn from classes because the check has not cleared or has been stopped; payment and penalty remain due.
- 2) If sufficient payment is not made within 48 hours of notification, students with bounced checks or unacceptable credit cards may no longer attend classes.
- 3) Students who bounce checks lose their check-writing privileges for twelve months after their penalty charge is paid.
- 4) It is Otis College of Art and Design's policy that all classes be prepaid (including Continuing Education).

If for any reason a student's account should accrue a balance due (payment due, returned check, and/or dishonored credit card, etc), and that balance remains unpaid for more than fifteen (15) days, that account will be assigned to a Collection Agency. All accounts assigned to a Collection Agency will be charged collection costs, including but not limited to collection agency fees, as well as legal fees, and/or court costs. This information will be disclosed to credit reporting organizations.

Early Bird Discount

Otis Continuing Education offers a \$50 discount on most courses, for students enrolling on or before the Open House on January 11, 2015.

For more information, see page 100.

HOW TO REGISTER

Registration applications must be accompanied by full payment of all tuition and fees and are processed in the order received. Early enrollment is advised.

Tuition and fees are listed with each course description. You must be registered in a course before the start of the second class session. Students not enrolled by the start of the second class session may not attend class.

Registration is completed ONLY through the Office of Registration and Records. Take care of all registration business (enroll, request a parking permit, add, drop, transfer or change credit status) at the Office of Registration and Records, or by calling 310.665.6950.

DISCLAIMER

Otis College of Art & Design reserves the right, in its sole discretion, to deny any persons registration or enrollment in, or admittance to, any Continuing Education or Pre-College course.

ONLINE REGISTRATION

You can now conveniently register and pay online with our secure system. Course enrollment is on a first come, first served basis. Online Registrations receive priority over walk-up, phone, or mail-in registrations (on a daily basis).

Please note that online payments are accepted via a third-party Payment Gateway, Sallie Mae Solutions Incorporated, which charges a 2.75% convenience fee on all transactions. The Convenience Fee is non-refundable in all cases, even if your course is cancelled by the College.

For more information regarding Online Registration, visit the website: www.otis.edu/ce

MAIL-IN REGISTRATION

Complete the registration form inserted in this catalog and mail to:

Office of Registration and Records
Otis College of Art and Design
9045 Lincoln Boulevard
Los Angeles, CA 90045

Payment may be made by MasterCard, VISA, or personal check. Please do not send cash.

Registration forms that are NOT completely filled out will not be processed.

TELEPHONE REGISTRATION

310-665-6950

Call the Office of Registration and Records between 9:00am and 4:00pm Monday-Friday. Please have your credit card number and expiration date ready. Telephone registration is for VISA and MasterCard payments only.

Please be prepared to provide all the information requested on the registration form on the back of this catalog at the time of your call.

IN-PERSON REGISTRATION

Please come to the Office of Registration and Records, located on the 2nd floor, Ahmanson Building, Goldsmith Campus.

Pay by MasterCard, VISA, or personal check (no cash or money orders please) in Room 207, Ahmanson Building, Goldsmith Campus. Monday-Friday, 9:00am-5:00pm.

See following Extended Hours.

Please note that in-person registrations may be submitted, but are not processed the same day.

FAX REGISTRATION

310-665-6956

Fax the entire registration form; please make sure to include your signature. For Visa and MasterCard payments only. Registration forms that are not completely filled out will not be processed.

EXTENDED EVENING AND SATURDAY REGISTRATION HOURS

The Office of Registration and Records will extend registration hours only during the first week of the semester.

Office of Registration & Records Extended Hours:

Saturday, 9:00am-3:00pm

Monday-Thursday, 8:30am-7:15pm

Friday, 9:00am-5:00pm

You may add/drop, transfer classes or, change credit status from time of registration, through the second class meeting of the semester. Registration personnel does not accept cash for registrations.

Parking Permits

310-665-6950
registration@otis.edu

Parking permits may be picked up in the Office of Registration and Records, 9045 Lincoln Blvd., Room 207, Goldsmith Campus, (Monday-Thursday 8:30am-7:15pm, Friday 9:00am-5:00pm and Saturdays 9:00am-3:00pm) during the first week of the semester. All questions regarding registration and parking should be directed to the Office of Registration and Records.

ADDING A COURSE

Students may add additional courses to their existing course schedule any time after the first class meeting and before the start of the second class meeting with no late fee. All students must register in a course prior to the second class meeting.

SCHEDULE/COURSE CHANGES AND CANCELLATIONS

310-665-6950
registration@otis.edu

Otis reserves the right to cancel, reschedule or combine classes; to change instructors; to increase or decrease class size, and to alter curricula. It also reserves the right to deny any student permission to enter or continue a course of study.

Courses may cancel on or before the first scheduled class meeting if enrollment is insufficient. If a class is canceled or rescheduled, you may request a transfer to another class; otherwise, you will receive a full refund of tuition and fees for the class that was canceled. Please allow four to six weeks for processing. Please call the Registration Office to initiate your refund.

CLASSROOM ASSIGNMENTS

Prior to going to their first class, students should refer to the classroom location lists posted at the building entrance or outside the Continuing Education office, located on the 2nd floor, Room 208.

TRANSFERS/STATUS CHANGES

To transfer from one course or section to another, or from non-credit to certificate or credit -status, please contact the Office of Registration and Records at 310-665-6950. Any changes must be completed by the end of the second class meeting. Transfers from credit to non-credit status are subject to the deadlines outlined in the Academic Calendar and Refund Policy.

GRADING POLICY

Non-Credit Status

No grades are assigned for Non-Credit classes. No records are kept, other than the registration schedule.

Certificate and Credit Status

Grades assigned upon completion or termination of a course taken for credit are:

- A Excellent
- B Good
- C Average
- D Poor
- F Failure

UW

Unofficial Withdrawal: Indicates that a student has "unofficially" withdrawn. The "UW" grade is equivalent to an "F" in calculating the grade point average.

W

Withdrawal: Indicates official withdrawal (done through the Office of Registration and Records). The "W" grade becomes part of the student's permanent record but is not included in the grade point average. Students must withdraw by deadline noted on Academic Calendar.

I

Incomplete: Given only in extreme circumstances with the instructor's and the Dean of Continuing Education's approval. Work must be completed within 4 weeks from the end of the semester in which the grade of Incomplete was granted; otherwise, a final grade of "UW" will result.

(Certificate status is not eligible for college credit and is non-transferable.)

Please contact the Office of Registration and Records for further information at 310-665-6950, or email registration@otis.edu

APPEAL OF GRADE

Grades are subject to revision by the instructor with the approval of the Dean of Continuing Education. Grade changes may be made only during the semester immediately following the semester in which the initial grade was given. After one semester has elapsed, all grades recorded in the Office of Registration and Records become a permanent part of the student's academic record, and no changes are allowed.

ATTENDANCE

The Otis College of Art and Design attendance policy is as follows: Instructors keep attendance records. All students, no matter what their enrollment status, are expected to attend class regularly and on time. Missing 20% of class meetings results in a failing grade. Three tardies are equal to one absence. Each student has an obligation to contribute to the academic performance of all through full participation in the work of each class. If special difficulties arise, the student should first consult his/her instructor. Contact the Continuing Education Office if there is no resolution.

REFUND POLICY

Office of Registration and Records

310-665-6950

registration@otis.edu

Full refunds of tuition and fees are granted if:

- 1) A course is canceled by the Continuing Education Division.
- 2) Course day or time is changed and the individual student cannot attend.
- 3) A course is filled before receipt of your registration form. Refunds are not given to students who notify the College of their withdrawal after the second class meeting.

Withdrawals and drops can be done by phone.

After you have registered for a course, and you do not attend the first or second meeting, ***it is your responsibility to notify the Registration Office at 310.665.6950 to request a partial refund.***

If a student's withdrawal or drop causes the course to be subsequently canceled, the Withdrawal Refund Policy and not the Cancellation Refund Policy applies to that student. Registration and Student Insurance Fees are non-refundable. Tuition refunds are granted for official drop and withdrawal procedures based on the following:

No Refund

Registration, insurance, and lab fees are not refundable in the case of withdrawal or drop. Refunds are not available to students who do not attend class and who do not officially drop or withdraw from their course. Refer to Drop and Withdrawal sections, below. Absolutely no refunds are given after the start of the second class meeting.

Full Tuition Refund (fees non-refundable)

100% refund of tuition and lab fees are given to students who notify the Registrar of their drop or withdrawal prior to the first class session.

Insurance and registration fees are non-refundable.

Partial Tuition Refunds (lab fees non-refundable)

Partial refunds are only given to students who drop or withdraw ***before*** the start of the second class meeting and are pro-rated as follows:

Classes that are scheduled to meet 11 or more sessions have a **10%** tuition charge when dropped after the first class.

Classes that are scheduled to meet 6-10 sessions have a **15%** tuition charge when dropped after the first class.

Classes that are scheduled to meet 3-5 sessions have **30%** tuition charge when dropped after the first class.

No refunds are issued to students who drop after the first class meeting for classes that are held for one or two sessions. Please refer to the catalog course listing sections for meeting times and number of class sessions.

Appeals

To appeal for a refund, which falls outside the policy outlined above, students must submit a written appeal to the Refund Committee. The appeal must outline specific reasons for the refund request. Appeals are addressed on a case-by-case basis. You will receive a written response. Refund Committee response time varies due to circumstances. Please mail your appeal to Refund Committee, Continuing Education, Otis College of Art and Design, 9045 Lincoln Blvd., Los Angeles, CA 90045 or email ce@otis.edu

Refund Processing

Once the information is received by the Office of Registration and Records, tuition refunds require a minimum of four weeks to process.

Payment Problems

A \$50.00 service charge will be added to a student's account for returned checks (see Fees section), including registration payments for canceled or dropped classes.

Students are responsible for any finance charges incurred on their credit card, including registration payments for canceled or dropped classes.

If sufficient payment is not made within 48 hours of notification, students with returned checks or unacceptable credit cards may no longer attend class.



DROP POLICY

Office of Registration and Records

310-665-6950

registration@otis.edu

Students must officially drop a class through the Office of Registration and Records. Students who for any reason find it impossible to complete the course in which they are enrolled should inform the Office of Registration and Records in person or by telephone immediately. Students who drop a course before the start of the second class meeting are eligible for a partial tuition refund based on the refund policy outlined above.

WITHDRAWAL POLICY

Office of Registration and Records

310-665-6950

registration@otis.edu

Students taking courses at certificate and credit level:

After the drop deadline, a student may officially withdraw from a class by contacting the Office of Registration and Records in writing. A grade of "W" is assigned. The grade of "W" has no effect upon the grade point average. Failure to complete a course does not constitute official withdrawal nor does notifying the instructor. Students who do not meet the withdrawal requirements receive a failing grade. Please see Academic Calendar on page 3 for deadline.

ENROLLMENT VERIFICATION

Office of Registration and Records

310-665-6950

registration@otis.edu

Non-Credit Students: No permanent records are kept for non-credit students. Students requiring proof of their enrollment should request a verification in writing from the Office of Registration and Records before the end of the semester in which they are enrolled.

No permanent records are kept for Non-Credit students. Students requiring proof of their enrollment must complete an Enrollment Verification request form before the end of the semester in which they are enrolled. The Enrollment Verification form is available at the Registration Office and at www.otis.edu at the Registration and Records site, under forms. Please note that the Registration Office can only verify enrollment for Non-Credit courses. Since no academic records are kept, successful completion of the course cannot be verified.

TRANSCRIPTS

Office of Registration and Records

310-665-6950

registration@otis.edu

Official and unofficial transcripts are available to students taking classes for credit or certificate. In order for a student to obtain an official or unofficial transcript, they must complete the Transcript Request form available at the Registration Office or at www.otis.edu under Registration and Records. Transcript processing times and fees are listed on the Transcript Request form.

continuing education courses at the SKIRBALL CULTURAL CENTER

Otis College of Art and Design partners with a fellow arts organization to provide its outstanding Continuing Education courses throughout the community.



Film still from *Harvey*, (1950), © Universal International. Shown: James Stewart.

Los Angeles

At the Skirball Cultural Center

The Skirball Cultural Center presents an array of visual, literary, and performing arts; enriching educational opportunities; a popular, interactive family destination, Noah's Ark at the Skirball™; plus dining and shopping, all in an acclaimed architectural setting.

Through March 1, 2015, the Skirball presents the exhibition *Light & Noir: Exiles and Émigrés in Hollywood, 1933–1950*, exploring how the experiences of German-speaking film artists who fled Nazi Europe – many of them Jews – found refuge in America and influenced Hollywood's Golden Age. Spotlighting acclaimed actors, directors, writers, and composers, the exhibition mines a treasure trove of props, costumes, posters, photographs, and memorabilia to lend new insights into classic film favorites like *Harvey*, *Sunset Boulevard*, and *Double Indemnity*. On view are costumes worn by Marlene Dietrich, Humphrey Bogart, Ingrid Bergman, and Joan Crawford, as well as one of Billy Wilder's Oscars, the *Max Factor Scroll of Fame*, and original props from the set of Rick's Café in *Casablanca*.

Following up where *Light & Noir* leaves off, the complementary exhibition *The Noir Effect* – also open through March 1, 2015 – traces the influence of noir into more recent times, examining how the genre has continued to impact American popular culture, art, and media. Featuring work by artists such as Cindy Sherman, Ed Ruscha, Daido Moriyama, Bill Armstrong, and David Lynch, as well as interactive gallery activities, *The Noir Effect* highlights how key noir elements have infiltrated contemporary film and television, graphic novels, children's books, fashion advertising, video games, and fine art.

For more information about these and other offerings at the Skirball, visit skirball.org.

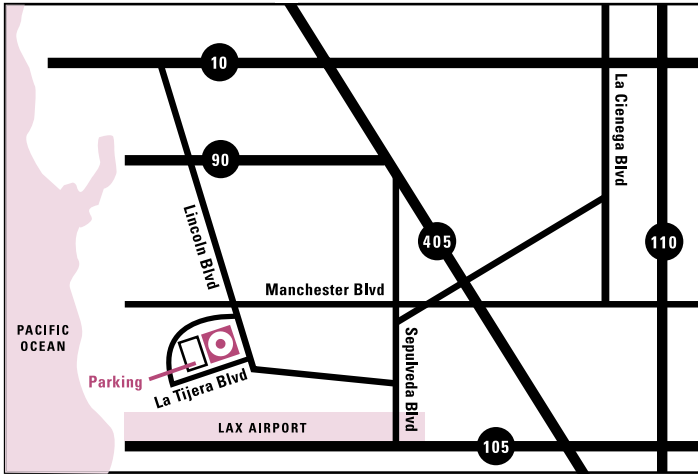
Autobiography, Memoir, or Fiction, page 88

Introduction to Fine Silver Metal Clay, page 72

For further information: www.otis.edu/ce
or call 310-665-6850.

HOW TO GET TO OTIS

ELAINE & BRAM GOLDSMITH CAMPUS



The Goldsmith Campus is located across from Westchester Park at:

**9045 Lincoln Blvd.,
Los Angeles, CA
90045**

For course information
please call 310-665-6850.

For security please call
310-665-6956.

OPEN HOUSE

Art & Design Programs
Sunday, January 11, 2015 1pm-3pm

Orange County

San Diego Fwy 405 North,
to Century Fwy 105 West (to Airport).
Exit at Sepulveda North
(to Airport through tunnel, under LAX runway).
Turn left on Lincoln Blvd. (North) to
9045 Lincoln Blvd.
(on left, across from Westchester Park).

Santa Monica

Lincoln Blvd. South to 9045 Lincoln Blvd.
(on right, across from Westchester Park).

Glendale/Pasadena

Glendale Fwy 2 South,
to Golden State Fwy 5 South,
to Harbor Fwy 110 South,
to Century Fwy 105 West (to Airport).
Exit at Sepulveda North
(to Airport through tunnel, under LAX runway).
Turn left on Lincoln Blvd. (North) to
9045 Lincoln Blvd.
(on left, across from Westchester Park).

Canoga Park/Woodland Hills

San Diego Fwy 405 South,
to Century Fwy 105 West (to airport).
Exit at Sepulveda North (to Airport through tunnel,
under LAX runway).
Turn left on Lincoln Blvd. (North) to
9045 Lincoln Blvd.
(on left, across from Westchester Park).

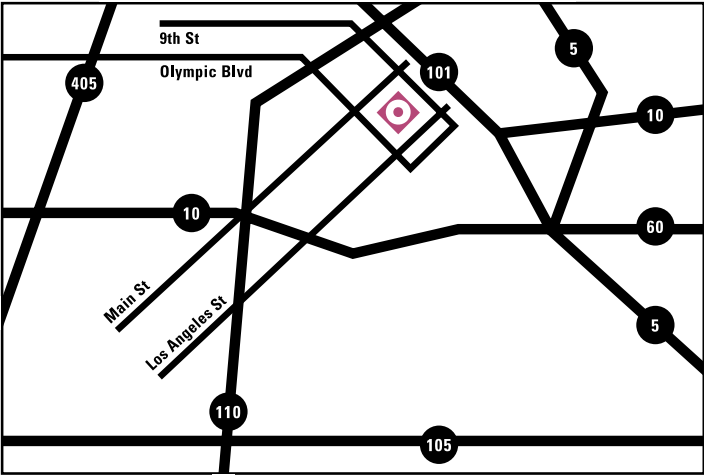
San Pedro/Long Beach

San Diego Fwy 405 North,
to Century Fwy 105 West (to Airport).
Exit at Sepulveda North (to Airport through tunnel,
under LAX runway).
Turn left on Lincoln Blvd. (North) to
9045 Lincoln Blvd.
(on left, across from Westchester Park).

Pomona/Ontario

San Bernardino Fwy 10 West,
to Harbor Fwy 110 South,
to Century Fwy 105 West (to Airport).
Exit at Sepulveda North (to Airport through tunnel,
under LAX runway).
Turn left on Lincoln Blvd. (North) to
9045 Lincoln Blvd.
(on left, across from Westchester Park).

HOW TO GET TO OTIS CALIFORNIA MARKET CENTER



California Market Center is bounded by Main St., Los Angeles St., 9th St. and Olympic Blvd.
**110 East 9th St.,
Los Angeles, CA
90079**

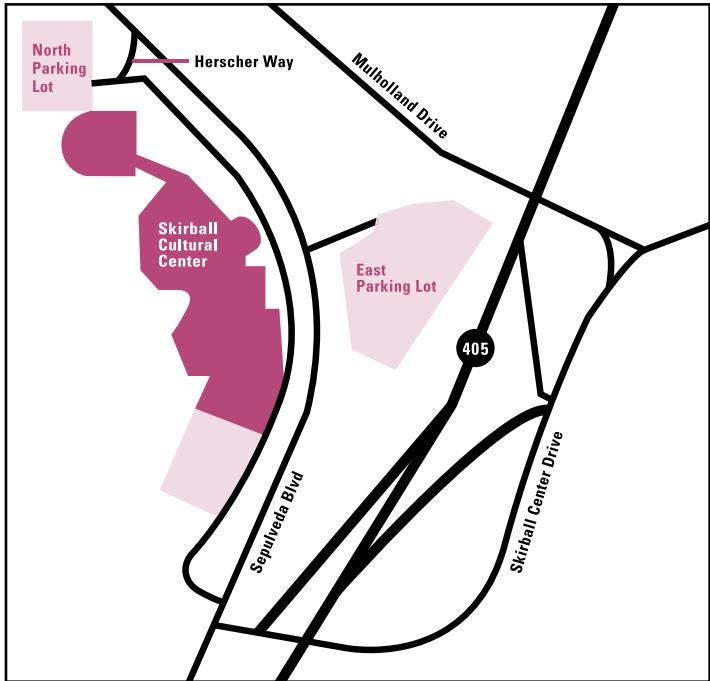
For course information please call 310-665-6850.
For security please call 213-630-3700.
Otis is located on the second floor of the California Market Center.

HOW TO GET TO OTIS MID-WILSHIRE STUDIO

Located just west of Fairfax, at:
**6124 Wilshire Boulevard, Los Angeles
90048**, adjacent to Los Angeles museums, galleries, and attractions.

For directions, please call 310-665-6850
or email otisce@otis.edu

HOW TO GET TO SKIRBALL CULTURAL CENTER



Located just west
of the 405 fwy at:
**2701 N. Sepulveda
Blvd., Los Angeles
90049**

For directions please
call 310-440-4500.

For course information
please call 310-665-6850.

For security please call
310-440-4676.

www.skirball.org

CONTACTS

Otis College of Art and Design
Elaine & Bram Goldsmith Campus
9045 Lincoln Boulevard
Los Angeles, CA 90045

Continuing Education Office, Room A208
Office hours: M-F, 8:30am – 5:00pm
310-665-6850
email: otisce@otis.edu
web: www.otis.edu

Registration Office, Room A207
Office hours: M-F, 8:30am – 5:00pm
310-665-6950
fax: 310-665-6956
email: registration@otis.edu

Campus Security
Foyer, Ahmanson Building
310-665-6965

Computer Lab, Room A401
310-665-6810

Photography Lab, Room A601
310-665-6971

Woodshop, Room A701
310-665-6970

Student Affairs, Room A103
310-665-6960

Ben Maltz Gallery
Bronya and Andy Galef Fine Arts Building, 1st Floor
310-665-6905

Millard Sheets Library, Room A306
310-665-6930

Otis College of Art and Design
California Market Center Campus
110 East 9th Street, Suite C 201
Los Angeles, CA 90079
310-665-6875

California Market Center Security
213-630-3700

Skirball Cultural Center
2701 N. Sepulveda Boulevard
Los Angeles, CA 9009
310-665-6875

Skirball Cultural Center Security
310-440-4676

GENERAL INDEX

Academic Calendar	3	Holidays	3
Accreditations/Affiliations	98	Instructor Biographies	89
Adding Courses	104	Insurance Fees	101
Art Gallery	4	Lab Fees	101
Attendance Policy	105	Late Registration Fees	101
Canceled Courses	104	Library Privileges	95
Certificate Programs	97	Mail-In Registration	103
Change of Status	104	Online Registration	103
Classroom Assignments	104	Open House	Inside Front Cover
Computer Lab Hours/Privileges	95	Parking Permits	101
Contacts	110	Prerequisite Courses	98
Course Index	111	Privacy Act	99
Credit/Non-Credit Policies	98	Refund Policy	105
Darkroom Privileges	96	Registration Procedures	103
Degrees Offered	98	Returned Checks	102
Directions to Otis – Maps	108	Security	100
Discounts	100	Students with Disabilities	99
Drop Policies	106	Transcripts	106
Extended Registration Hours	103	Transfer/Status Changes	104
Financial Aid	99	Tuition Discounts	100
Grading Policies	104	Withdrawal Policy	106

COURSE INDEX

A-B		Graphic	33	Flash	20
Alumni Project Workshop	78	Illustration	40	Illustrator	19
Animation	21	Interior	42	Introduction to	
Art Education	7	Lighting	47	Digital Design	18
Art History	12	Product	49	Introduction to Web Design	19
Art Tours	13	Textile	53	Media Literacy	19
		Web	19, 20	Motion Graphics	21
		Digital Imaging	19, 20	Photoshop	19, 20
C		Digital Media Arts	15	Video Editing	21
Ceramics	71	Animation, 2D/3D	21	Web Design I	20
Children's Workshops	84	Apps Development	22	Web Design III	20
College Preparation	80	Certificate Program	15	Dill, Laddie John	64
Color Theory	34	Character Design	26	Draping	31, 32
		Digital Drawing &		Drawing	62
		Illustration I	19	Drawing and Composition	62
D		Digital Imaging I	19	Drawing on the Right Side	
Design	14	Digital Imaging III	20	of the Brain	62
Digital	15	Digital Photography	26	Life Drawing	63
Fashion	27	Film	26	Portrait Drawing	63
Furniture	71				

E-F					
Fashion Design	27	Certificate Program	42	Printmaking	67
Certificate Program	27	Design Studio I, II, III	45, 46	Digital Silkscreen	67
Couture	32	Drafting I, II	44, 45	Digital Letterpress	68
Draping I, II	31, 32	Introduction to		Letterpress	67
Fashion Illustration	31	Interior Design	44	Silkscreen	67
Introduction to		Surface Materials	45	Product Design	49
Apparel Construction	30	Jewelry Design	72	Professional Development	77
Introduction to		Laddie John Dill	64		
Fashion Design	30	Letterpress	38	R-S	
Patternmaking I	31	Licensing Art & Design Products	78	Right Brain Drawing	62
Sewing I	31	Life Drawing	63	Sculpture	69
Shoe Design	32	Lighting Design	47	Sewing	31
Figure Drawing	63	Certificate Program	47	Shoe Design	32
Fine Arts	57	Drafting I, II	47, 48	Silkscreen	67
Certificate	58	Internship	48		
Drawing	62	Luminaire and Control		T	
Painting	64	Technologies	48	Teachers	
Printmaking	67	Los Angeles	13	Arts Education	6
Sculpture	69	Master Painting with		Textile/Surface Design	53
Furniture & Woodworking	71	Laddie John Dill	64	Tours	11
Machine Woodworking	71	Metal	72	Typography	36
G-H		P-Q		U-Z	
Graphic Design	33	Painting	64	Watercolor	66
Bookbinding	39	Abstraction	65	Web Design	19, 20
Calligraphy	39	Acrylic	64	Welding	72
Certificate Program	33	Advanced Watercolor	66	Writing	87
Color Theory & Design	34	Encaustic	64, 65	Young Artist Workshops	84
Final Portfolio	37	Intermediate Oil Painting	65		
Fundamentals of		Introduction to Painting	64		
2-D Design	35	Master Painting with			
InDesign	37	Laddie John Dill	64		
Introduction to		Painting Workshop	65		
Graphic Design	33	Watercolor	66		
Letterpress	38	Patternmaking	31		
Logos	37	Photography	74		
Package Design	37	Certificate Program	74		
Typography I, II	36	Digital Photography	76		
Handcrafted Arts and Design	70	Introduction to			
Ceramics	71	Black & White Darkroom	75		
Furniture and Woodworking	71	Intermediate Photography	76		
Jewelry	72	Introduction to			
Metal	72	Color Photography	75		
		Introduction to Photography	74		
I-O		Lighting Techniques	75		
Illustration	40	Urban Noir:			
Character Design	41	Night Photography	76		
Digital Drawing		Photoshop (Adobe)	19, 20		
& Illustration	40	Portfolio Preparation	80		
Illustrating Children's Books	41	Portrait Drawing	63		
Quick Sketch	41	Precious Metal Clay	72		
Storyboarding	40	Pre-College Courses	79		
Illustrator (Adobe)	40				
Interior Design	42				



Otis ID# /SSN (required for CT or CR)										M/F		Birthdate (mm/dd/yy)				Year (Semester)		Session			
Legal Last Name										Legal First Name										MI	
Home Address (Required)														Apartment							
City										State				Zip							
Mailing Address (If different from Home Address)														Apartment							
City										State				Zip							
Cell										Work											
Email Address																					

*All above information is required to register. Incomplete forms will not be processed.

Reg# (ex: 12345; not "X" number)

Course Title

Tuition

[illegible]

Check#: Amount:

\$50 Early Bird Discount
(Where Applicable)

MC / Visa #:

Other Discounts

Exp. Date: Billing Zip:

Subtotal

Cardholder's Name:

Non-refundable Registration Fee if
semester tuition totals \$101 or more
(no fee for children ages 5-12)

\$25.00

Do you need Otis Goldsmith campus parking? ☐ yes
☐ no

Non-refundable
Student Insurance Fee

\$14.00

Parking sticker #

Non-refundable Lab Fees

\$30 Late Registration Fee
(after first class session)

(For Office Use Only)

Initial	Date	Initial	Date
---------	------	---------	------

Process by	Student Accounts
1. Identify the problem	1. Identify the problem
2. Identify the cause	2. Identify the cause
3. Identify the solution	3. Identify the solution
4. Implement the solution	4. Implement the solution
5. Evaluate the solution	5. Evaluate the solution

Total	
-------	--

1) Enter all information requested. Incomplete applications will not be processed. Signature is required.

2) Social Security number is mandatory for Certificate and Credit classes.

3) Be certain that check/charge is for the correct amount including registration fee, lab, certificate, and other fees where applicable.

4) Make checks payable to OTIS. DO NOT SEND CASH, MONEY ORDERS OR CASHIERS CHECKS. To charge your fees to MasterCard or Visa, enter the credit card number and expiration date on the registration form. Please refer to catalog for correct cost of class.

5) No refunds after the second class meeting. Please refer to catalog for further information.

6) All accounts assigned to a Collection Agency will be charged collection costs, including but not limited to collection agency fees, as well as legal fees, and/or court costs.

Early Bird Registration where applicable valid through end of day at Open House.

Students are responsible for all policies and academic regulations published in the Continuing Education Catalog.

Signature _____ Date _____

*By signing, you certify that all information provided on this form is true and correct.

tear-off and return

TO ENROLL FOR CLASSES

- 1) Complete all information on above application form.
- 2) Enclose check or payment information.

- 3) Sign and mail form to:
Office of Registration and Records
Otis College of Art and Design
9045 Lincoln Blvd., Los Angeles, CA 90045
310-665-6950 8:30am-5pm M-F
or Fax to 310-665-6956 (credit cards only)



Otis College of Art and Design
Continuing Education
9045 Lincoln Boulevard, Los Angeles, CA 90045

PERIODICALS

USPS 503-650

Mail To:

NEW

Art and Design Fundamentals

Massive Open Online Course – (MOOC)

Art of the Edible Landscape

Introduction to Shoe Design



Spring 2015

Open House

Sunday, January 11, 2015

1:00pm – 3:00pm

Courses Begin

January 31, 2015